



US00D721191S

(12) **United States Design Patent**
Amend

(10) **Patent No.:** **US D721,191 S**
(45) **Date of Patent:** **** Jan. 13, 2015**

(54) **RADIANT FLOOR HEATING UNDERLAY BOARD**

2007/0017656 A1* 1/2007 Da Rold 165/48.1

* cited by examiner

(71) Applicant: **Victor Amend**, Toronto (CA)

Primary Examiner — Doris Clark

(72) Inventor: **Victor Amend**, Toronto (CA)

(74) *Attorney, Agent, or Firm* — The Farrell Law Firm, P.C.

(**) Term: **14 Years**

(57) **CLAIM**

The ornamental design for a radiant floor heating underlay board, as shown and described.

(21) Appl. No.: **29/451,161**

(22) Filed: **Mar. 28, 2013**

DESCRIPTION

(51) **LOC (10) Cl.** **25-01**

(52) **U.S. Cl.**

USPC **D25/157**

(58) **Field of Classification Search**

USPC D25/157, 158, 138; 165/49, 56, 48.1;
219/213

See application file for complete search history.

FIG. 1 is a front perspective view of the radiant floor heating underlay board in accordance with the subject design;

FIG. 2 is a front elevational view of the radiant floor heating underlay board of FIG. 1;

FIG. 3 is an end view of the radiant floor heating underlay board of FIG. 1;

FIG. 4 is a side view of the radiant floor heating underlay board of FIG. 1;

FIG. 5 is a rear elevational view of the radiant floor heating underlay board of FIG. 1;

FIG. 6 is an opposite end view of the radiant floor heating underlay board of FIG. 1; and,

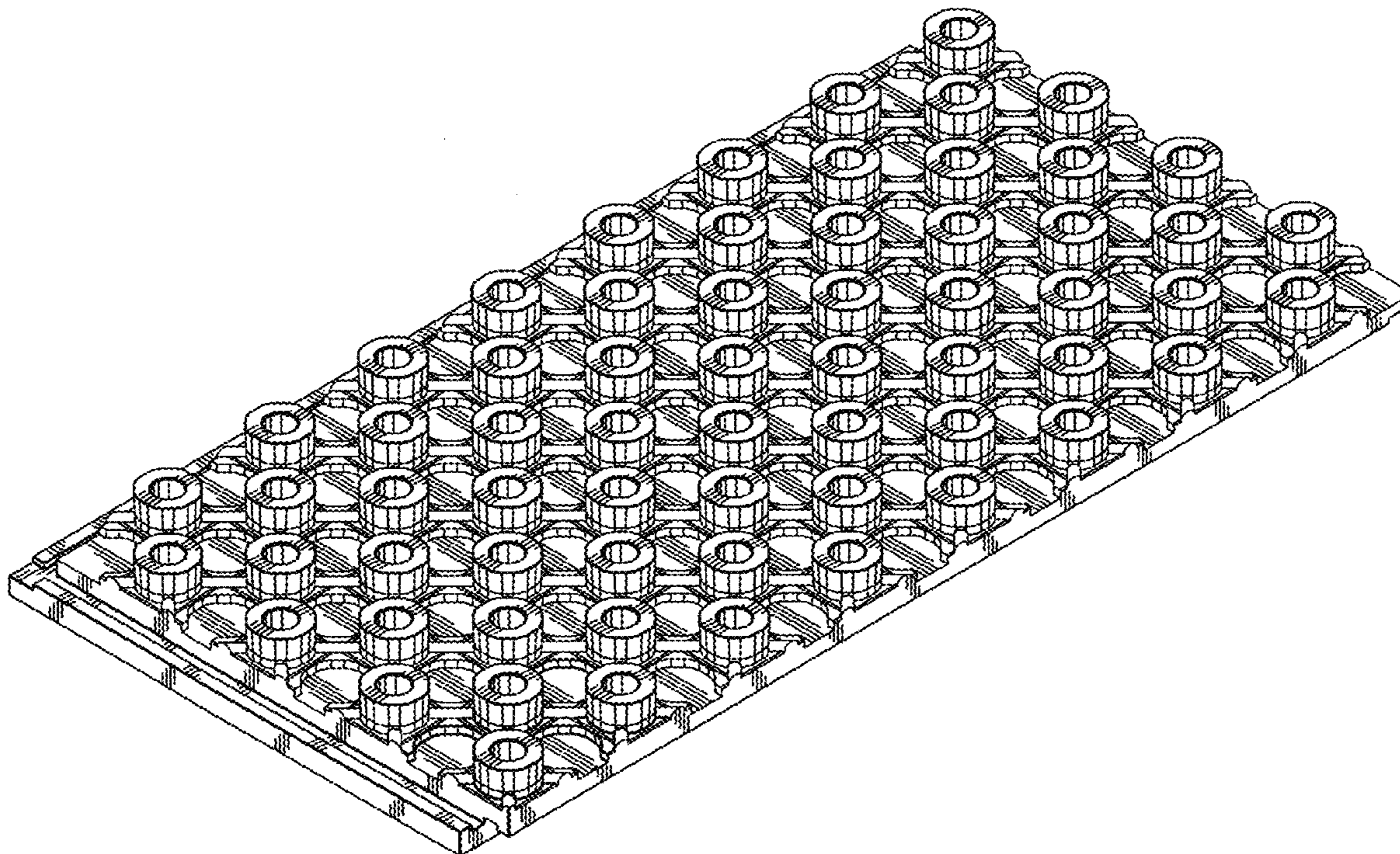
FIG. 7 is an opposite side view of the radiant floor heating underlay board of FIG. 1.

(56) **References Cited**

U.S. PATENT DOCUMENTS

| | | | | | |
|--------------|------|---------|-------------|-------|---------|
| 4,415,798 | A * | 11/1983 | Knappe | | 392/435 |
| 5,931,381 | A * | 8/1999 | Fiedrich | | 237/69 |
| 6,739,097 | B1 * | 5/2004 | Rodin | | 52/71 |
| D555,814 | S * | 11/2007 | Yin | | D25/138 |
| D638,145 | S * | 5/2011 | Rhee | | D25/157 |
| 2006/0000578 | A1 * | 1/2006 | Kang et al. | | 165/56 |

1 Claim, 3 Drawing Sheets



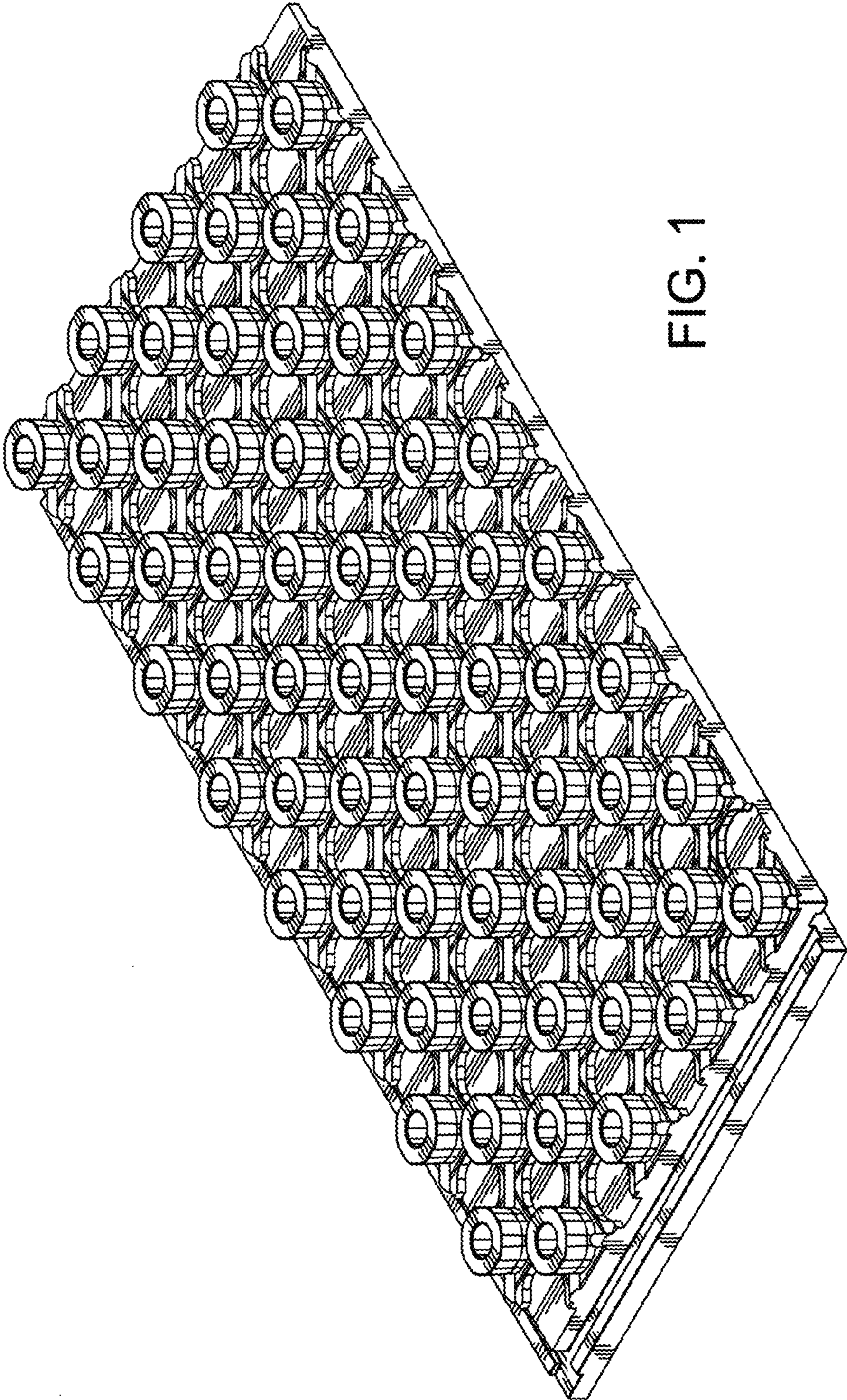


FIG. 1

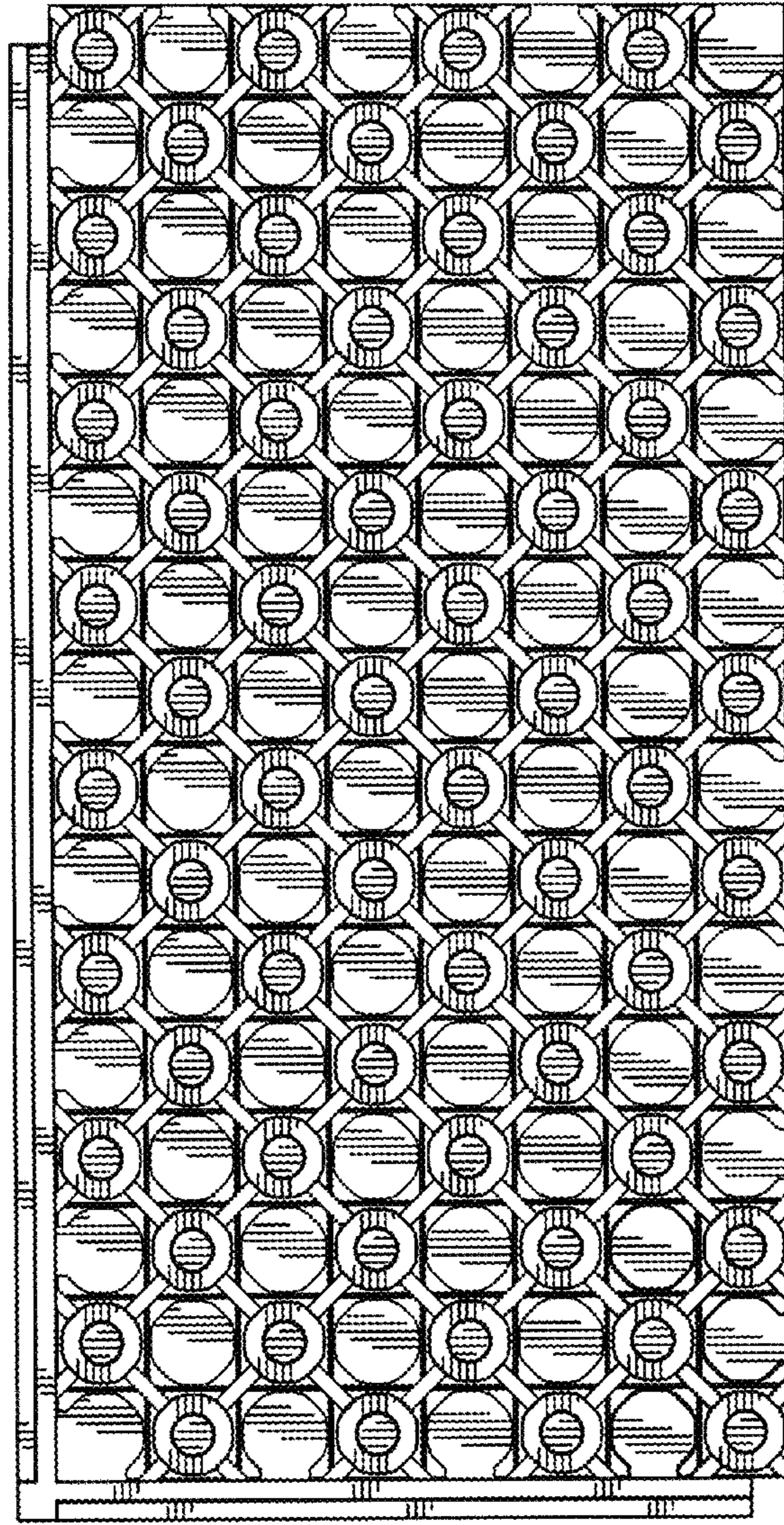


FIG. 2

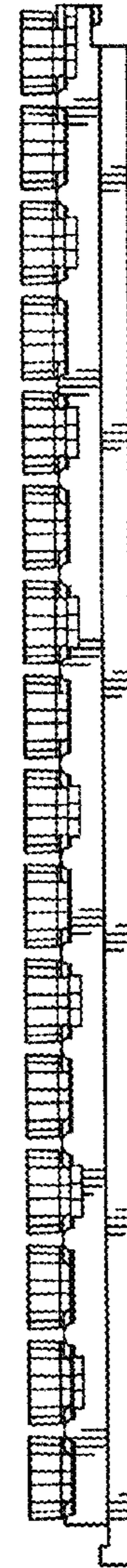


FIG. 4



FIG. 3

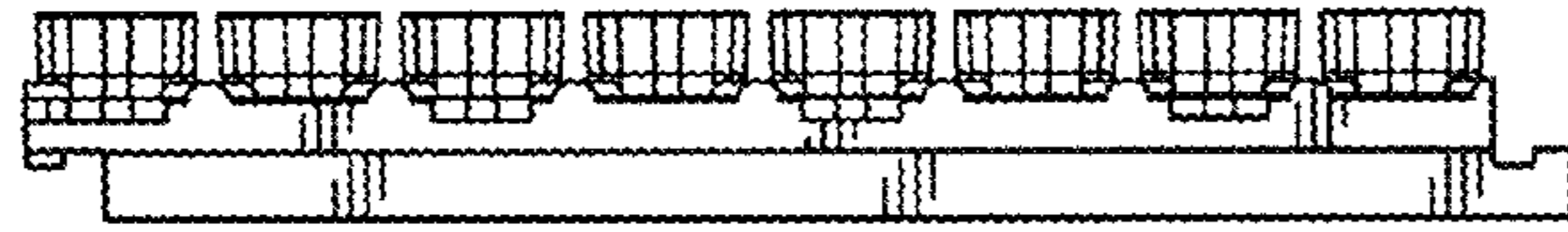


FIG. 6




FIG. 5

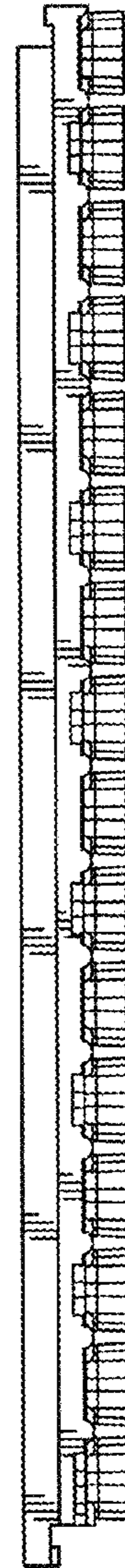


FIG. 7