



US00D721186S

(12) **United States Design Patent**  
**Wheelington**

(10) **Patent No.:** **US D721,186 S**  
(45) **Date of Patent:** **\*\* Jan. 13, 2015**

- (54) **PLATFORM FOR A TREE STAND**
- (71) Applicant: **Advanced Treestand Investments, LLC**, Smackover, AR (US)
- (72) Inventor: **Ryan S. Wheelington**, Louann, AR (US)
- (73) Assignee: **Advanced Treestand Investments, LLC**, Smackover, AR (US)
- (\*\*) Term: **14 Years**
- (21) Appl. No.: **29/462,627**
- (22) Filed: **Aug. 6, 2013**
- (51) **LOC (10) Cl.** ..... **25-04**
- (52) **U.S. Cl.**  
USPC ..... **D25/62**
- (58) **Field of Classification Search**  
USPC ..... D25/62; 182/187, 129, 115  
See application file for complete search history.

- D445,201 S \* 7/2001 D'Acquisto ..... D25/62
- 6,722,472 B2 \* 4/2004 Berkbuegler ..... 182/187
- 7,926,775 B1 \* 4/2011 Milazzo et al. .... 248/230.8
- 2002/0148685 A1 \* 10/2002 Shan et al. .... 182/187

\* cited by examiner

*Primary Examiner* — Doris Clark

(74) *Attorney, Agent, or Firm* — Brown & Michaels, PC

(57) **CLAIM**

The ornamental design for a platform for a tree stand, as shown and described.

**DESCRIPTION**

FIG. 1 is a perspective view of the platform for a tree stand of the present invention.  
 FIG. 2 is a side view of the platform for a tree stand.  
 FIG. 3 is a side view of the platform for a tree stand, showing the opposite side from FIG. 2.  
 FIG. 4 is a top view of the platform for a tree stand.  
 FIG. 5 is a bottom view of the platform for a tree stand.  
 FIG. 6 is a front view of the platform for a tree stand; and,  
 FIG. 7 is a back view of the platform for a tree stand.

**1 Claim, 2 Drawing Sheets**

(56) **References Cited**

U.S. PATENT DOCUMENTS

- D373,427 S \* 9/1996 Russom ..... D25/62
- D444,573 S \* 7/2001 Owens et al. .... D25/62

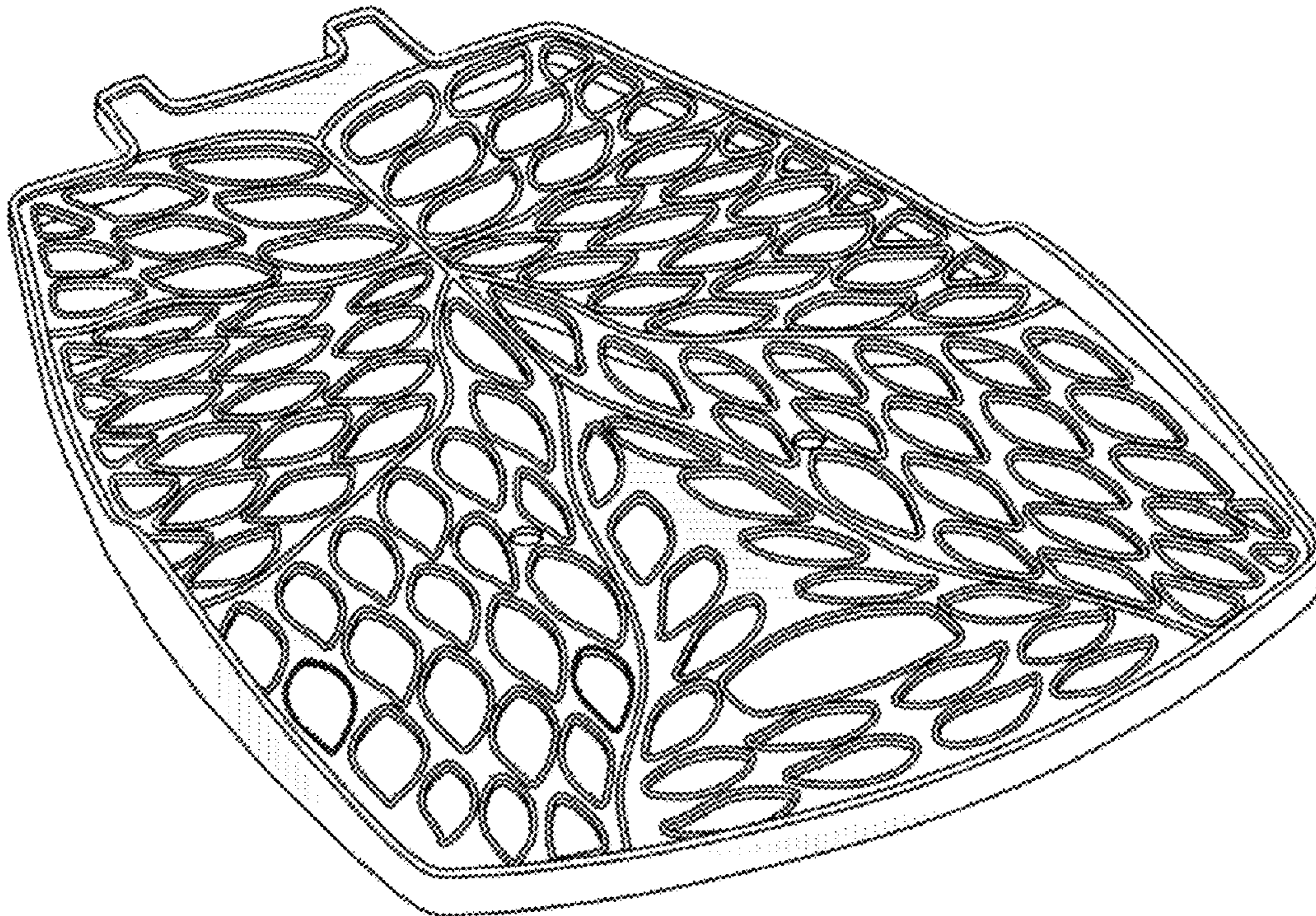


Fig. 1

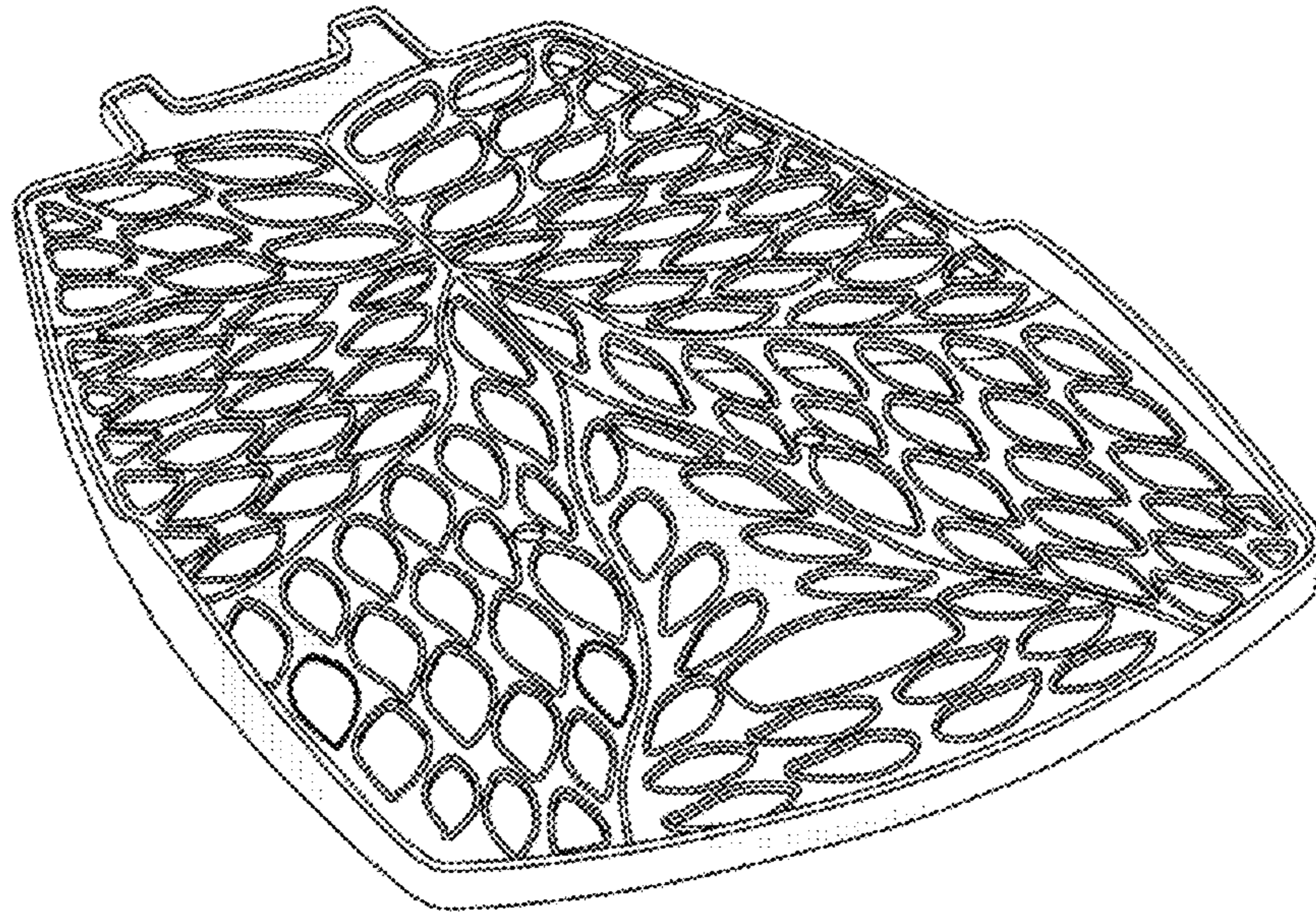


Fig. 2




Fig. 3



Fig. 6




Fig. 7




Fig. 4

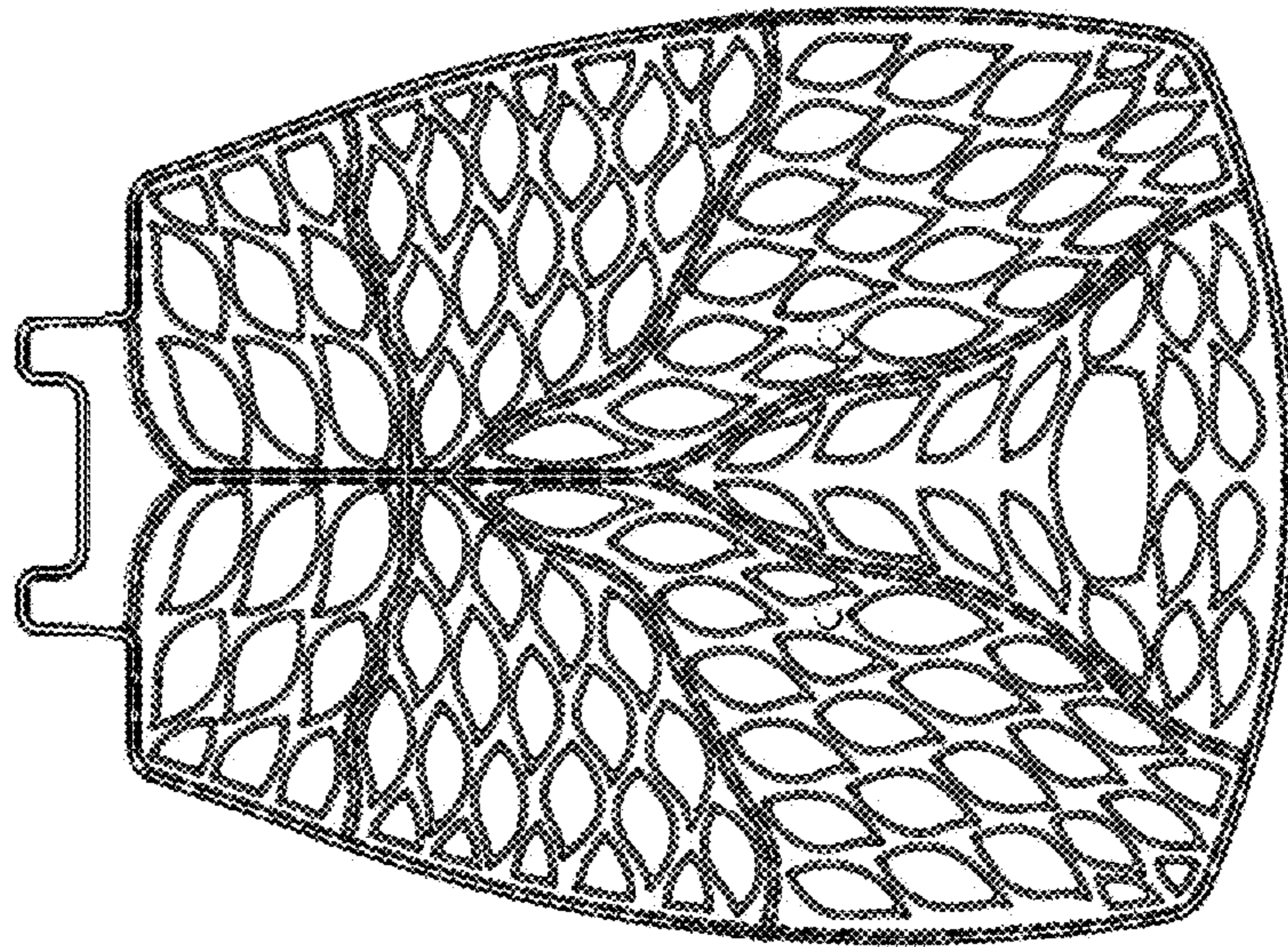


Fig. 5

