

US00D721175S

(12) **United States Design Patent**
Mujwid

(10) **Patent No.:** **US D721,175 S**
(45) **Date of Patent:** **** Jan. 13, 2015**

(54) **BACKERS FOR SURGICAL INDICATORS**

(75) Inventor: **James R. Mujwid**, Minnetonka, MN
(US)

(73) Assignee: **AMS Research Corporation**,
Minnetonka, MN (US)

5,149,329 A 9/1992 Richardson
5,188,636 A 2/1993 Fedotov
5,203,864 A 4/1993 Phillips
5,209,756 A 5/1993 Seedhom et al.
5,256,133 A 10/1993 Spitz
5,268,001 A 12/1993 Nicholson et al.
5,269,783 A 12/1993 Sander

(Continued)

(**) Term: **14 Years**

(21) Appl. No.: **29/401,194**

(22) Filed: **Sep. 8, 2011**

(51) **LOC (10) Cl.** **24-02**

(52) **U.S. Cl.**

USPC **D24/155**

(58) **Field of Classification Search**

USPC D24/155, 156, 133, 152, 154, 135, 141,
D24/144-146, 151; 606/194, 198, 214;
623/23.54, 23.7, 1.16, 903, 1.29;
604/1.02, 103.02; 128/204.18; 600/30;
601/152; 602/5

See application file for complete search history.

FOREIGN PATENT DOCUMENTS

AU 2002241673 11/2005
CA 2404459 8/2005

(Continued)

OTHER PUBLICATIONS

“Access Instrument System with AlloSling Fascia” (5 pages with two pages of Instructions for Use).

(Continued)

Primary Examiner — Ian Simmons
Assistant Examiner — Charles Hanson

(74) *Attorney, Agent, or Firm* — Kagan Binder, PLLC

(56) **References Cited**

U.S. PATENT DOCUMENTS

3,384,073 A 5/1968 Van Winkle, Jr.
3,613,679 A 10/1971 Bijou
3,789,828 A 2/1974 Schulte
4,548,202 A 10/1985 Duncan
4,632,100 A 12/1986 Somers et al.
4,873,976 A 10/1989 Schreiber
4,938,760 A 7/1990 Burton et al.
4,969,892 A 11/1990 Burton et al.
4,979,956 A 12/1990 Silvestrini
5,013,292 A 5/1991 Lemay
5,013,316 A 5/1991 Goble et al.
5,019,032 A 5/1991 Robertson
5,053,043 A 10/1991 Gottesman et al.
5,085,661 A 2/1992 Moss
5,112,344 A 5/1992 Petros
5,141,520 A 8/1992 Goble et al.

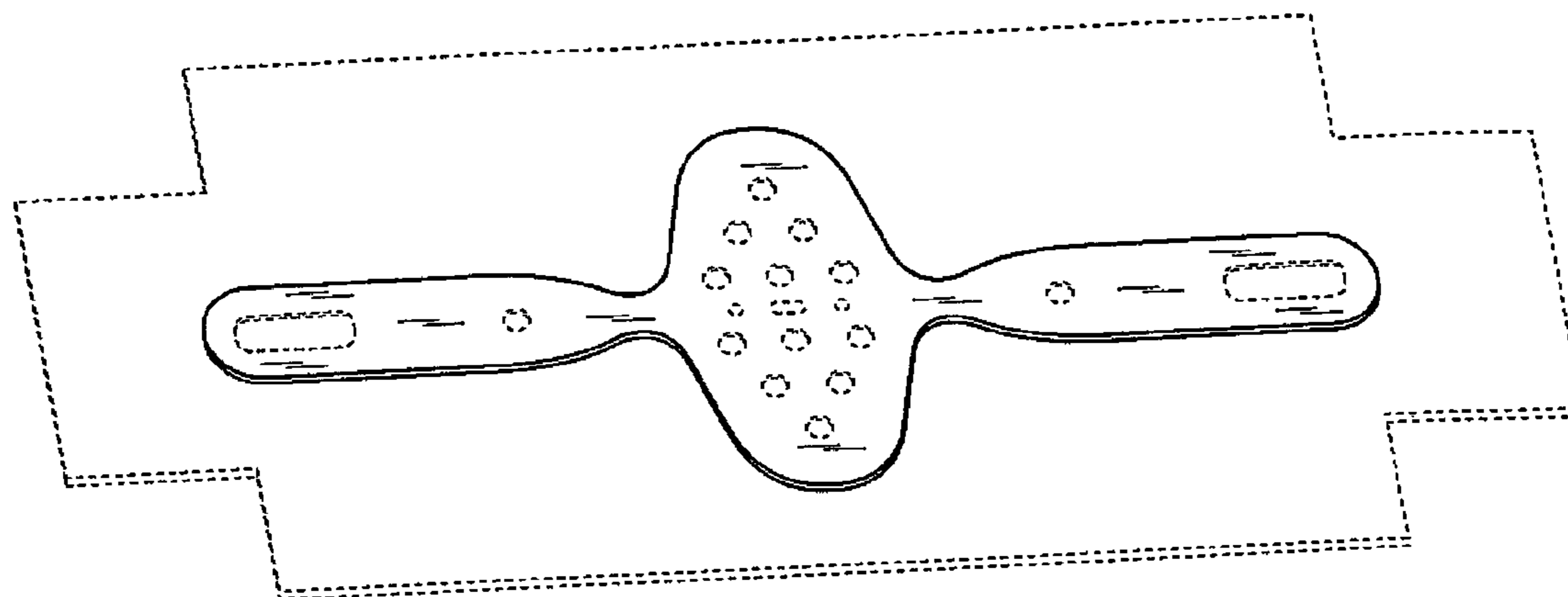
(57) **CLAIM**

The ornamental design for backers for surgical indicators, as shown and described.

DESCRIPTION

FIG. 1 is a perspective view of a backer of my new design; FIG. 2 is a top view thereof; FIG. 3 is a bottom view thereof; FIG. 4 is a front view thereof, the back view being identical; and, FIG. 5 is a left side view thereof, the right side view being identical. The broken line portions of the drawings are for illustrative purposes only and form no part of the claimed designs.

1 Claim, 2 Drawing Sheets



(56)

References Cited

U.S. PATENT DOCUMENTS

5,328,077	A	7/1994	Lou	6,328,686	B1	12/2001	Kovac
5,337,736	A	8/1994	Reddy	6,334,446	B1	1/2002	Beyar
5,354,292	A	10/1994	Braeuer et al.	6,382,214	B1	5/2002	Raz et al.
5,362,294	A	11/1994	Seitzinger	6,387,041	B1	5/2002	Harari et al.
5,370,662	A	12/1994	Stone et al.	6,406,423	B1	6/2002	Scetbon
5,376,097	A	12/1994	Phillips	6,406,480	B1	6/2002	Beyar et al.
5,383,904	A	1/1995	Totakura et al.	6,423,072	B1	7/2002	Zappala
5,520,700	A	5/1996	Beyar et al.	6,423,080	B1	7/2002	Gellman et al.
5,527,342	A	6/1996	Pietrzak et al.	6,432,074	B1	8/2002	Ager et al.
5,544,664	A	8/1996	Benderev et al.	6,440,154	B2	8/2002	Gellman et al.
5,562,689	A	10/1996	Green et al.	6,451,024	B1	9/2002	Thompson et al.
5,571,139	A	11/1996	Jenkins, Jr.	6,454,778	B2	9/2002	Kortenbach
5,582,188	A	12/1996	Benderev et al.	6,475,139	B1	11/2002	Miller
5,584,860	A	12/1996	Goble et al.	6,478,727	B2	11/2002	Scetbon
5,591,163	A	1/1997	Thompson	6,491,703	B1	12/2002	Ulmsten
5,591,206	A	1/1997	Moufarrege	6,506,190	B1	1/2003	Walshe
5,628,756	A	5/1997	Barker, Jr. et al.	6,544,273	B1	4/2003	Harari et al.
5,643,320	A	7/1997	Lower et al.	6,575,897	B1	6/2003	Ory
5,647,836	A	7/1997	Blake et al.	6,582,443	B2	6/2003	Cabak et al.
5,669,935	A	9/1997	Rosenman et al.	6,592,610	B2	7/2003	Beyar
5,674,247	A	10/1997	Sohn	6,599,235	B2	7/2003	Kovac
5,690,655	A	11/1997	Hart et al.	6,612,977	B2	9/2003	Staskin
5,697,931	A	12/1997	Thompson	6,635,058	B2	10/2003	Beyar et al.
5,709,708	A	1/1998	Thal	6,641,524	B2	11/2003	Kovac
5,725,529	A	3/1998	Nicholson et al.	6,641,525	B2	11/2003	Rocheleau
5,725,541	A	3/1998	Anspach, III et al.	6,648,921	B2	11/2003	Anderson
5,732,475	A	3/1998	Sacks et al.	6,652,450	B2	11/2003	Neisz et al.
5,741,282	A	4/1998	Anspach, III et al.	6,673,010	B2	1/2004	Skiba et al.
5,782,862	A	7/1998	Bonuttie	6,682,475	B2	1/2004	Cox et al.
5,807,403	A	9/1998	Beyar et al.	6,685,629	B2	2/2004	Therin
5,836,314	A	11/1998	Benderev et al.	6,702,827	B1	3/2004	Lund
5,842,478	A	12/1998	Benderev et al.	6,730,110	B1	5/2004	Harari et al.
5,873,891	A	2/1999	Sohn	6,746,455	B2	6/2004	Beyar et al.
5,899,909	A	5/1999	Claren et al.	6,755,781	B2	6/2004	Gellman
5,904,692	A	5/1999	Steckel et al.	6,881,184	B2	4/2005	Zappala
5,922,026	A	7/1999	Chin	6,908,425	B2	6/2005	Luscombe
5,925,047	A	7/1999	Errico et al.	6,908,473	B2	6/2005	Skiba et al.
5,934,283	A	8/1999	Willem et al.	6,911,002	B2	6/2005	Fierro
5,954,057	A	9/1999	Li	6,953,428	B2	10/2005	Gellman et al.
5,972,000	A	10/1999	Beyar et al.	6,960,160	B2	11/2005	Browning
5,980,558	A	11/1999	Wiley	6,974,462	B2	12/2005	Sater
5,984,927	A	11/1999	Wenstrom, Jr.	6,981,944	B2	1/2006	Jamiolkowski
5,988,171	A	11/1999	Sohn et al.	6,981,983	B1	1/2006	Rosenblatt et al.
5,997,554	A	12/1999	Thompson	6,991,597	B2	1/2006	Gellman et al.
6,007,539	A	12/1999	Kirsch et al.	7,025,063	B2	4/2006	Snitkin
6,010,447	A	1/2000	Kardjian	7,025,772	B2	4/2006	Gellman et al.
6,019,768	A	2/2000	Wenstrom et al.	7,048,682	B2	5/2006	Neisz et al.
6,027,523	A	2/2000	Schmieding	7,056,333	B2	6/2006	Walshe
6,036,701	A	3/2000	Rosenman	7,070,558	B2	7/2006	Gellman et al.
6,039,686	A	3/2000	Kovac	7,083,568	B2	8/2006	Neisz et al.
6,042,534	A	3/2000	Gellman et al.	7,087,065	B2	8/2006	Ulmsten et al.
6,042,536	A	3/2000	Tihon et al.	7,112,171	B2	9/2006	Rocheleau et al.
6,048,351	A	4/2000	Gordon et al.	7,112,210	B2	9/2006	Ulmsten et al.
6,053,935	A	4/2000	Brenneman et al.	7,121,997	B2	10/2006	Kammerer et al.
6,056,688	A	5/2000	Benderev et al.	7,198,597	B2	4/2007	Siegel et al.
6,068,591	A	5/2000	Bruckner et al.	7,226,408	B2	6/2007	Harai et al.
6,077,216	A	6/2000	Benderev et al.	7,229,404	B2	6/2007	Bouffier
6,099,551	A	8/2000	Gabbay	7,229,453	B2	6/2007	Anderson et al.
6,099,552	A	8/2000	Adams	7,235,043	B2	6/2007	Gellman et al.
6,106,545	A	8/2000	Egan	7,261,723	B2	8/2007	Smith et al.
6,110,101	A	8/2000	Tihon et al.	7,267,645	B2	9/2007	Anderson et al.
6,117,067	A	9/2000	Gil-Vernet	7,285,103	B2	10/2007	Nathanson
6,127,597	A	10/2000	Beyar et al.	7,291,104	B2	11/2007	Niesz et al.
6,142,968	A	11/2000	Pigg et al.	7,297,102	B2	11/2007	Smith et al.
6,168,611	B1	1/2001	Risvi	7,303,525	B2	12/2007	Watschke et al.
6,174,279	B1	1/2001	Girard	7,326,213	B2	2/2008	Benderev et al.
6,200,330	B1	3/2001	Benderev et al.	7,347,812	B2	3/2008	Mellier
6,221,005	B1	4/2001	Bruckner et al.	7,351,196	B2	4/2008	Goldmann et al.
6,241,736	B1	6/2001	Sater et al.	7,351,197	B2	4/2008	Montpetit et al.
6,245,082	B1	6/2001	Gellman et al.	7,364,541	B2	4/2008	Chu et al.
6,264,676	B1	7/2001	Gellman et al.	7,387,634	B2	6/2008	Benderev
6,273,852	B1	8/2001	Lehe et al.	7,402,133	B2	7/2008	Chu et al.
6,306,079	B1	10/2001	Trabucco	7,407,480	B2	8/2008	Staskin
6,319,272	B1	11/2001	Brenneman	7,410,460	B2	8/2008	Benderev
6,322,492	B1	11/2001	Kovac	7,413,540	B2	8/2008	Gellman et al.
				7,422,557	B2	9/2008	Arnal
				7,431,690	B2	10/2008	Merade et al.
				7,494,495	B2	2/2009	Delorme et al.
				7,513,865	B2	4/2009	Bourne et al.

(56)

References Cited

U.S. PATENT DOCUMENTS

7,527,588 B2 5/2009 Zaddem et al.
 7,547,316 B2 6/2009 Priewe et al.
 7,588,598 B2 9/2009 Delorme et al.
 7,601,118 B2 10/2009 Smith et al.
 7,621,865 B2 11/2009 Gellman et al.
 7,637,860 B2 12/2009 MacLean
 7,686,759 B2 3/2010 Sater
 7,691,050 B2 4/2010 Gellman et al.
 7,691,052 B2 4/2010 Gellman et al.
 7,722,528 B2 5/2010 Arnal et al.
 7,740,576 B2 6/2010 Hodroff
 7,753,839 B2 7/2010 Siegel et al.
 7,762,942 B2 7/2010 Neisz et al.
 7,762,969 B2 7/2010 Gellman et al.
 7,766,926 B2 8/2010 Bosely et al.
 7,789,821 B2 9/2010 Browning
 7,794,385 B2 9/2010 Rosenblatt
 7,828,715 B2 11/2010 Haverfield
 D637,942 S * 5/2011 Lee et al. D11/218
 8,506,508 B2 * 8/2013 Avitable et al. 601/152
 2001/0000533 A1 4/2001 Kovac
 2001/0023356 A1 9/2001 Raz
 2001/0027321 A1 10/2001 Gellman et al.
 2001/0041895 A1 11/2001 Beyer et al.
 2002/0007222 A1 1/2002 Desai
 2002/0022841 A1 2/2002 Kovac
 2002/0028980 A1 3/2002 Thierfelder et al.
 2002/0035369 A1 3/2002 Beyar et al.
 2002/0050277 A1 5/2002 Beyar
 2002/0055748 A1 5/2002 Gellman et al.
 2002/0058959 A1 5/2002 Gellman et al.
 2002/0082619 A1 6/2002 Cabak et al.
 2002/0091373 A1 7/2002 Berger
 2002/0095064 A1 7/2002 Beyar
 2002/0095163 A1 7/2002 Beyar
 2002/0095181 A1 7/2002 Beyar
 2002/0099260 A1 7/2002 Suslian et al.
 2002/0128681 A1 9/2002 Broome et al.
 2002/0138025 A1 9/2002 Gellman et al.
 2002/0147382 A1 10/2002 Neisz et al.
 2002/0151909 A1 10/2002 Gellman et al.
 2002/0156487 A1 10/2002 Gellman et al.
 2002/0156488 A1 10/2002 Gellman et al.
 2002/0161382 A1 10/2002 Neisz
 2002/0188169 A1 12/2002 Kammerer et al.
 2003/0004395 A1 1/2003 Therin
 2003/0009181 A1 1/2003 Gellman et al.
 2003/0023136 A1 1/2003 Raz
 2003/0023137 A1 1/2003 Gellman et al.
 2003/0023138 A1 1/2003 Luscombe
 2003/0036676 A1 2/2003 Scetbon
 2003/0045774 A1 3/2003 Staskin et al.
 2003/0050530 A1 3/2003 Neisz et al.
 2003/0065402 A1 4/2003 Anderson et al.
 2003/0176875 A1 9/2003 Anderson
 2004/0015057 A1 1/2004 Rocheleau et al.
 2004/0039453 A1 2/2004 Anderson et al.
 2004/0073235 A1 4/2004 Lund
 2004/0193215 A1 9/2004 Harari et al.
 2004/0225181 A1 11/2004 Chu et al.
 2004/0267088 A1 12/2004 Kammerer
 2005/0004576 A1 1/2005 Benderev
 2005/0038451 A1 2/2005 Rao et al.
 2005/0131391 A1 6/2005 Chu et al.
 2005/0131393 A1 6/2005 Chu et al.
 2005/0199249 A1 9/2005 Karram
 2005/0245787 A1 11/2005 Cox et al.
 2005/0256530 A1 11/2005 Petros
 2005/0277806 A1 12/2005 Cristalli
 2005/0278037 A1 12/2005 Delorme et al.
 2005/0283189 A1 12/2005 Rosenblatt et al.
 2006/0053903 A1 3/2006 Berenyi et al.
 2006/0058578 A1 3/2006 Browning
 2006/0089524 A1 4/2006 Chu
 2006/0089525 A1 4/2006 Mamo et al.

2006/0122457 A1 6/2006 Kovac
 2006/0173237 A1 8/2006 Jacquetin
 2006/0195007 A1 8/2006 Anderson
 2006/0195011 A1 8/2006 Arnal
 2006/0229493 A1 10/2006 Weiser et al.
 2006/0229596 A1 10/2006 Weiser et al.
 2006/0252980 A1 11/2006 Arnal et al.
 2006/0260618 A1 11/2006 Hodroff et al.
 2006/0287571 A1 12/2006 Gozzi
 2007/0015953 A1 1/2007 MacLean
 2007/0078295 A1 4/2007 Iandgrebe
 2007/0173864 A1 7/2007 Chu
 2008/0039678 A1 2/2008 Montpetit et al.
 2008/0072404 A1 3/2008 Wetter
 2008/0251002 A1 10/2008 Burleigh
 2009/0005634 A1 1/2009 Rane
 2009/0012353 A1 1/2009 Beyer
 2009/0221867 A1 9/2009 Ogdahl et al.
 2009/0221868 A1 9/2009 Evans
 2009/0240102 A1 9/2009 Rane et al.
 2009/0259092 A1 10/2009 Ogdahl et al.
 2010/0010631 A1 1/2010 Otte et al.
 2010/0016771 A1 * 1/2010 Arbesman et al. 602/5
 2010/0094079 A1 4/2010 Inman
 2010/0152528 A1 6/2010 Chapmenan
 2010/0168505 A1 7/2010 Inman et al.
 2010/0174134 A1 7/2010 Anderson et al.
 2010/0261950 A1 10/2010 Lund et al.
 2010/0261952 A1 10/2010 Montpetit et al.
 2012/0221044 A1 * 8/2012 Archibald et al. 606/214
 2013/0060078 A1 * 3/2013 Intoccia et al. 600/30

FOREIGN PATENT DOCUMENTS

DE 19544162 4/1997
 DE 20016866 3/2007
 EP 0248544 A1 12/1987
 EP 0470308 A1 2/1992
 EP 0650703 A1 6/1994
 EP 0643945 A2 7/1994
 EP 0632999 A1 1/1995
 EP 1342450 B1 9/2003
 FR 2787990 A1 7/2000
 FR 2852817 10/2004
 IT 1299162 4/1998
 WO WO9310715 A1 6/1993
 WO WO9319678 A2 10/1993
 WO WO9511631 A1 5/1995
 WO WO9525469 A1 9/1995
 WO WO9716121 A1 5/1997
 WO WO9730638 A1 8/1997
 WO WO9747244 A1 12/1997
 WO WO9819606 A1 5/1998
 WO WO9835606 A1 8/1998
 WO WO9835616 A1 8/1998
 WO WO9835632 A1 8/1998
 WO WO9842261 A1 10/1998
 WO WO9853746 A1 12/1998
 WO WO9916381 A1 4/1999
 WO WO9937216 A1 7/1999
 WO WO9937217 A1 7/1999
 WO WO9952450 A1 10/1999
 WO WO9953844 A1 10/1999
 WO WO9958074 A2 11/1999
 WO WO9959477 A1 11/1999
 WO WO0064370 A1 2/2000
 WO WO0013601 A1 3/2000
 WO WO0018319 A1 4/2000
 WO WO0027304 A1 5/2000
 WO WO0030556 A1 6/2000
 WO WO0040158 A2 7/2000
 WO WO0057796 A1 10/2000
 WO WO0057812 A1 10/2000
 WO WO0066030 A1 11/2000
 WO WO0074594 A1 12/2000
 WO WO0074613 A1 12/2000
 WO WO0074633 A2 12/2000
 WO WO0139670 A1 6/2001
 WO WO0145588 A1 6/2001

(56)

References Cited

FOREIGN PATENT DOCUMENTS

WO	WO0145589	A1	6/2001
WO	WO0228312	A1	4/2002
WO	WO0228315	A2	4/2002
WO	WO0230293	A1	4/2002
WO	WO0238079	A2	5/2002
WO	WO0239890	A2	5/2002
WO	WO02058563	A1	8/2002
WO	WO02062237	A1	8/2002
WO	WO02069781		9/2002
WO	WO02071953	A2	9/2002
WO	WO02078552	A1	10/2002
WO	WO03013392	A2	2/2003
WO	WO03003778	A1	4/2003
WO	WO03034939	A1	5/2003
WO	WO03068107	A1	8/2003
WO	WO03073960	A1	9/2003
WO	WO03075792	A1	9/2003
WO	WO03086205	A2	10/2003
WO	WO0309629	A1	11/2003
WO	WO03092546	A2	11/2003
WO	WO03096928	A1	11/2003
WO	WO2004012626	A1	2/2004
WO	WO2004016196	A2	2/2004
WO	WO2004017862	A2	3/2004
WO	WO2004045457	A1	6/2004
WO	WO2005004727	A1	1/2005
WO	WO2005037132	A2	4/2005
WO	WO2005046511	A2	5/2005
WO	WO2005048850	A2	6/2005
WO	WO2005079702	A1	9/2005
WO	WO2005094741	A1	10/2005
WO	WO2005112842	A1	12/2005
WO	WO2005122954	A1	12/2005
WO	WO2006007190	A1	1/2006
WO	WO2006015031	A2	2/2006
WO	WO2006031879	A1	3/2006
WO	WO2006069078		6/2006
WO	WO2006108145	A1	10/2006
WO	WO2007002012	A1	1/2007
WO	WO2007002071	A1	1/2007
WO	WO2007011341	A1	1/2007
WO	WO2007014241	A1	2/2007
WO	WO2007016083	A1	2/2007
WO	WO2007016698	A1	2/2007
WO	WO2007027592	A2	3/2007
WO	WO2007059199	A2	5/2007
WO	WO2007081955	A1	7/2007
WO	WO2007097994		8/2007
WO	WO2007137226	A2	11/2007
WO	WO2007146784	A2	12/2007
WO	WO2007149348	A2	12/2007
WO	WO2007149555	A2	12/2007
WO	WO2008057261	A2	5/2008
WO	WO2008124056	A1	10/2008
WO	WO2009005714	A2	1/2009
WO	WO2009017680	A2	2/2009

OTHER PUBLICATIONS

“Introducing: AlloSling Fascia the Natural Choice for Suburethral Sling Procedures”, Advertisement from UroMed Corporation (1 page).

Advantage A/T™, Surgical Mesh Sling Kit, Boston Scientific, 6 pages (2002).

Albert H. Aldridge, B.S., M.D., F.A.C.S., Transplantation of Fascia for Relief of Urinary Stress Incontinence, American Journal of Obstetrics and Gynecology, V. 44, pp. 398-411, (1948).

AlloSource product literature (11 pages.).

Amundsen, Cindy L. et al., Anatomical Correction of Vaginal Vault Prolapse by Uterosacral Ligament Fixation in Women Who Also Require a Pubovaginal Sling, The Journal of Urology, vol. 169, pp. 1770-1774, (May 2003).

Benderev, Theodore V., MD, A Modified Percutaneous Outpatient Bladder Neck Suspension Systems, Journal of Urology, vol. 152, pp. 2316-2320 (Dec. 1994).

Benderev, Theodore V., MD, Anchor Fixation and Other Modifications of Endoscopic Bladder Neck Suspension, Urology, vol. 40, No. 5, pp. 409-418 (Nov. 1992).

Blaivas, Jerry et al., Pubovaginal Fascial Sling for the Treatment of Complicated Stress Urinary Incontinence, The Journal of Urology, vol. 145, pp. 1214-1218 (Jun. 1991).

Blaivas, Jerry et al., Type III Stress Urinary Incontinence: Importance of Proper Diagnosis and Treatment, Surgical Forum, pp. 473-475, (1984).

Blavis, Jerry, Commentary: Pubovaginal Sling Procedure, Experience with Pubovaginal Slings, pp. 93-101 (1990).

Bryans, Fred E., Marlex Gauze Hammock Sling Operation With Cooper's Ligament Attachment in the Management of Recurrent Urinary Stress Incontinence, American Journal of Obstetrics and Gynecology, vol. 133, pp. 292-294 (Feb. 1979).

Capio™ CL—Transvaginal Suture Capturing Device—Transvaginal Suture Fixation to Cooper's Ligament for Sling Procedures, Boston Scientific, Microvasive®, 8 pages, (2002).

Choe, Jong M. et al., Gore-Tex Patch Sling: 7 Years Later, Urology, vol. 54, pp. 641-646 (1999).

Dargent, D. et al., Insertion of a Suburethral Sling Through the Obturator Membrane in the Treatment of Female Urinary Incontinence, Gynecol Obstet Fertil, vol. 30, pp. 576-582 (2002).

Decter, Ross M., Use of the Fascial Sling for Neurogenic Incontinence: Lessons Learned, The Journal of Urology, vol. 150, pp. 683-686 (Aug. 1993).

Delorme, Emmanuel, Trans-Obturator Sling: A Minimal Invasive Procedure to Treat Female Stress Urinary Incontinence, Progres en Urologie, vol. 11, pp. 1306-1313 (2001) English Abstract attached.

Falconer, C. et al., Influence of Different Sling Materials of Connective Tissue Metabolism in Stress Urinary Incontinent Women, International Urogynecology Journal, Supp. 2, pp. S19-S23 (2001).

Gynecare TVT Tension-Free Support for Incontinence, The tension-free solution to female Incontinence, Gynecare Worldwide, 6 pages, (2002).

Handa, Victoria L. et al, Banked Human Fascia Lata for the Suburethral Sling Procedure: A Preliminary Report, Obstetrics & Gynecology, vol. 88 No. 6, 5 pages (Dec. 1996).

Horbach, Nicolle S., et al., Instruments and Methods, A Suburethral Sling Procedure with Polytetrafluoroethylene for the Treatment of Genuine Stress Incontinence in Patients with Low Urethral Closure Pressure, Obstetrics & Gynecology, vol. 71, No. 4, p. Intramesh L.I.F.T. Siliconized polyester, Cousin Biotech, 1 page (no date).

Intramesh® L.I.F.T.® Polypropylene Less Invasive Free Tape, Cousin Biotech, 2 pages (no date).

Kersey, J., The Gauze Hammock Sling Operation in the Treatment of Stress Incontinence, British Journal of Obstetrics and Gynaecology, vol. 90, pp. 945-949 (Oct. 1983).

Klutke, John M.D. et al, The promise of tension-free vaginal tape for female SUI, Contemporary Urology, 7 pages (Oct. 2000).

Korda, A. et al., Experience With Silastic Slings for Female Urinary Incontinence, Aust NZ J. Obstet Gynaecol, vol. 29, pp. 150-154 (May 1989).

Kovac, S. Robert, et al, Pubic Bone Suburethral Stabilization Sling: A Long Term Cure for SUI?, Contemporary OB/GYN, 10 pages (Feb. 1998).

Mitek Brochure, Therapy of Urinary Stress Incontinence in Women Using Mitek GIII Anchors, By Valenzio C. Mascio, MD.

Morgan, J. E., A Sling Operation, Using Marlex Polypropylene Mesh, for the Treatment of Recurrent Stress Incontinence, Am. J. Obst. & Gynecol, pp. 369-377 (Feb. 1970).

Nichols, David H., The Mersilene Mesh Gauze-Hammock for Severe Urinary Stress Incontinence, Obstetrics and Gynecology, vol. 41, pp. 88-93 (Jan. 1973).

Niknejad, Kathleen et al., Autologous and Synthetic Urethral Slings for Female Incontinence, Urol Clin N Am, vol. 29, pp. 597-611 (2002).

Norris, Jeffrey P. et al., Use of Synthetic Material in Sling Surgery: A Minimally Invasive Approach, Journal of Endourology, vol. 10, pp. 227-230 (Jun. 1996).

(56)

References Cited

OTHER PUBLICATIONS

- O'Donnell, Pat, Combined RAZ Urethral Suspension and McGuire Pubovaginal Sling for Treatment of Complicated Stress Urinary Incontinence, *Journal Arkansas Medical Society*, vol. 88, pp. 389-392 (Jan. 1992).
- Ostergard, Donald R. et al., *Urogynecology and Urodynamics Theory and Practice*, pp. 569-579 (1996).
- Pelosi, Marco Antonio III et al., Pubic Bone Suburethral Stabilization Sling: Laparoscopic Assessment of a Transvaginal Operation for the Treatment of Stress Urinary Incontinence, *Journal of Laparoendoscopic & Advanced Surgical Techniques*, vol. 9, No. 1 pp. 45-50 (1999).
- Readjustable REMEEX® system, Neomedic International, 8 pages (no date).
- Ridley, John H., Appraisal of the Goebell-Frangenheim-Stoekel Sling Procedure, *American Journal Obst & Gynec.*, vol. 95, No. 5, pp. 741-721 (Jul. 1, 1986).
- SABRE™ Bioabsorbable Sling, Generation Now, Mentor, 4 pages (May 2002).
- SABRE™ Surgical Procedure, Mentor, 6 pages (Aug. 2002).
- Sloan W. R. et al., Stress Incontinence of Urine: A Retrospective Study of the Complications and Late Results of Simple Suprapubic Suburethral Fascial Slings, *The Journal of Urology*, vol. 110, pp. 533-536 (Nov. 1973).
- Spencer, Julia R. et al., A Comparison of Endoscopic Suspension of the Vesical Neck With Suprapubic Vesicourethropexy for Treatment of Stress Urinary Incontinence, *The Journal of Urology*, vol. 137, pp. 411-415 (Mar. 1987).
- Stamey, Thomas A., M.D., Endoscopic Suspension of the Vesical Neck for Urinary Incontinence in Females, *Ann. Surgery*, vol. 192 No. 4, pp.465-471 (Oct. 1980).
- Stanton, Stuart L., Suprapubic Approaches for Stress Incontinence in Women, *Journal of American Geriatrics Society*, vol. 38, No. 3, pp. 348-351 (Mar. 1990).
- Stanton, Stuart, Springer-Veglag, *Surgery of Female Incontinence*, pp. 105-113 (1986).
- Studdiford, William E., Transplantation of Abdominal Fascia for the Relief of Urinary Stress Incontinence, *American Journal of Obstetrics and Gynecology*, pp. 764-775 (1944).
- Suport™, Sub-Urethral Perineal Retro-Pubic Tensionless Sling, Matrix Medical (Pty) Ltd, (no date), 1 pg.
- T-Sling® (Totally Tension-free) Urinary Incontinence Procedure, Herniamesh, 2 pages (no date).
- TVT Tension-free Vaginal Tape, Gynecare, Ethicon, Inc., 6 pages (1999).
- Ulmsten, U. et al., An Ambulatory Surgical Procedure Under Local Anesthesia for Treatment of Female Urinary Incontinence, *International Urogynecology Journal*, vol. 7, pp. 81-86 (May 1996).
- Ulmsten, Ulf et al., A Three Year Follow Up of Tension Free Vaginal Tape for Surgical Treatment of Female Stress Urinary Incontinence, *British Journal of Obstetrics and Gynaecology*, vol. 106, pp. 345-350 (1999).
- Ulmsten, Ulf et al., Intravaginal Slingplasty (IVS): An Ambulatory Surgical Procedure for Treatment of Female Urinary Incontinence, *Scand J Urol Nephrol*, vol. 29, pp. 75-82 (1995).
- Vesica® Percutaneous Bladder Neck Stabilization Kit, A New Approach to Bladder Neck Suspension, Microvasive® Boston Scientific Corporation, 4 pages (1995).
- Vesica® Sling Kits, Simplifying Sling Procedures, Microvasive® Boston Scientific Corporation, 4 pages (1998).
- Walters, Mark D., Percutaneous Suburethral Slings: State of the Art, Presented at the conference of the American Urogynecologic Society, Chicago, 29 pages (Oct. 2001).
- Drutz, H.P. et al., Clinical and Urodynamic Re-Evaluation of Combined Abdominovaginal Marlex Sling Operations for Recurrent Stress Urinary Incontinence, *International Urogynecology Journal*, vol. 1, pp. 70-73 (1990).
- Horbach, Nicollette, Suburethral Sling Procedures, *Genuine Stress Incontinence*, Chapter 42, pp. 569-579.
- Precision Twist, Low Profile design for Precise Anchor Placement, Boston Scientific Microvasive, 2001 2 pp.
- Vesica Sling Kit, Microvasive Boston Scientific, 1997, 6pp.
- Precision Tack, The Precise Approach to Transvaginal Sling Procedures, Boston Scientific, 1998, 4pp.

* cited by examiner

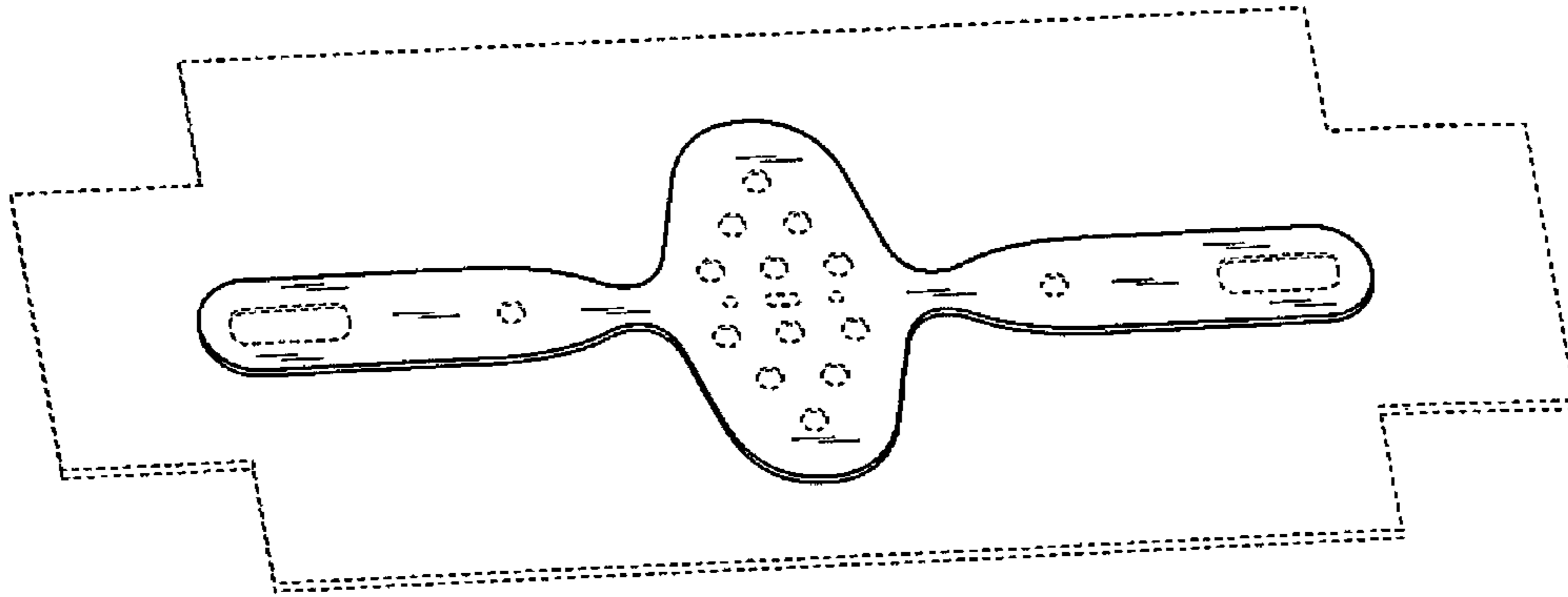


Fig. 1

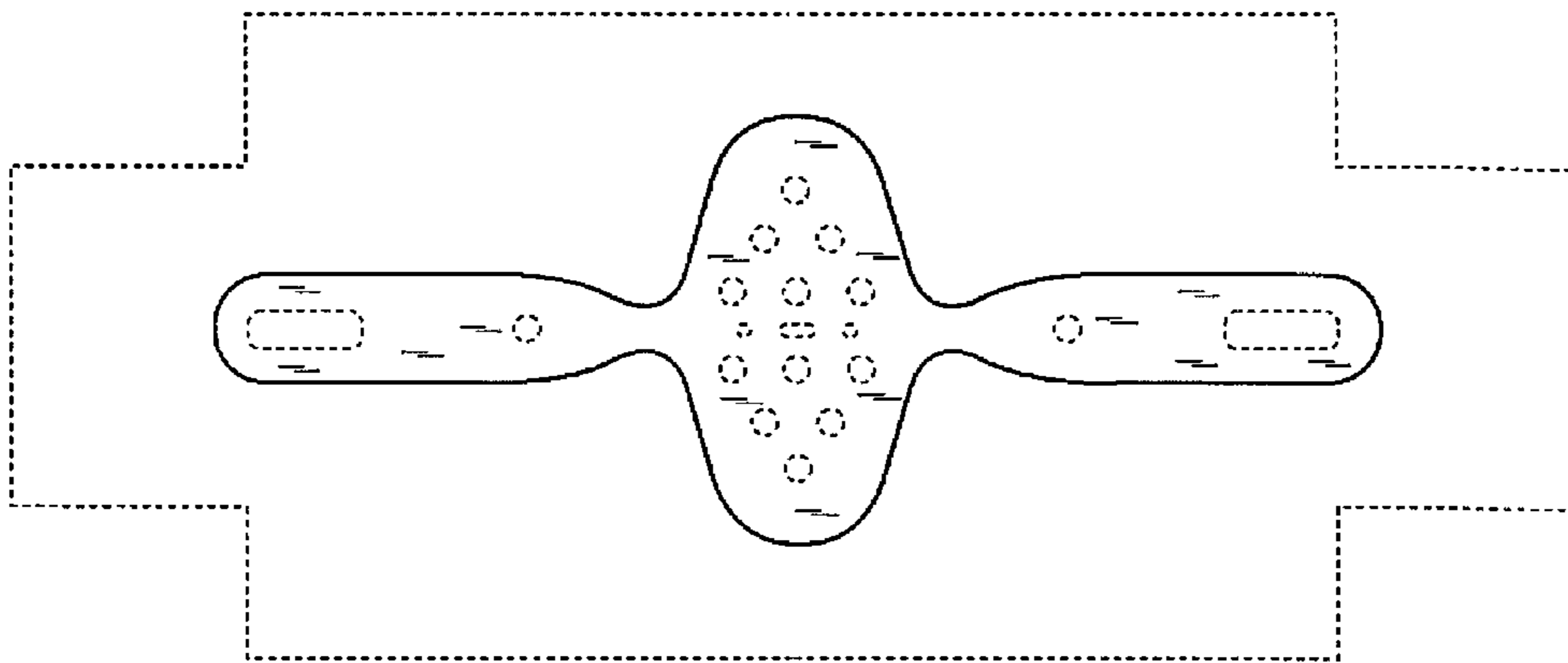


Fig. 2



Fig. 3

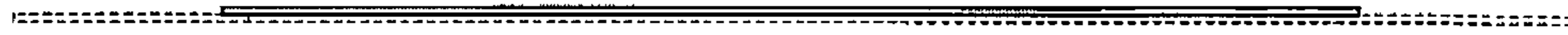


Fig. 4



Fig. 5