

US00D721158S

(12) **United States Design Patent**
Gregory

(10) **Patent No.:** **US D721,158 S**
(45) **Date of Patent:** **** Jan. 13, 2015**

(54) **FISHING LURE**

(71) Applicant: **Dennis M. Gregory**, Jonesboro, AR
(US)

(72) Inventor: **Dennis M. Gregory**, Jonesboro, AR
(US)

(**) Term: **14 Years**

(21) Appl. No.: **29/490,890**

(22) Filed: **May 15, 2014**

(51) **LOC (10) Cl.** **22-05**

(52) **U.S. Cl.**
USPC **D22/126**

(58) **Field of Classification Search**
CPC A01K 85/00; A01K 85/10; A01K 85/12;
A01K 85/14
USPC D22/126-133; 43/42.29, 42.3, 42.28,
43/42.37, 42.39, 42.23, 42.24, 42.06,
43/42.38, 42.19, 44.6, 41, 42.09, 42.47
See application file for complete search history.

(56) **References Cited**

U.S. PATENT DOCUMENTS

D218,822 S * 9/1970 Pope D22/126
4,202,127 A * 5/1980 Marek 43/42.31

D310,705 S * 9/1990 Skripko D22/133
D500,831 S * 1/2005 Warburton et al. D22/126
D513,780 S * 1/2006 Jakeman et al. D22/126
8,789,307 B1 * 7/2014 Talbot et al. 43/42.09

* cited by examiner

Primary Examiner — Catheri Oliver-Garcia
(74) *Attorney, Agent, or Firm* — Stephen D. Schrantz;
Schrantz Law Firm, PLLC

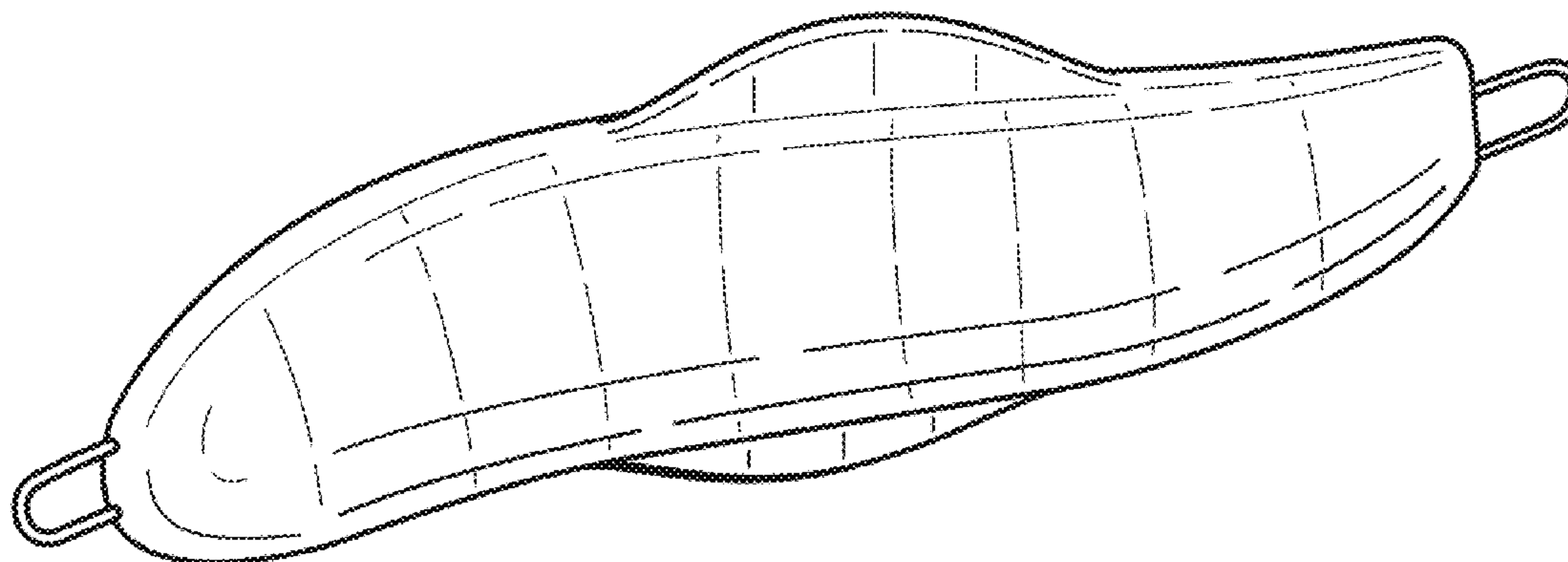
(57) **CLAIM**

The ornamental design for a fishing lure, as shown and described.

DESCRIPTION

FIG. 1 is a front perspective view showing my new design;
FIG. 2 is a top view thereof;
FIG. 3 is a front view thereof;
FIG. 4 is a left side view thereof;
FIG. 5 is a right side view thereof;
FIG. 6 is a bottom view thereof;
FIG. 7 is a rear view thereof; and,
FIG. 8 is a front view thereof.
Portions shown in broken line are for illustrative purposes only and form no part of the claimed design.

1 Claim, 2 Drawing Sheets



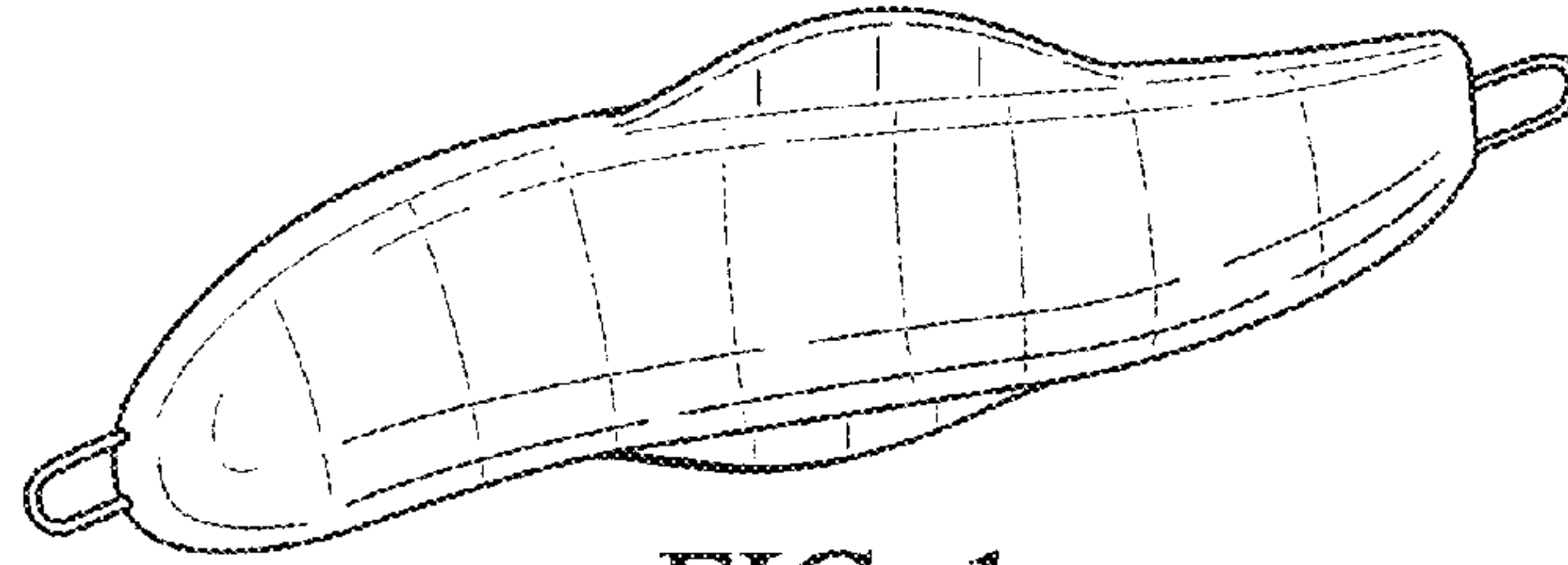


FIG. 1




FIG. 2

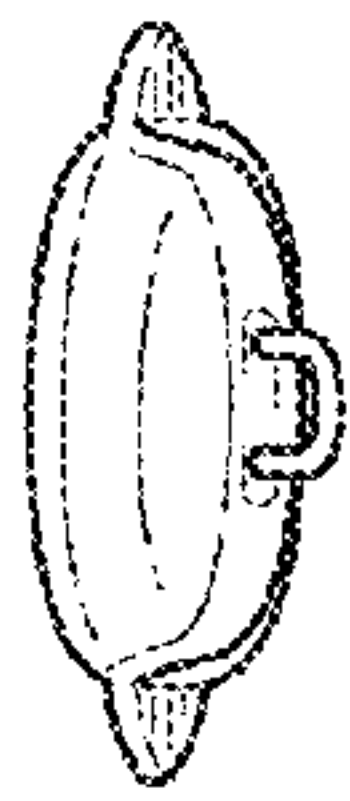


FIG. 4

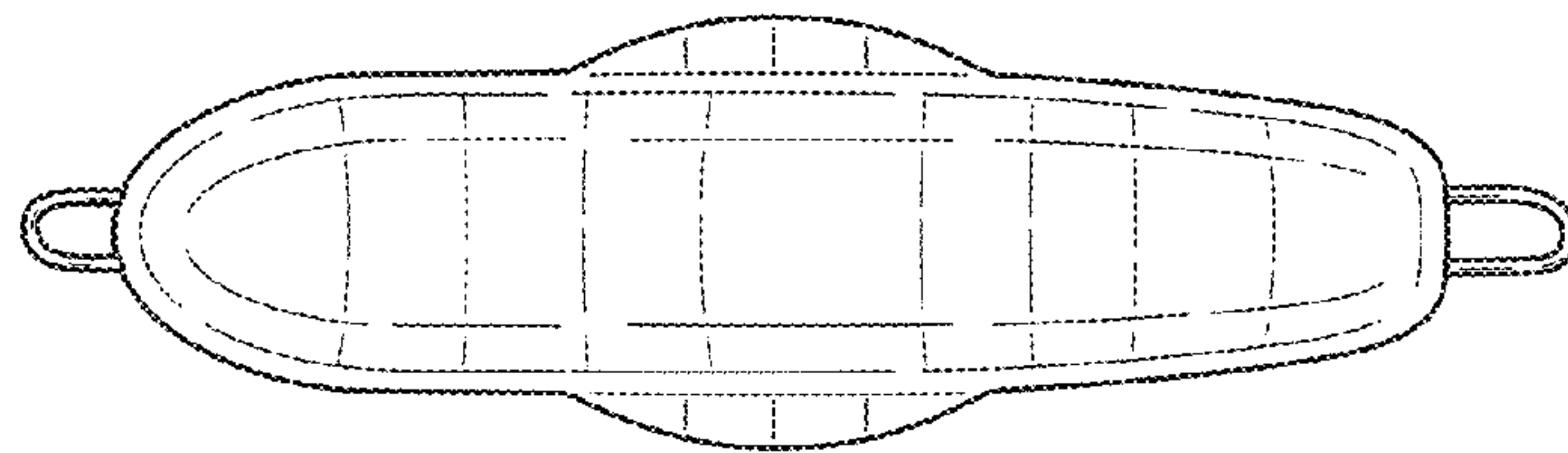


FIG. 3



FIG. 5




FIG. 6

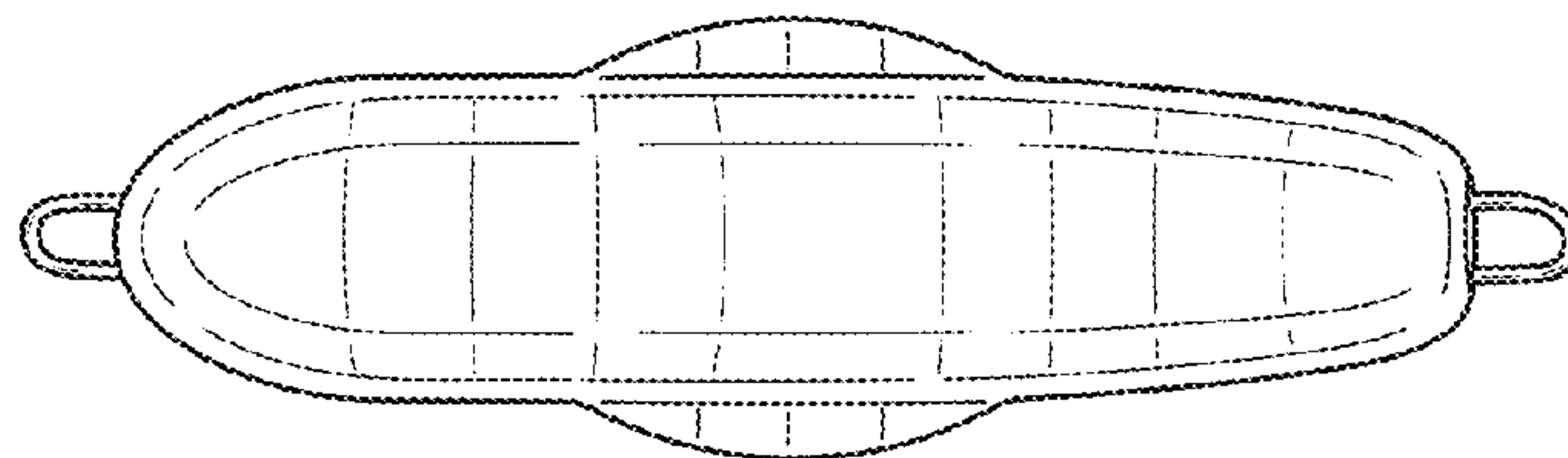


FIG. 7

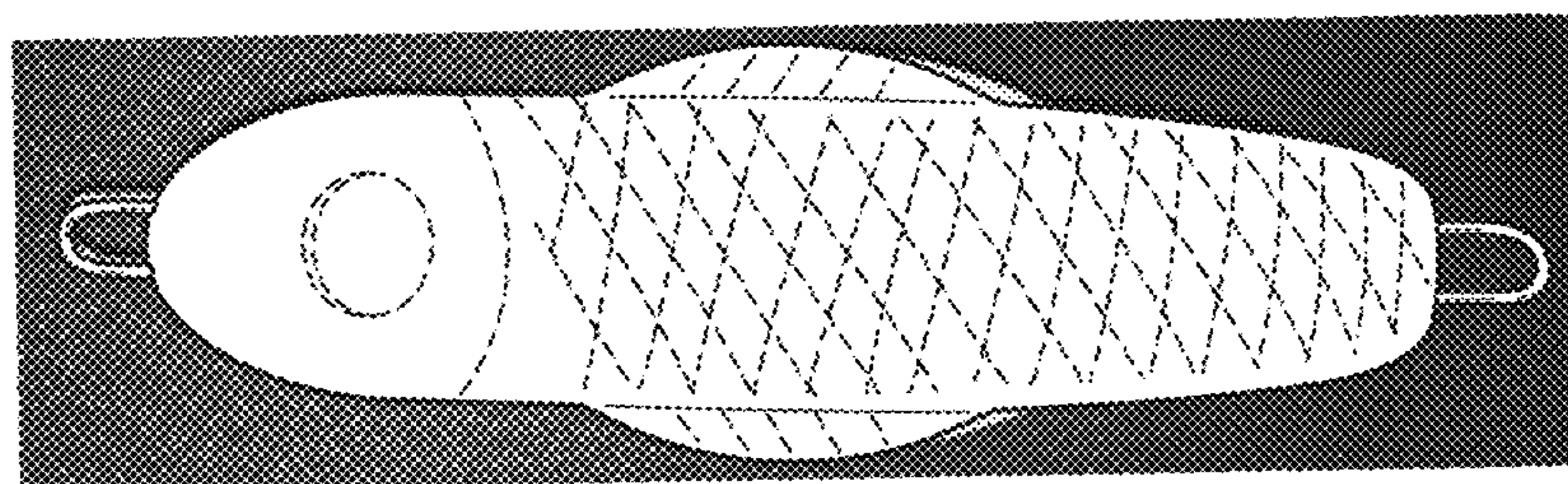


FIG. 8