



US00D721148S

(12) **United States Design Patent**  
**Durante et al.**

(10) **Patent No.:** **US D721,148 S**  
(45) **Date of Patent:** **\*\* Jan. 13, 2015**

(54) **FIN PLUG ASSEMBLY FOR A SURFCRAFT**

(71) Applicant: **Fin Control Systems Pty. Limited,**  
Mona Vale (AU)

(72) Inventors: **Michael Durante,** Mona Vale (AU);  
**Gregory Scott,** Mona Vale (AU)

(73) Assignee: **Fin Control Systems Pty. Limited,**  
Mona Vale (AU)

(\*\*) Term: **14 Years**

(21) Appl. No.: **29/454,746**

(22) Filed: **May 14, 2013**

(30) **Foreign Application Priority Data**

Nov. 14, 2012 (AU) ..... 201215674

(51) **LOC (10) Cl.** ..... **21-02**

(52) **U.S. Cl.**  
USPC ..... **D21/771**

(58) **Field of Classification Search**  
USPC ..... D21/684-685, 760-761, 765-766,  
D21/768-777, 778; 114/253, 345-346;  
441/74-75; 472/128-129; D12/5, 6,  
D12/316; 280/601, 609, 637, 11.36  
See application file for complete search history.

(56) **References Cited**

**U.S. PATENT DOCUMENTS**

6,793,548 B2 \* 9/2004 Jolly et al. .... 441/79  
7,025,645 B1 \* 4/2006 Hsieh ..... 441/79  
7,285,031 B2 \* 10/2007 Mair et al. .... 441/79

D621,464 S \* 8/2010 Durante et al. .... D21/771  
D635,630 S \* 4/2011 Durante ..... D21/771  
D660,393 S \* 5/2012 Bradley et al. .... D21/771  
D663,000 S \* 7/2012 Trotter ..... D21/771  
2002/0155769 A1 \* 10/2002 Herbert et al. .... 441/79

\* cited by examiner

*Primary Examiner* — Zenia Bennett

(74) *Attorney, Agent, or Firm* — Nutter McClennen & Fish  
LLP; John J. Penny, Jr.

(57) **CLAIM**

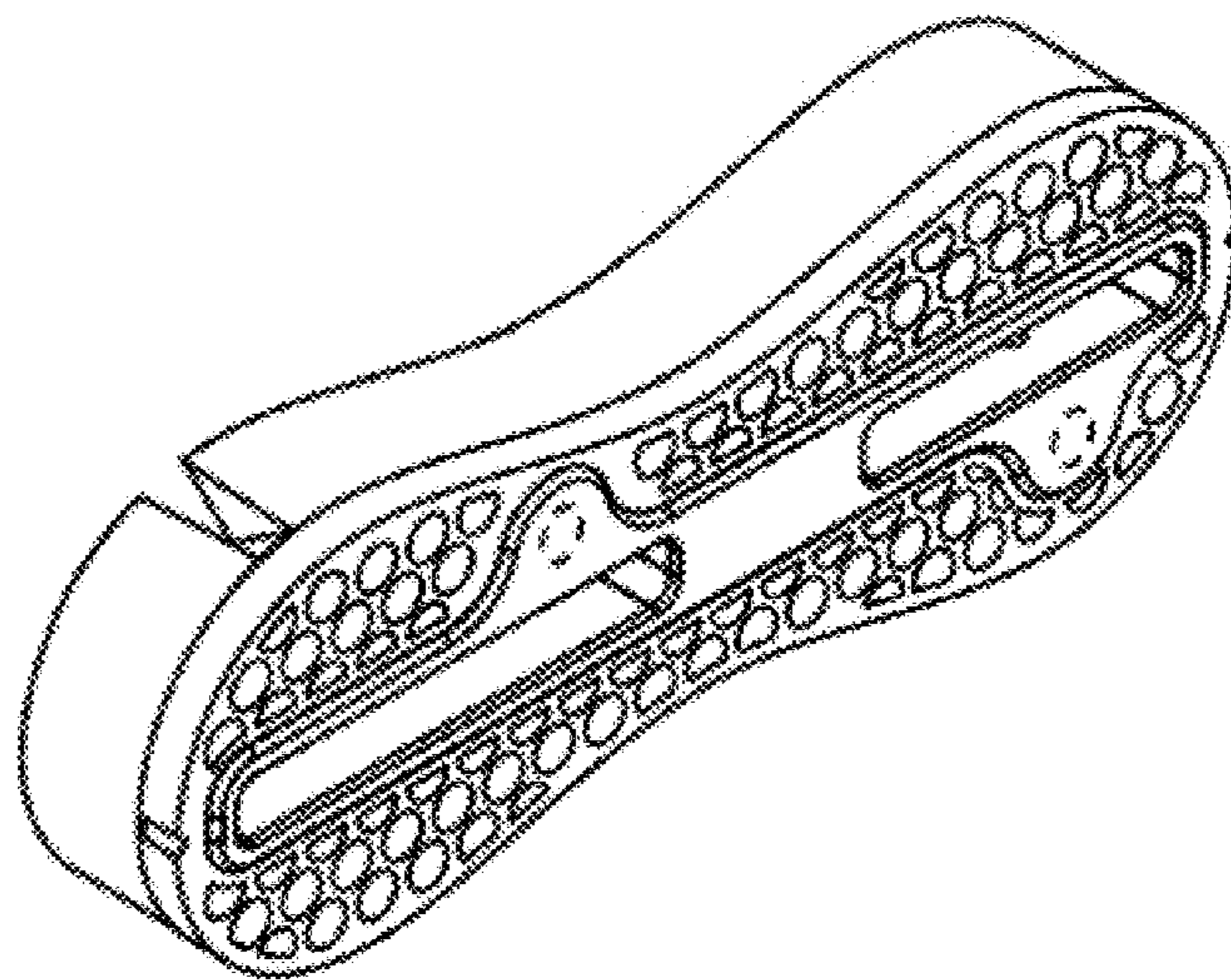
The ornamental design for a fin plug assembly for a surfcraft,  
as shown and described.

**DESCRIPTION**

FIG. 1 is a top perspective view of the fin plug assembly for a  
surfcraft of the present invention;  
FIG. 2 is a plan view of the fin plug assembly for a surfcraft of  
the present invention; and  
FIG. 3 is a bottom perspective view of the fin plug assembly  
for a surfcraft of the present invention;  
FIG. 4 is a bottom view of the fin plug assembly for a surfcraft  
of the present invention;  
FIG. 5 is a side view (right) of the fin plug assembly for a  
surfcraft of the present invention;  
FIG. 6 is an end view (rear) of the fin plug assembly for a  
surfcraft of the present invention;  
FIG. 7 is an end view (front) of the fin plug assembly for a  
surfcraft of the present invention; and,  
FIG. 8 is a side view (left) of the fin plug assembly for a  
surfcraft of the present invention.

The broken lines in the drawings are for illustrative purposes  
only and do not form part of the claimed design.

**1 Claim, 3 Drawing Sheets**



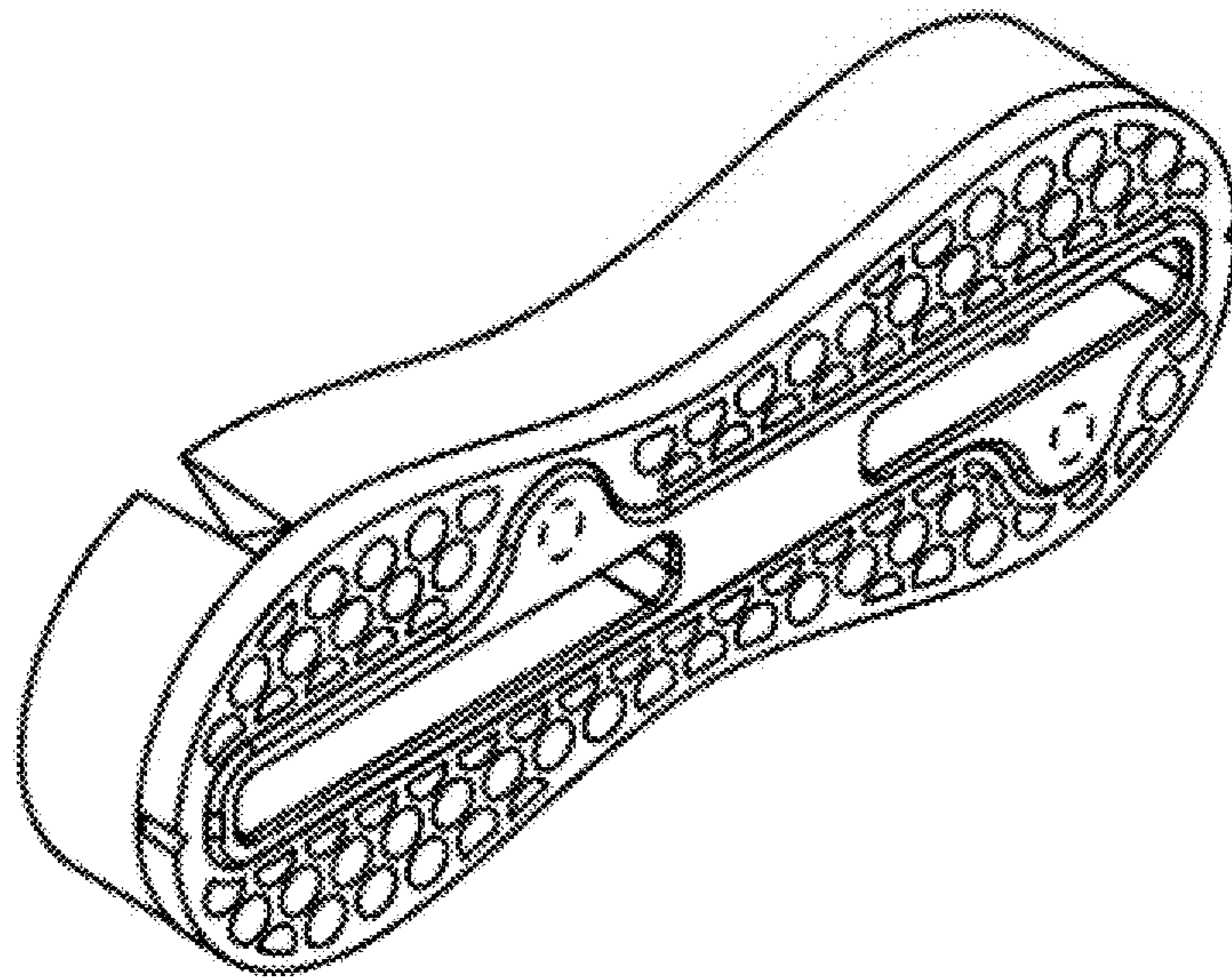


FIG. 1

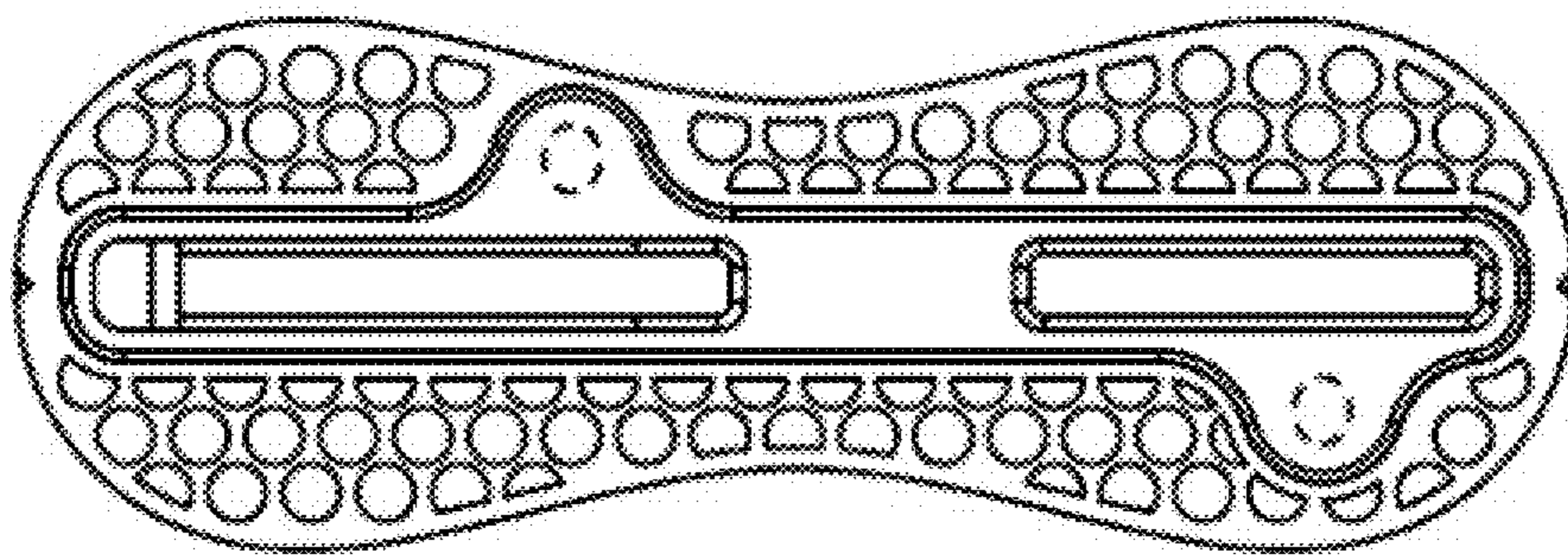


FIG. 2

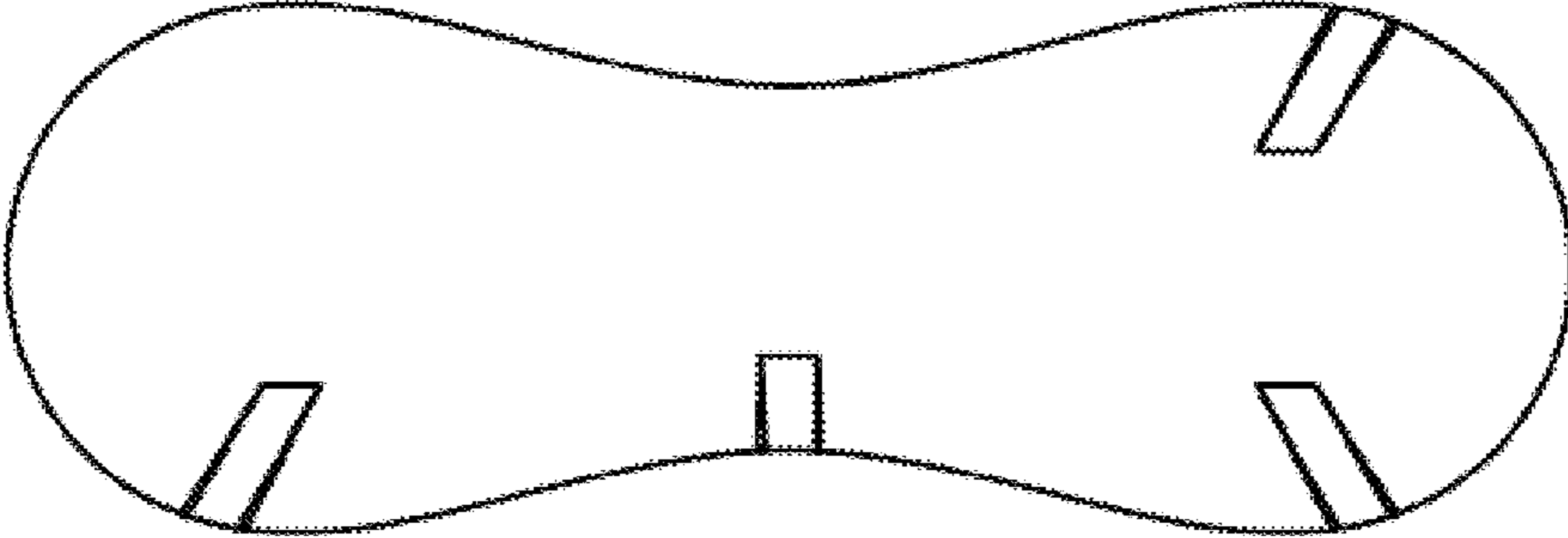


FIG. 3

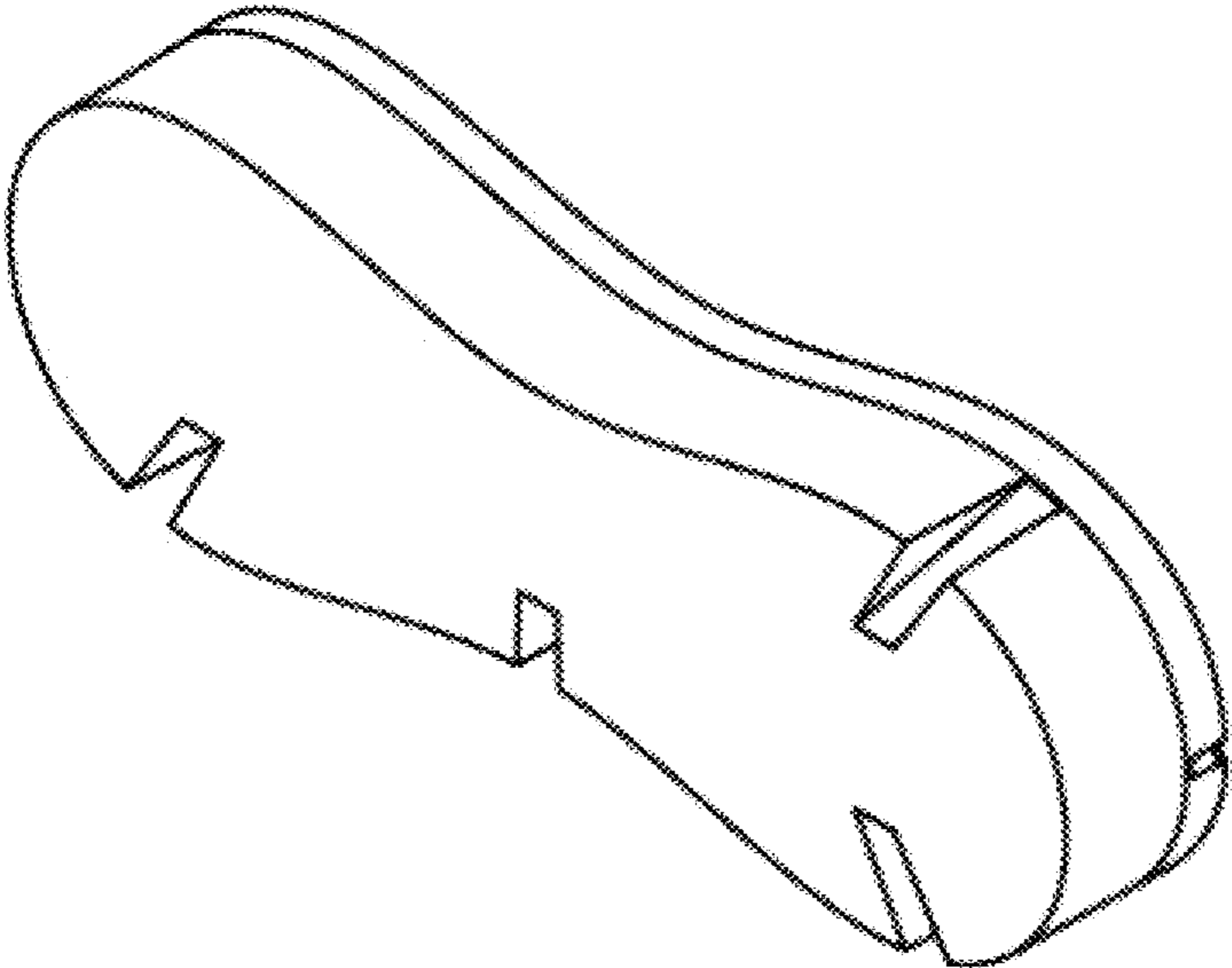


FIG. 4






FIG. 5

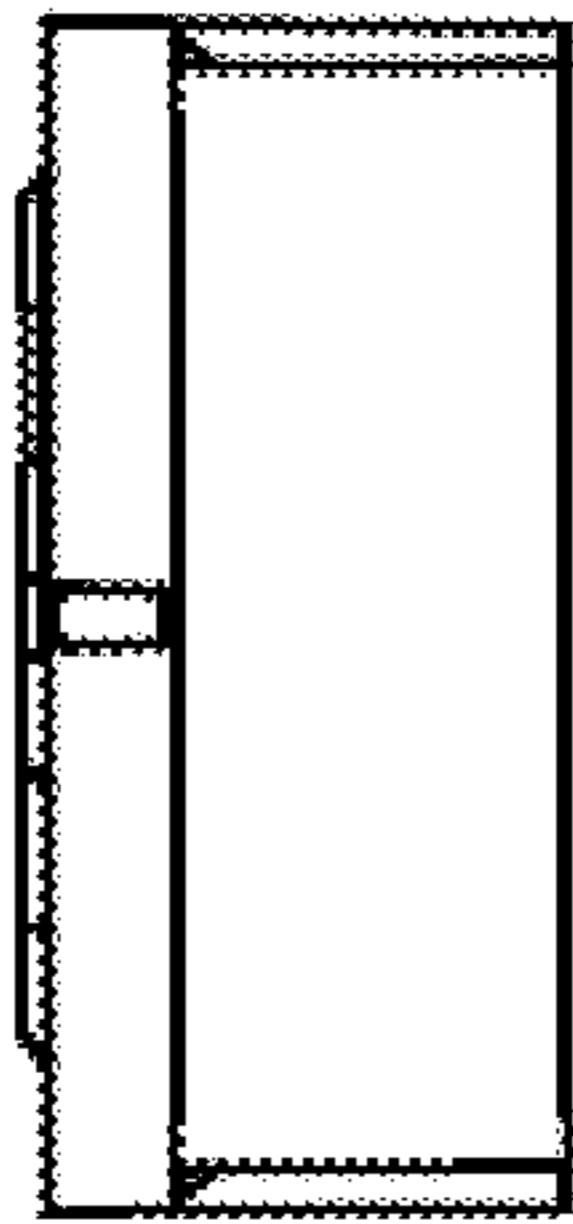


FIG. 6

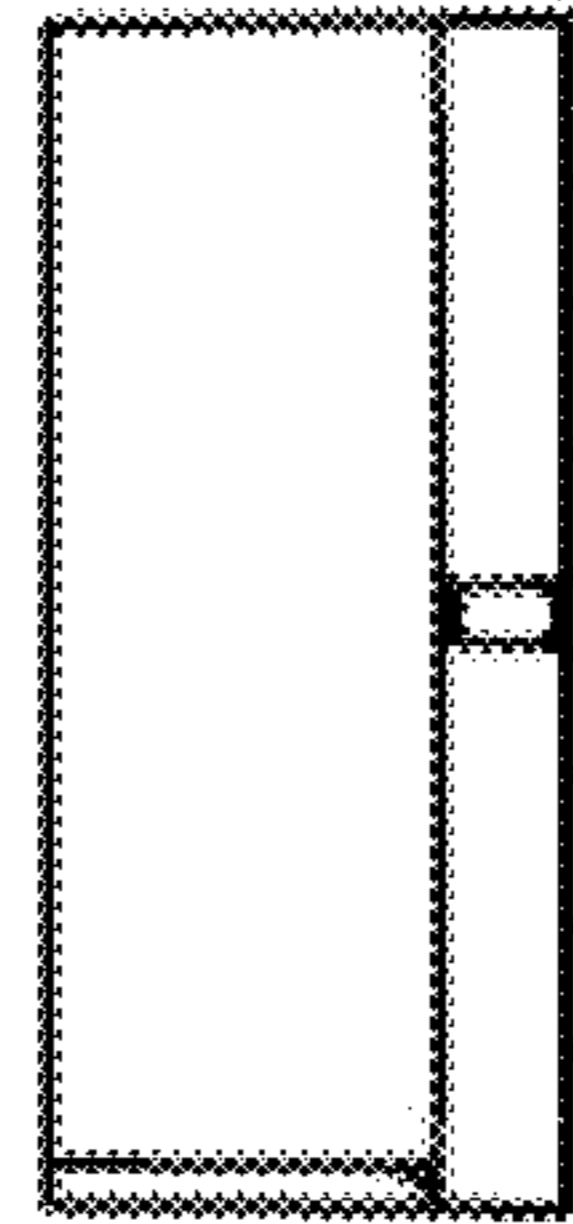


FIG. 7

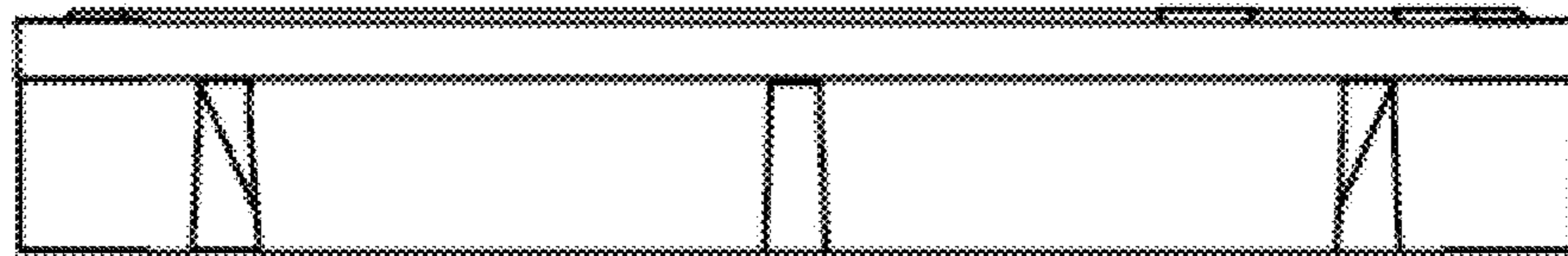


FIG. 8