

US00D721145S

(12) **United States Design Patent**
Terrance et al.

(10) **Patent No.:** **US D721,145 S**
(45) **Date of Patent:** **** Jan. 13, 2015**

(54) **LACROSSE HEAD**
(71) Applicant: **Traditional Lacrosse, TLax,**
Akwekasne, NY (US)
(72) Inventors: **Carey Thomas Terrance,** Hogansburg,
NY (US); **Colin Andrew Roy Hall,**
Akwekasne (CA); **Evan Gilbert Cree,**
Hogansburg, NY (US)

2,039,138 A *	4/1936	Auer	473/513
3,473,806 A *	10/1969	Patterson	473/513
3,591,178 A *	7/1971	Milligan et al.	473/513
D350,174 S *	8/1994	Tucker et al.	D21/724
7,214,150 B2 *	5/2007	Filice et al.	473/513
D645,530 S	9/2011	Morrow et al.	
D670,347 S	11/2012	Goudy et al.	
D677,352 S	3/2013	Lamson et al.	
D678,438 S	3/2013	Schmidt	
D678,439 S	3/2013	Schmidt	

* cited by examiner

(73) Assignee: **Traditional Lacrosse, TLax,**
Akwekasne, NY (US)

Primary Examiner — Mitchell Siegel

(74) *Attorney, Agent, or Firm* — Hiscock & Barclay LLP

(**) Term: **14 Years**

(57) **CLAIM**

The ornamental design for a lacrosse head, as shown and described.

(21) Appl. No.: **29/470,763**

DESCRIPTION

(22) Filed: **Oct. 24, 2013**

(51) **LOC (10) Cl.** **21-02**

(52) **U.S. Cl.**
USPC **D21/724**

(58) **Field of Classification Search**
USPC D21/724; 473/505–515
See application file for complete search history.

FIG. 1 is a perspective view from above illustrating the right side view of an exemplary embodiment of the lacrosse head; FIG. 2 is a top view of the lacrosse head of FIG. 1; FIG. 3 is a bottom view of the lacrosse head of FIG. 1; FIG. 4 is a right side view of the lacrosse head of FIG. 1; FIG. 5 is a left side view of the lacrosse head of FIG. 1; FIG. 6 is a front view of the lacrosse head of FIG. 1; and, FIG. 7 is a back view the lacrosse head of FIG. 1.

Where applicable, elements are shown in broken lines herein for illustrative purposes only, and form no part of the claimed design.

(56) **References Cited**

U.S. PATENT DOCUMENTS

891,813 A *	6/1908	Ceal	473/513
2,029,790 A *	2/1936	Philipp	473/513

1 Claim, 6 Drawing Sheets

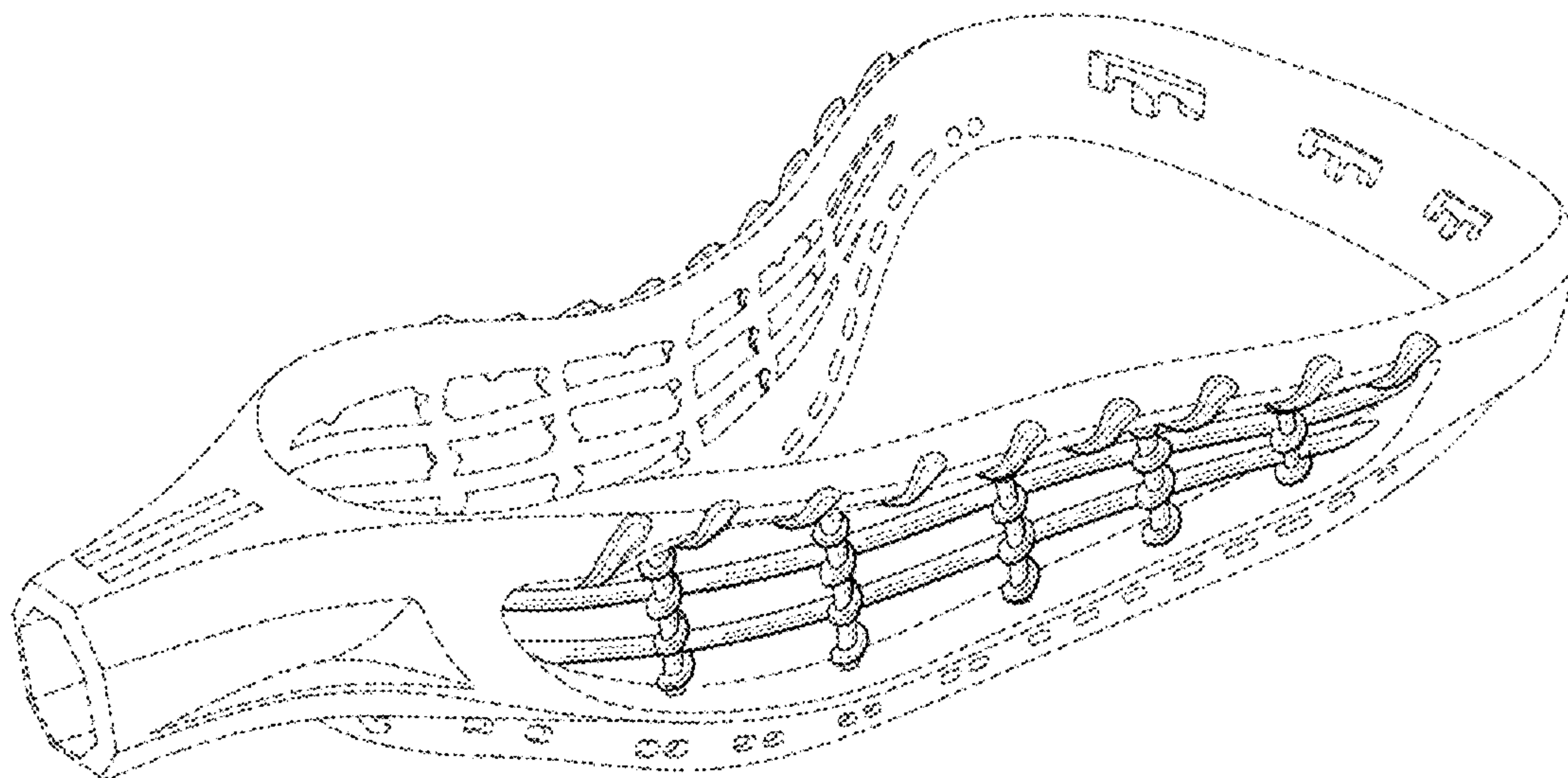


FIG. 1

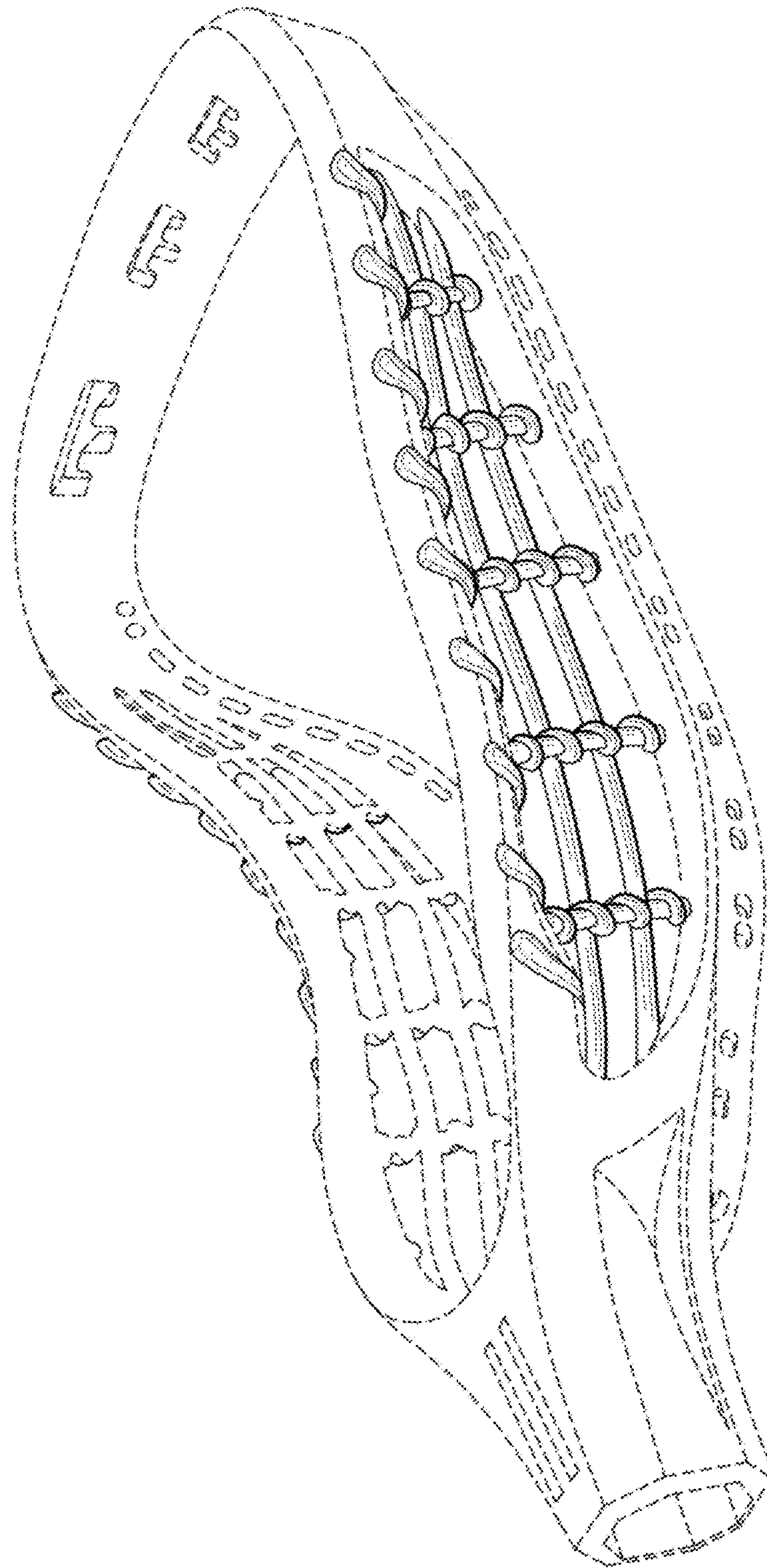
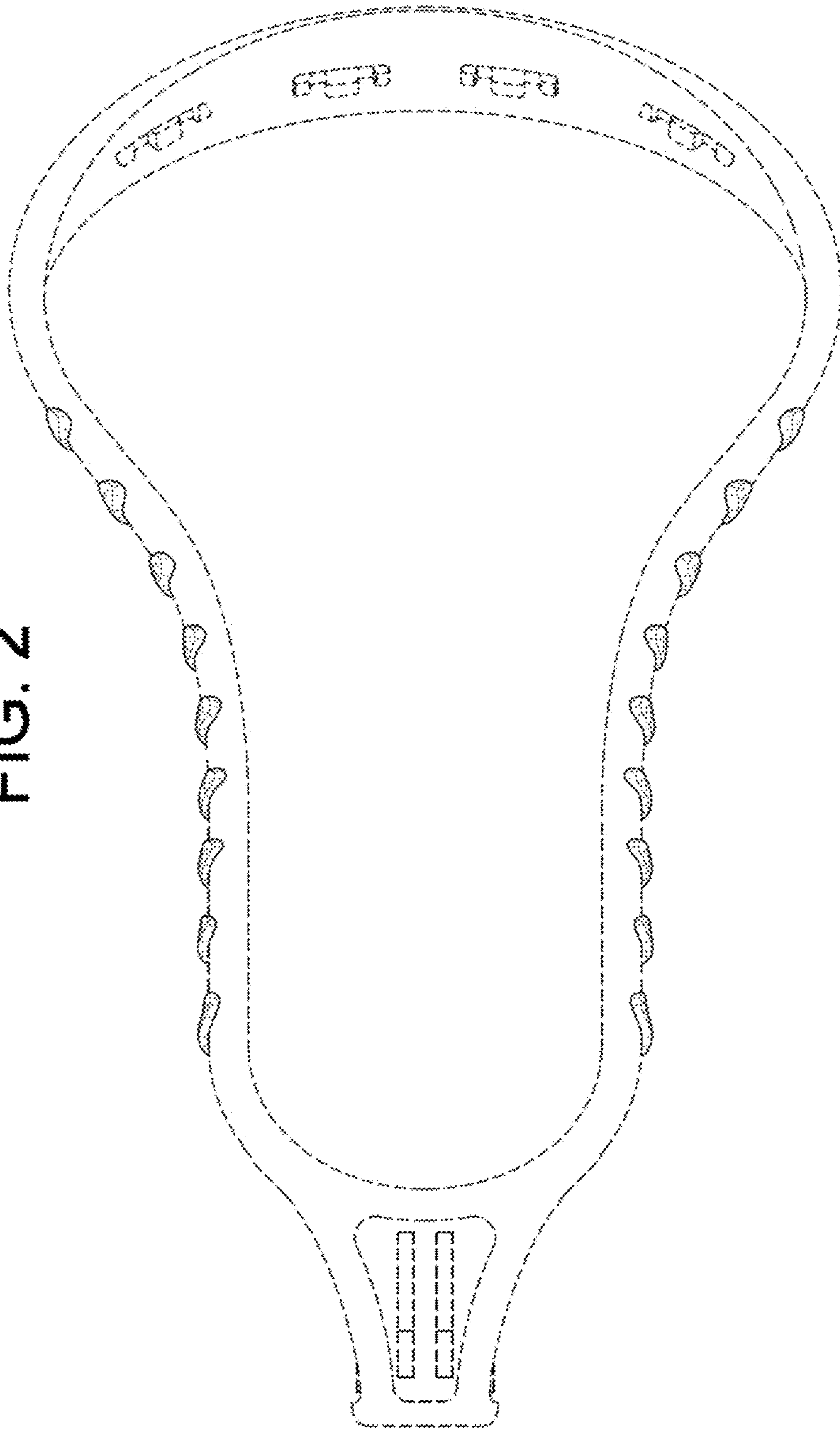


FIG. 2



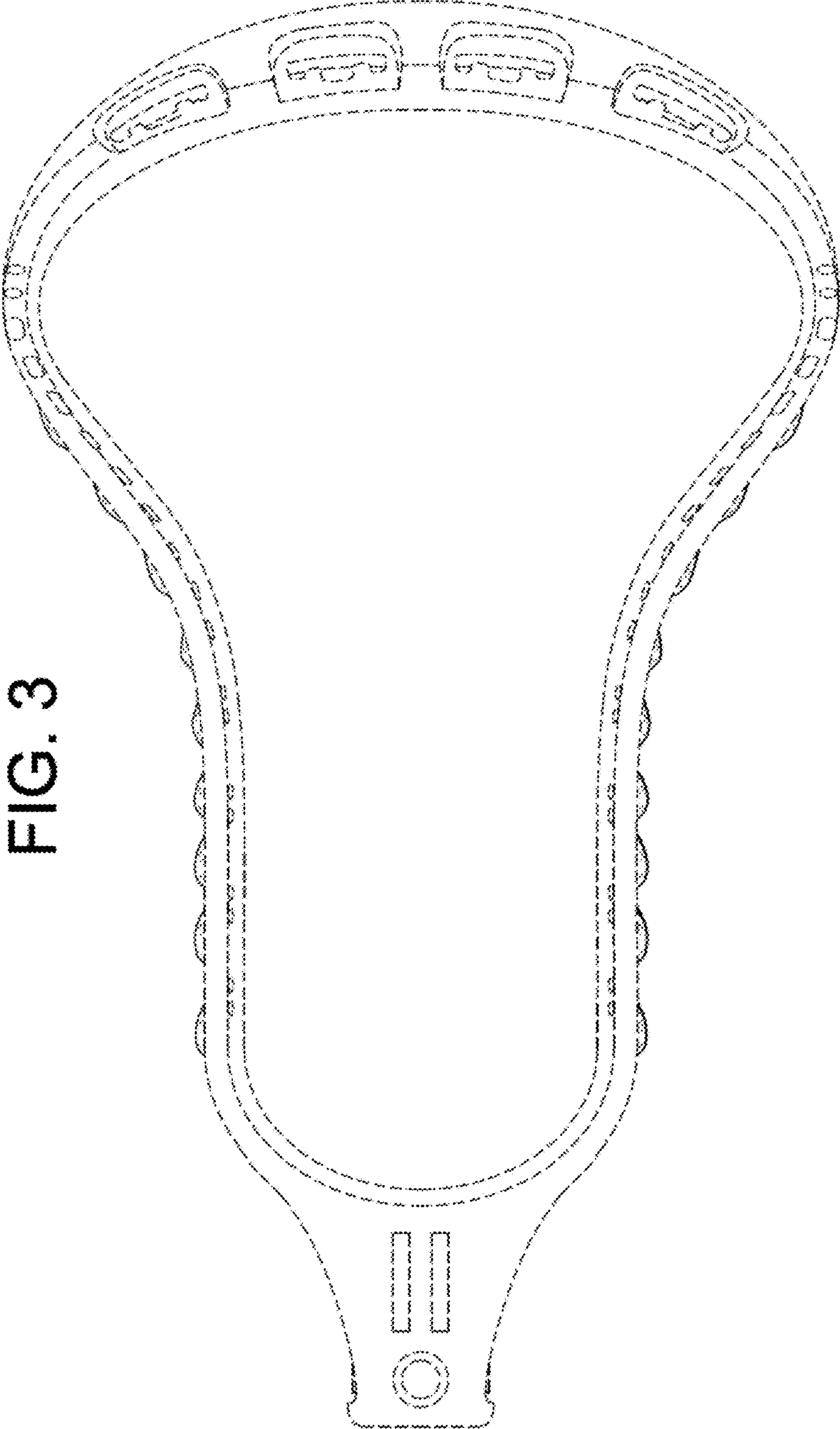


FIG. 3

FIG. 4

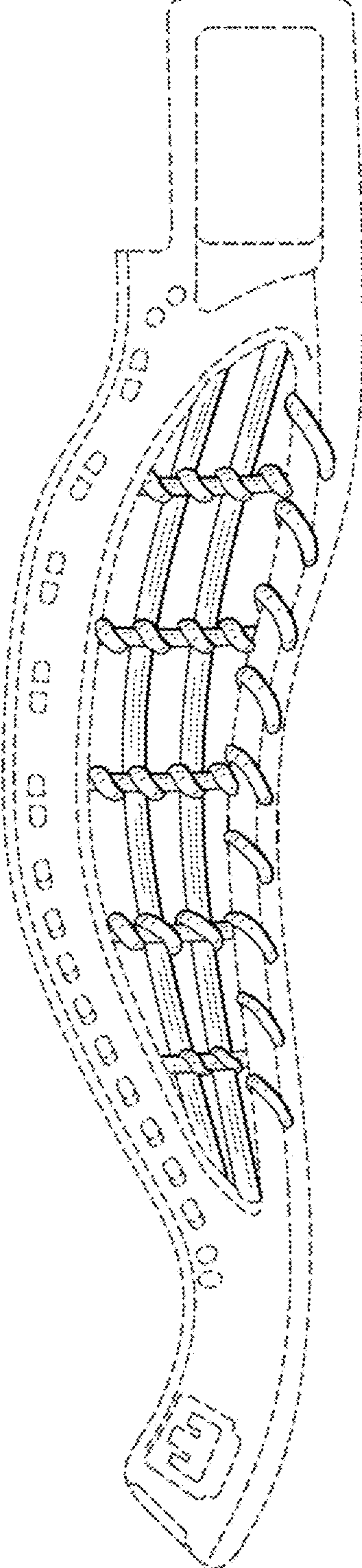


FIG. 5

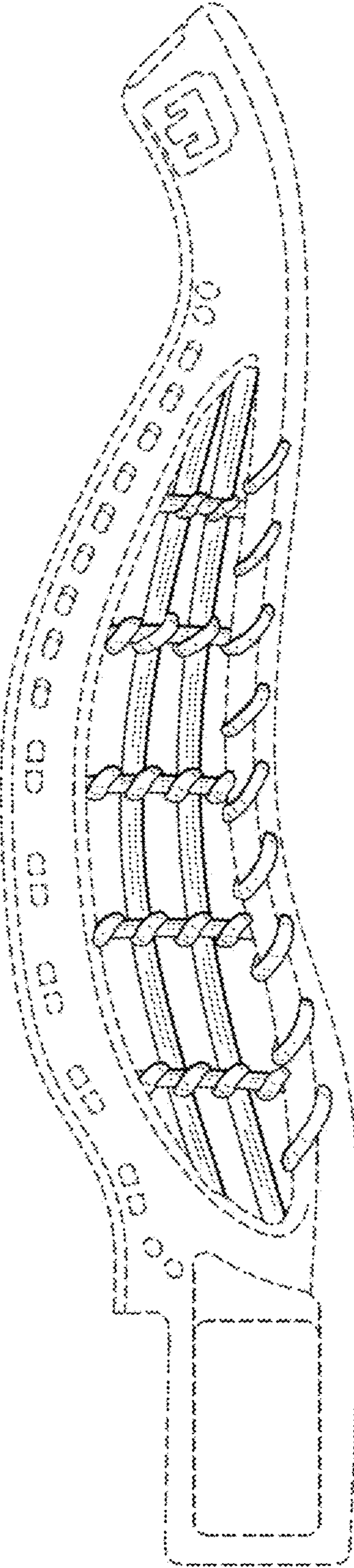


FIG. 6

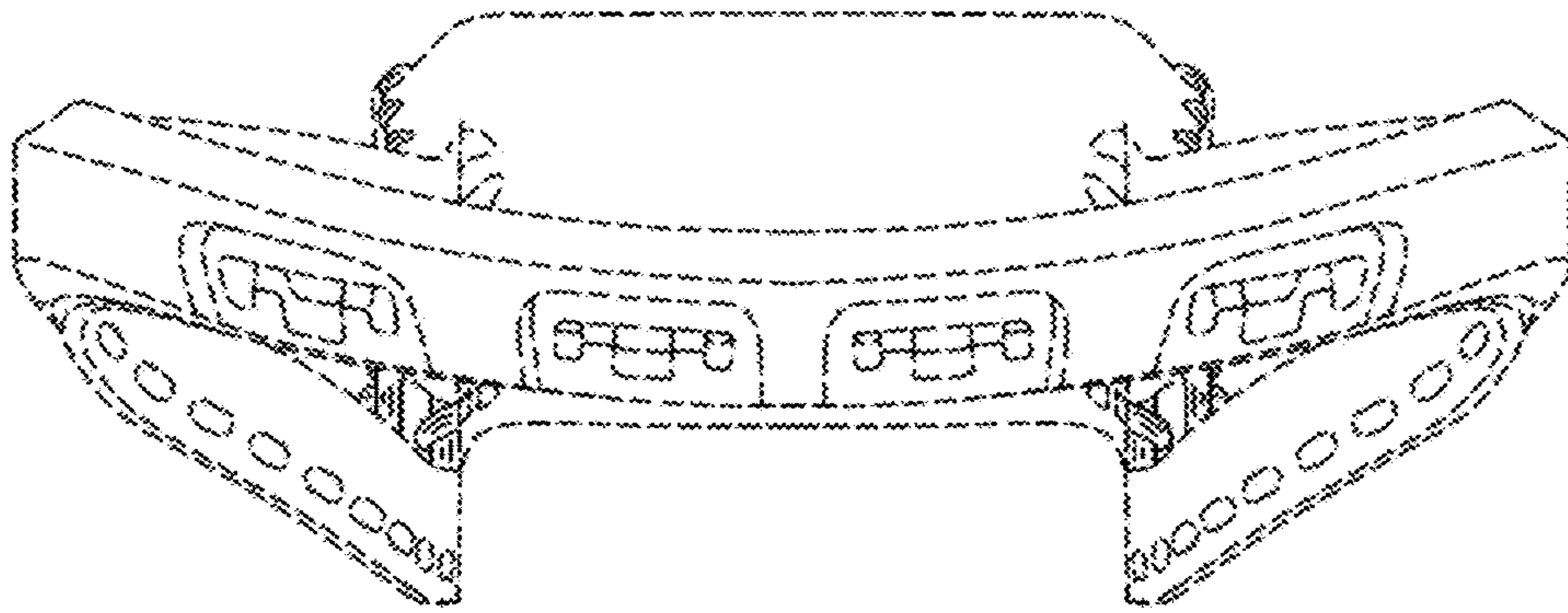


FIG. 7

