



US00D721104S

(12) **United States Design Patent**
Dehnke et al.

(10) **Patent No.:** **US D721,104 S**
(45) **Date of Patent:** **** Jan. 13, 2015**

(54) **SCRAPER SPILL GUARD**
(71) Applicant: **Deere & Company**, Moline, IL (US)
(72) Inventors: **Jason R Dehnke**, Thibodaux, LA (US);
Brian A Rodrigue, Thibodaux, LA
(US); **Mathew J Zeringue**, Thibodaux,
LA (US); **Chad M Webre**, Thibodaux,
LA (US); **Charles M Verdin**,
Thibodaux, LA (US)

(73) Assignee: **Deere & Company**, Moline, IL (US)

(**) Term: **14 Years**

(21) Appl. No.: **29/482,177**

(22) Filed: **Feb. 14, 2014**

(51) **LOC (10) Cl.** **15-03**

(52) **U.S. Cl.**
USPC **D15/28**

(58) **Field of Classification Search**
USPC D15/10, 27, 28; 172/199, 684.5;
37/411, 381, 417, 418, 419, 425, 426,
37/428

See application file for complete search history.

(56) **References Cited**

U.S. PATENT DOCUMENTS

3,110,972	A *	11/1963	Waite	37/412
D200,866	S *	4/1965	Coss	D15/27
D248,302	S *	6/1978	Zoller	D15/32
D279,192	S *	6/1985	Marler	D15/13
D284,382	S *	6/1986	Black et al.	D15/28
D357,483	S *	4/1995	Ramsey et al.	D15/32
6,032,389	A *	3/2000	Perry et al.	37/431

6,347,670	B1 *	2/2002	Miskin	172/199
6,910,289	B2 *	6/2005	Moyna et al.	37/381
7,117,953	B2 *	10/2006	Moyna	172/272
7,356,949	B2 *	4/2008	Moyna et al.	37/381
7,367,408	B2 *	5/2008	Moyna	172/777
7,640,996	B2 *	1/2010	Moyna	172/799.5
7,647,984	B2 *	1/2010	Moyna	172/799.5
7,673,700	B2 *	3/2010	Moyna	172/799.5
D626,972	S *	11/2010	Hoover et al.	D15/27
D643,052	S *	8/2011	Hagele et al.	D15/33
D648,357	S *	11/2011	Hagele et al.	D15/33
2004/0188115	A1 *	9/2004	Moyna et al.	172/779
2006/0123674	A1 *	6/2006	Moyna et al.	37/411

* cited by examiner

Primary Examiner — Mark Goodwin

(57) **CLAIM**

The ornamental design for a scraper spill guard, as shown and described.

DESCRIPTION

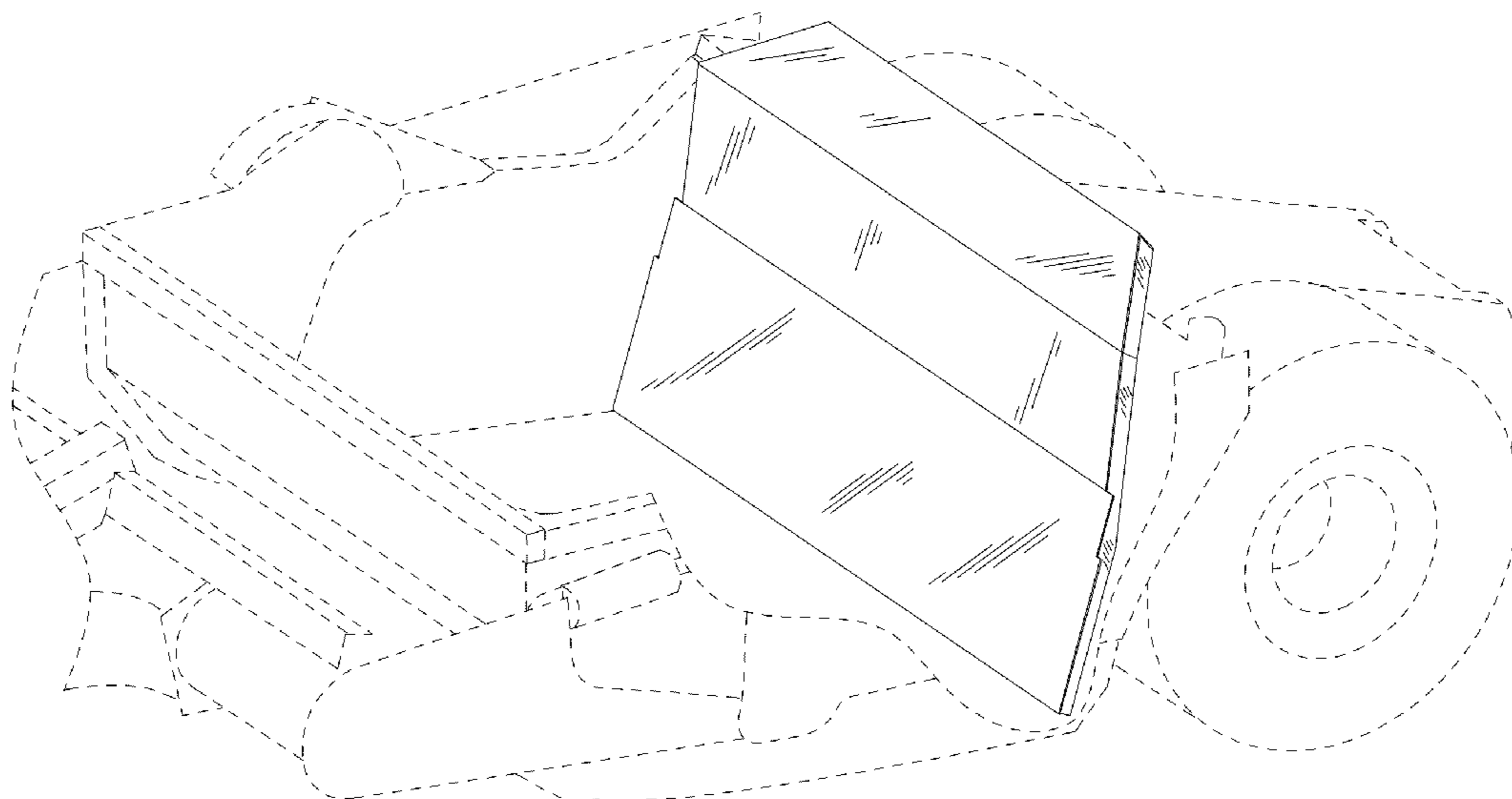
FIG. 1 is a side view of a scraper spill guard of the present invention.

FIG. 2 is a perspective view of the scraper spill guard of FIG. 1 with partially sectioned environment; and,

FIG. 3 is a top view of the scraper spill guard of FIG. 1 with partially sectioned environment.

The ornamental design which is claimed is shown in solid lines in the drawings. The portions of the design shown in broken lines are included for the purpose of illustrating environment and form no part of the claimed design. The portions of the design shown in broken lines having unequal segments illustrate the boundary of the claimed design and form no part of the claimed design.

1 Claim, 3 Drawing Sheets



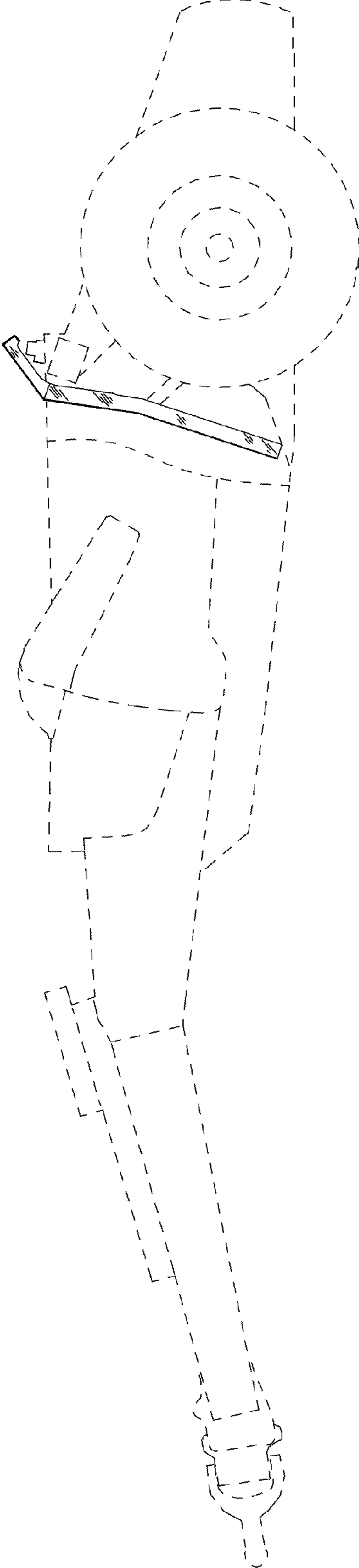


FIG. 1

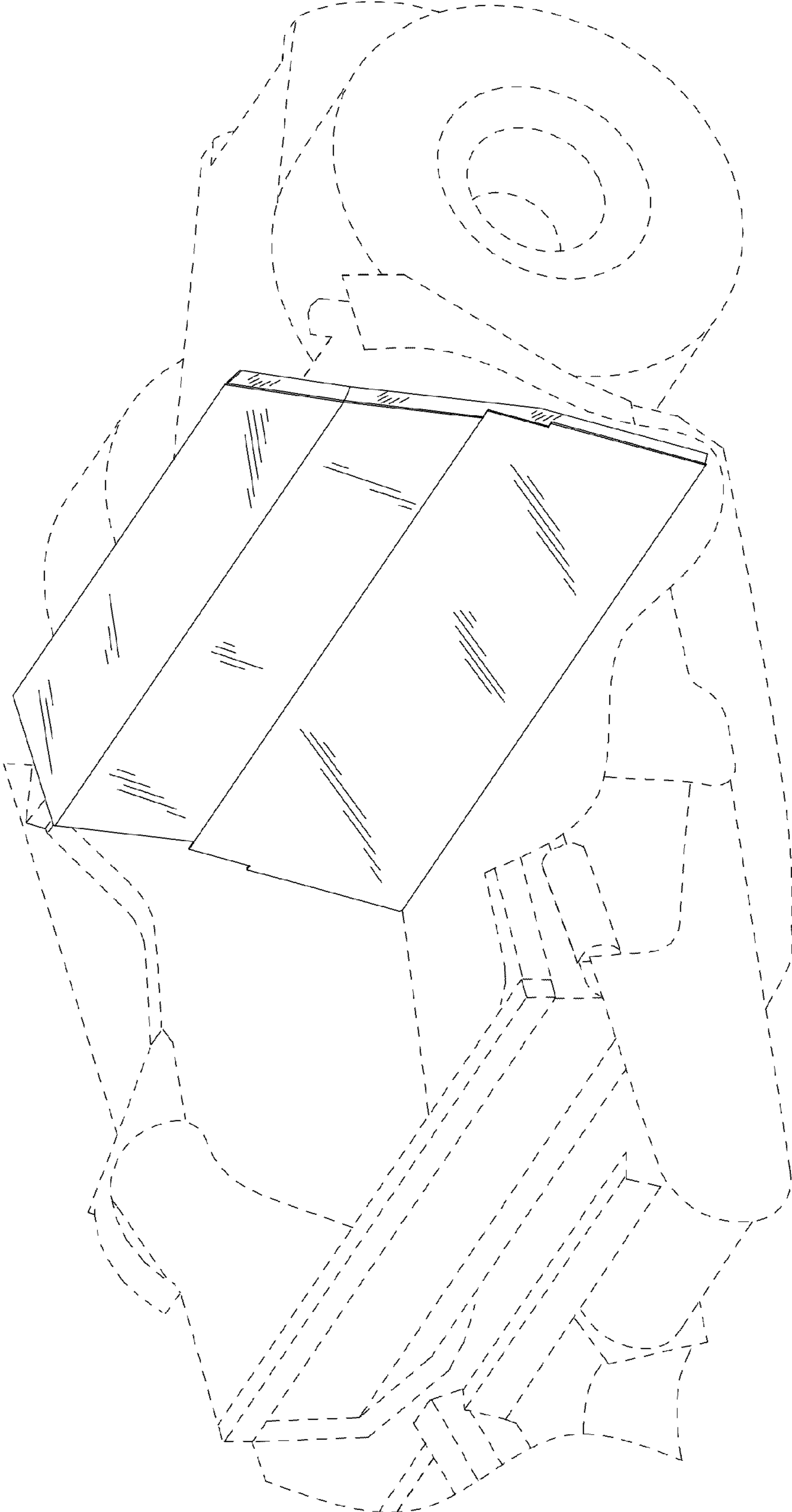


FIG. 2




FIG. 3