



US00D721102S

(12) **United States Design Patent**
Kunzendorf et al.

(10) **Patent No.:** **US D721,102 S**
(45) **Date of Patent:** **** Jan. 13, 2015**

(54) **FILTER ELEMENT**

(71) Applicant: **Gebr. Becker GmbH**, Wuppertal (DE)

(72) Inventors: **André Kunzendorf**, Wuppertal (DE);
Achim Von Kathen, Wuppertal (DE);
Ulli Kriebel, Solingen (DE); **Rudolf Bahnen**, Roetgen (DE); **Henryk Waniek**, Soligen (DE)

(73) Assignee: **Gebr. Becker GmbH**, Wuppertal (DE)

(**) Term: **14 Years**

(21) Appl. No.: **29/450,910**

(22) Filed: **Mar. 26, 2013**

Related U.S. Application Data

(62) Division of application No. 29/422,441, filed on May 21, 2012, now Pat. No. Des. 685,821.

(30) **Foreign Application Priority Data**

Nov. 22, 2011 (EM) 001303291

(51) **LOC (10) Cl.** **15-02**

(52) **U.S. Cl.**
USPC **D15/7**

(58) **Field of Classification Search**
USPC D15/7-9; D23/231, 232, 225;
417/410.1, 359, 415-416, 234, 321,
417/265, 405

See application file for complete search history.

(56) **References Cited**

U.S. PATENT DOCUMENTS

D539,819 S *	4/2007	Fischer	D15/7
D541,304 S *	4/2007	Fischer	D15/7
D604,745 S *	11/2009	Sinico	D15/7
D659,715 S *	5/2012	Seidel	D15/7
D659,718 S *	5/2012	Seidel	D15/9
D662,518 S *	6/2012	Anderson	D15/9
D662,519 S *	6/2012	Anderson	D15/9
D668,684 S *	10/2012	Noguchi	D15/9
D685,821 S *	7/2013	Kunzendorf et al.	D15/9
D694,276 S *	11/2013	Kunzendorf et al.	D15/9

* cited by examiner

Primary Examiner — Ralf Seifert

(74) *Attorney, Agent, or Firm* — Collard & Roe, P.C.

(57) **CLAIM**

The ornamental design for a filter element, as shown and described.

DESCRIPTION

FIG. 1 is a front view of one embodiment of our design for a filter element;
FIG. 2 is a left side view thereof;
FIG. 3 is a rear view thereof;
FIG. 4 is a right side view thereof;
FIG. 5 is a top view thereof;
FIG. 6 is a bottom view thereof; and,
FIG. 7 is a front and right side perspective view thereof.
The areas shown in broken lines depict unclaimed subject matter only and form no part of the claimed design.

1 Claim, 5 Drawing Sheets

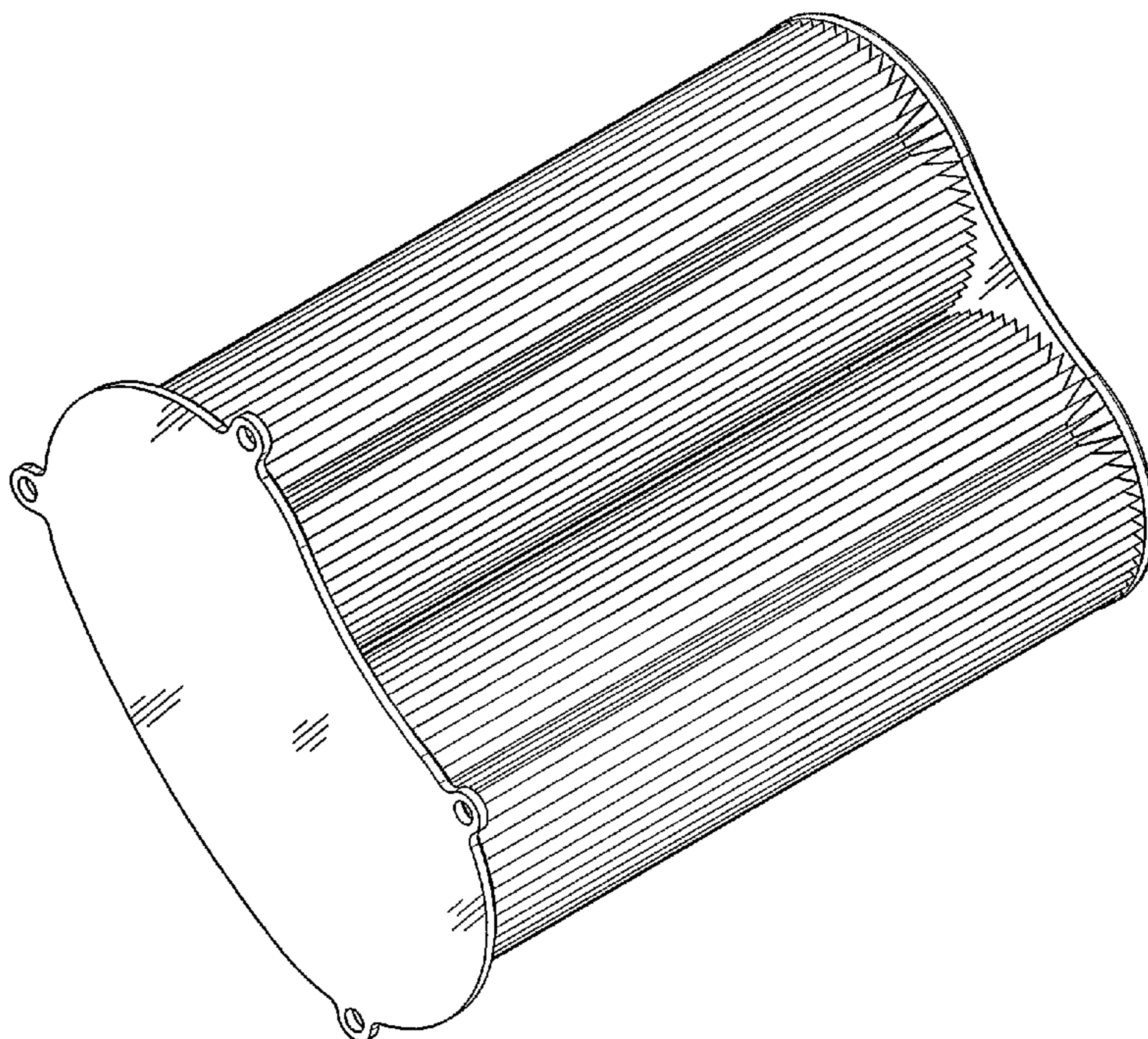


Fig. 1

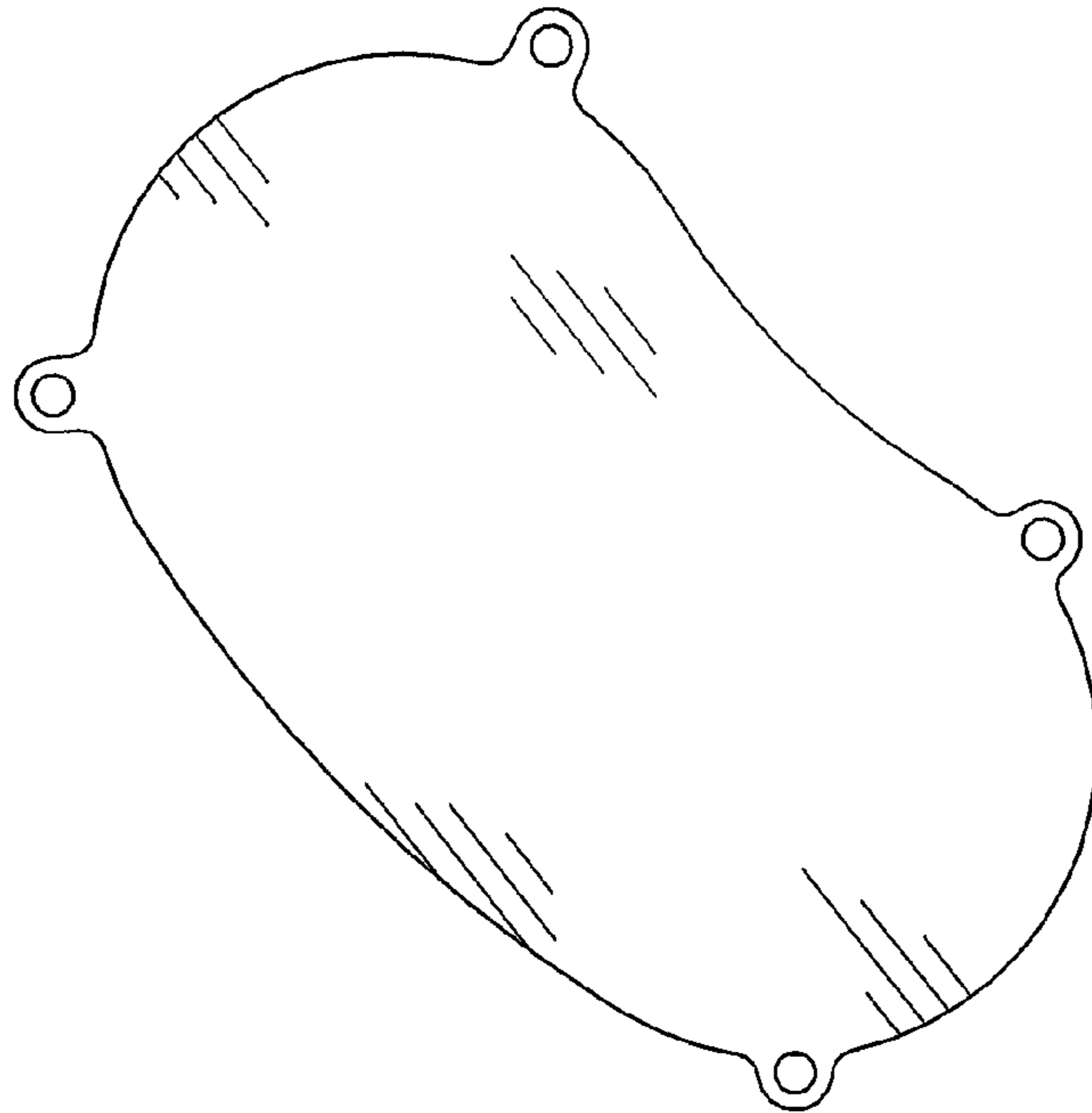


Fig. 2




Fig. 3

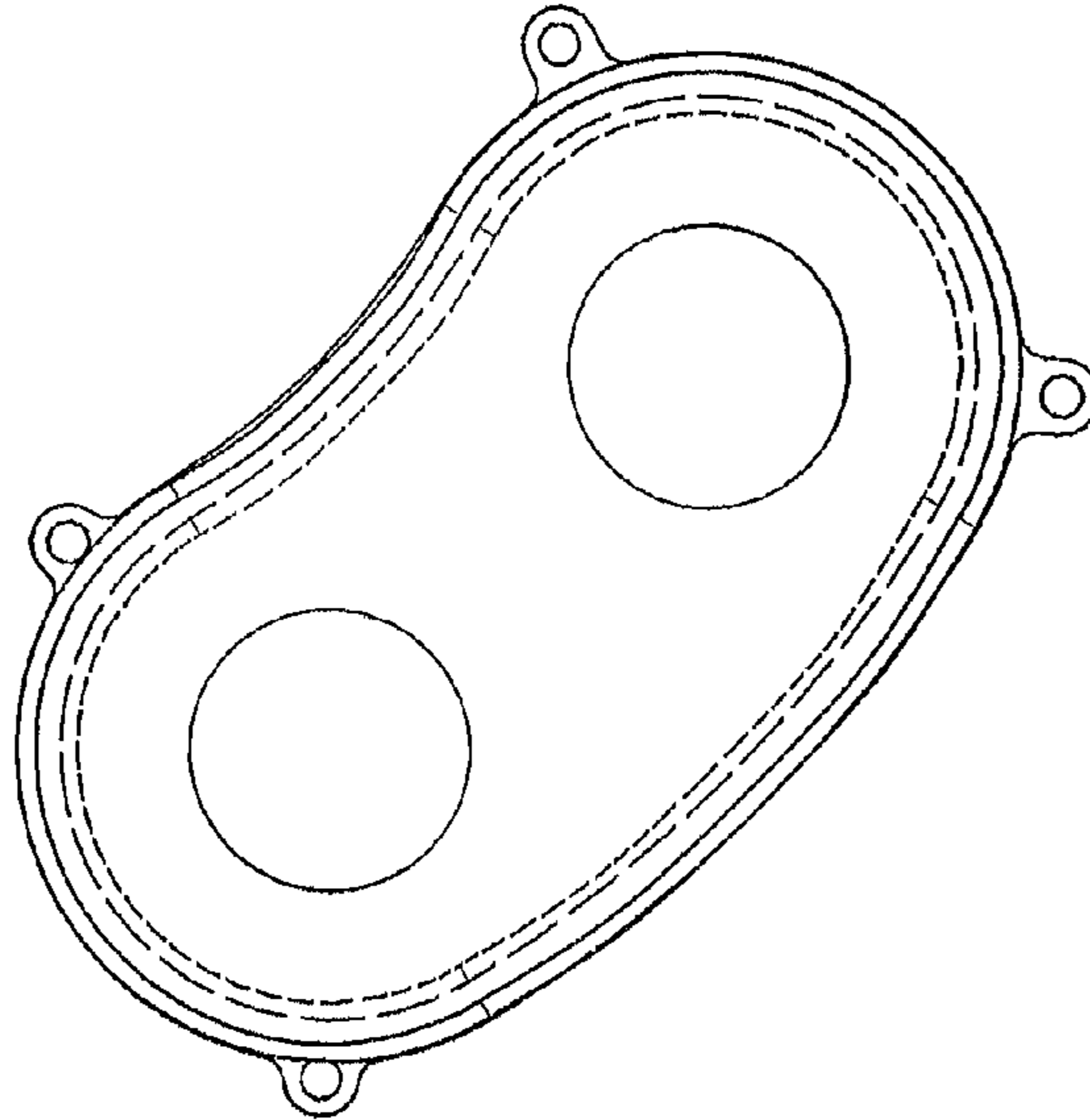


Fig. 4




Fig. 5

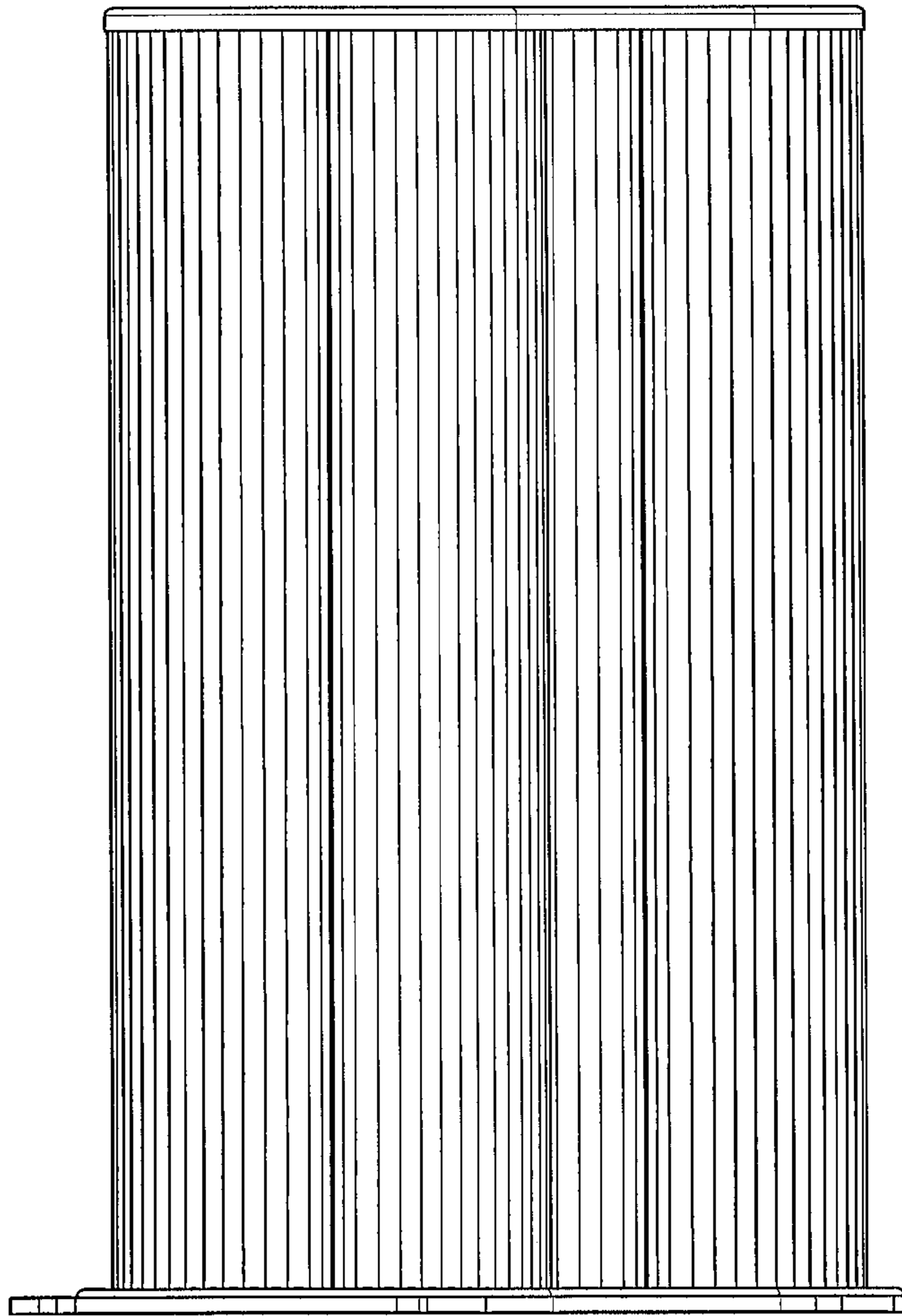


Fig. 6

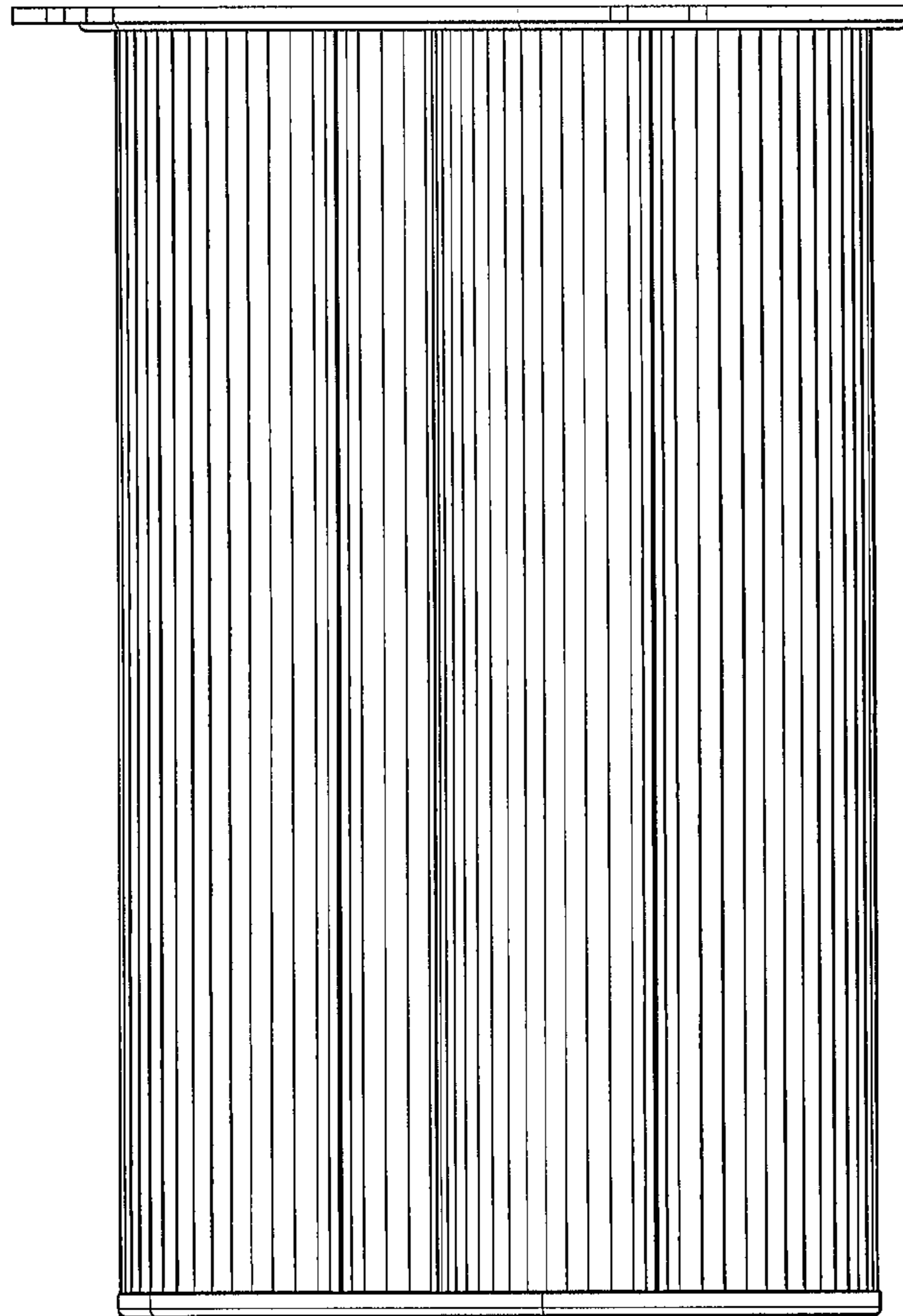


Fig. 7

