

US00D721066S

(12) **United States Design Patent**
Yoon

(10) **Patent No.:** **US D721,066 S**
(45) **Date of Patent:** **** Jan. 13, 2015**

(54) **CASE FOR ELECTRONIC DEVICE**

(71) Applicant: **Hyewon Yoon**, Leonia, NJ (US)

(72) Inventor: **Hyewon Yoon**, Leonia, NJ (US)

(73) Assignee: **iOttie, Inc.**, Hackensack, NJ (US)

(**) Term: **14 Years**

(21) Appl. No.: **29/442,856**

(22) Filed: **May 31, 2013**

(51) **LOC (10) Cl.** **14-03**

(52) **U.S. Cl.**
USPC **D14/250**

(58) **Field of Classification Search**

CPC A45C 2011/002; H04B 1/3888; H04M
1/0283; H04M 1/0202; H04M 1/04
USPC D14/250, 138 AA, 138 AB, 138 AD,
D14/138 G, 217, 238.1, 248, 251-253, 346,
D14/356, 440, 496, 203.5, 203.8; D13/103,
D13/107, 108; D3/201, 218, 247, 269, 273,
D3/301, 303; 455/575.1, 575.8; 206/305,
206/320, 251, 45.2

See application file for complete search history.

(56) **References Cited**

U.S. PATENT DOCUMENTS

D626,109 S * 10/2010 Kim et al. D14/138 AD
D675,604 S * 2/2013 Limber et al. D14/250
D676,032 S * 2/2013 Stump et al. D14/250

D683,338 S * 5/2013 Wilson et al. D14/250
D690,678 S * 10/2013 Daniel D14/138 G
D704,159 S * 5/2014 Daniel D14/138 G
D709,057 S * 7/2014 Wilson et al. D14/250
D709,485 S * 7/2014 Bishop D14/250
8,787,009 B2 * 7/2014 Wilson et al. 361/679.26
2012/0305422 A1 * 12/2012 Vandiver 206/320
2013/0273944 A1 * 10/2013 Wilson et al. 455/457

* cited by examiner

Primary Examiner — Deanna L Pratt

Assistant Examiner — Lilyana Bekic

(57) **CLAIM**

The ornamental design for a case for electronic device, as shown and described.

DESCRIPTION

FIG. 1 is a left isometric view of a case for electronic device showing my new design;

FIG. 2 is a right isometric view thereof;

FIG. 3 is a front side view thereof;

FIG. 4 is a rear side view thereof;

FIG. 5 is a right side view thereof;

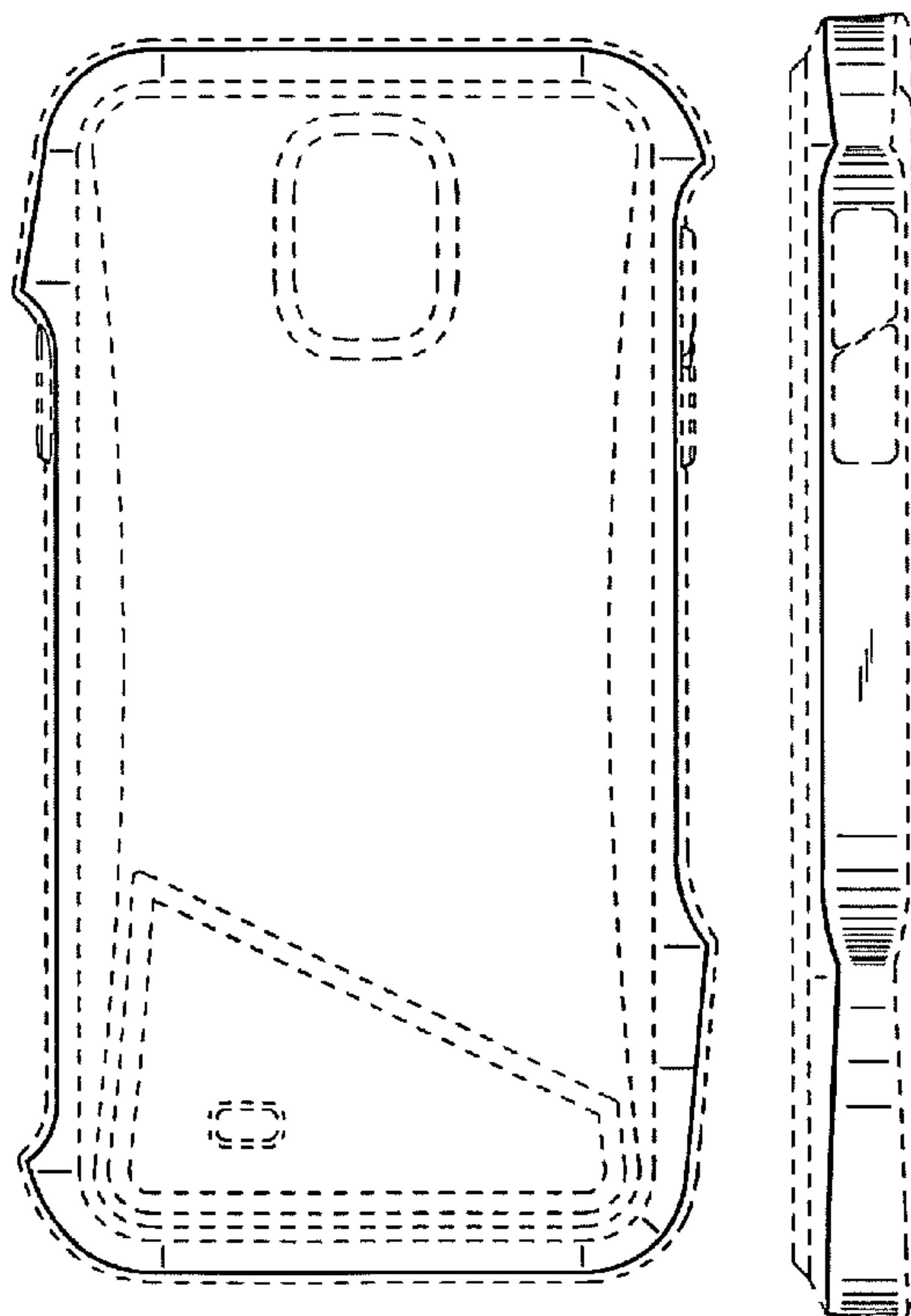
FIG. 6 is a left side view thereof;

FIG. 7 is a bottom side view thereof; and,

FIG. 8 is a top side view thereof.

The broken lines immediately adjacent to the shaded area represent unclaimed boundaries of the design. All other broken lines in the drawings illustrate portions of the case for electronic device that form no part of the claimed design.

1 Claim, 5 Drawing Sheets



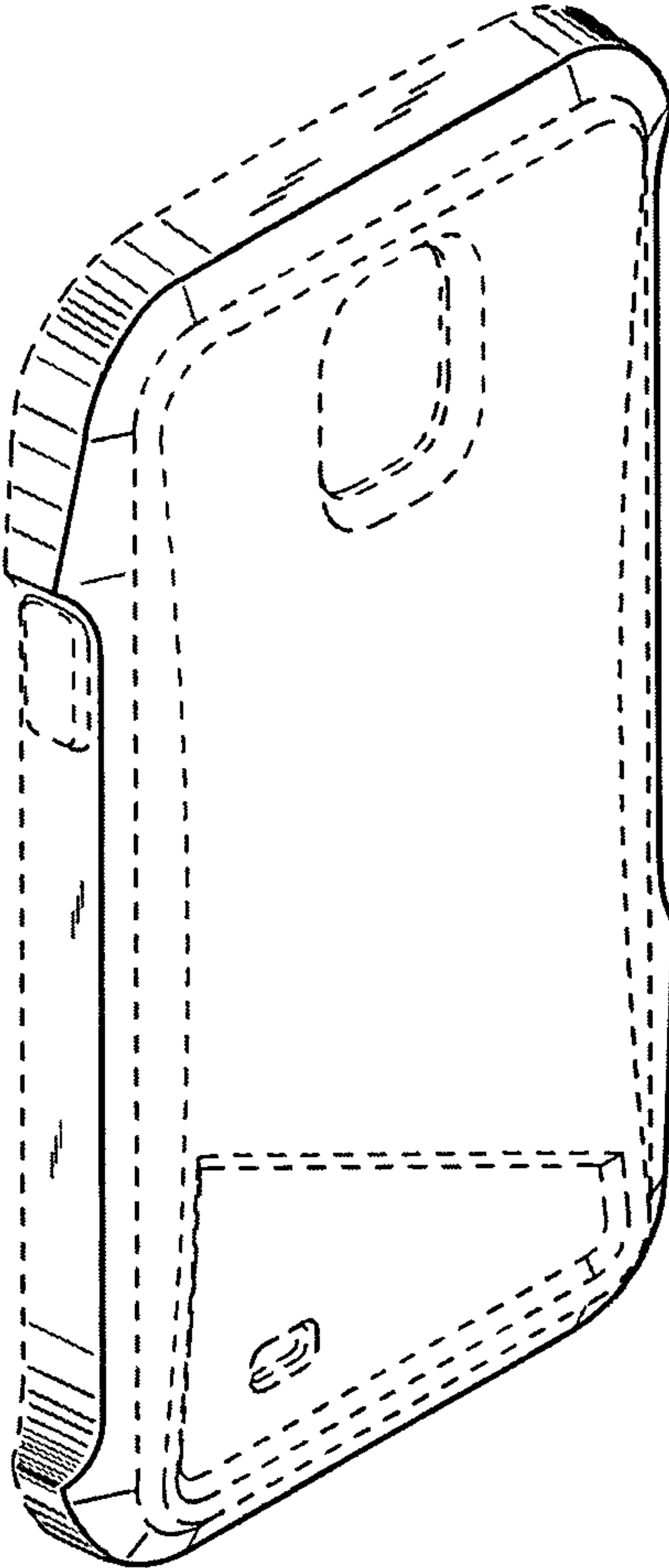


FIGURE 1




FIGURE 2

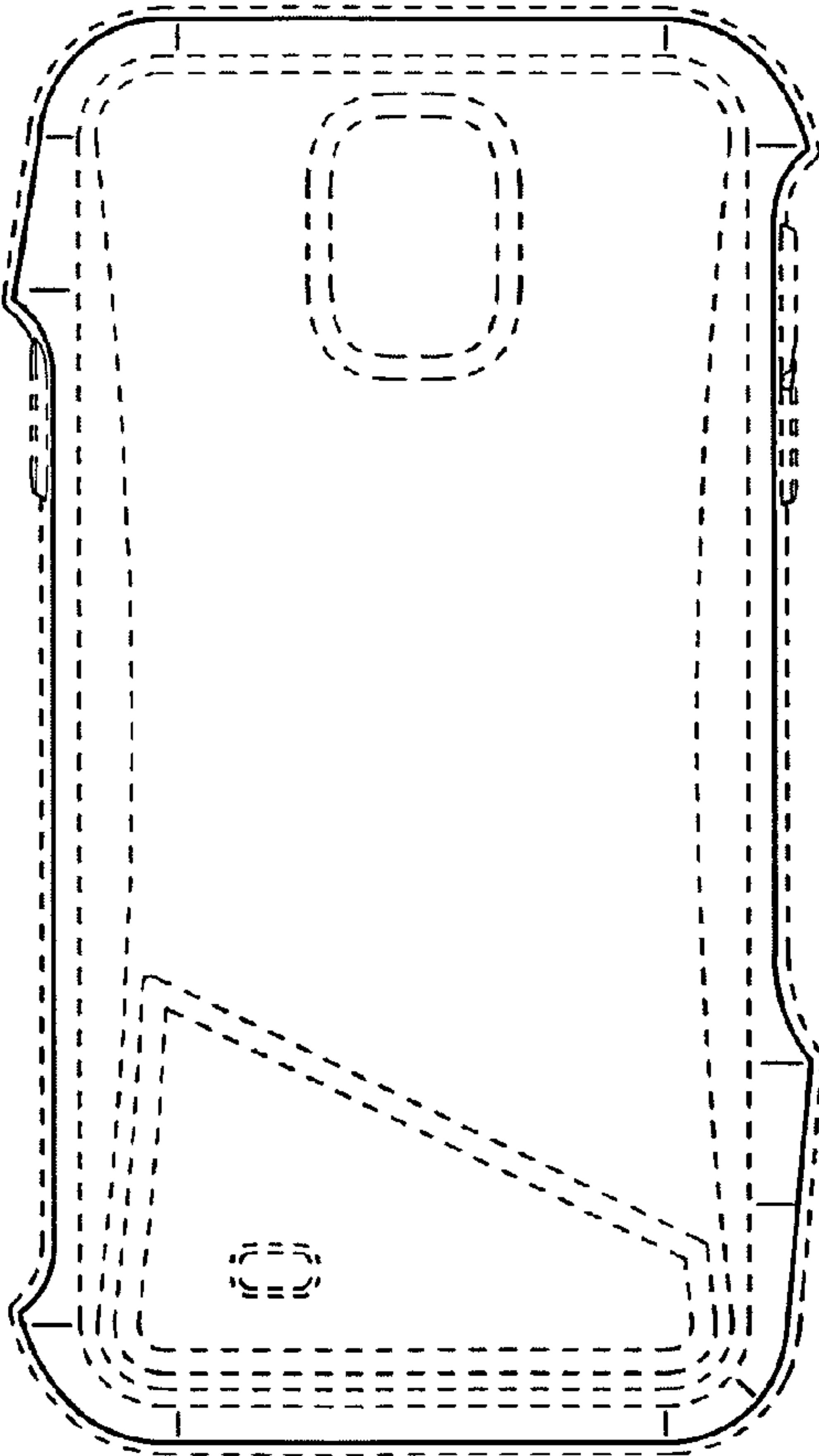


FIGURE 3

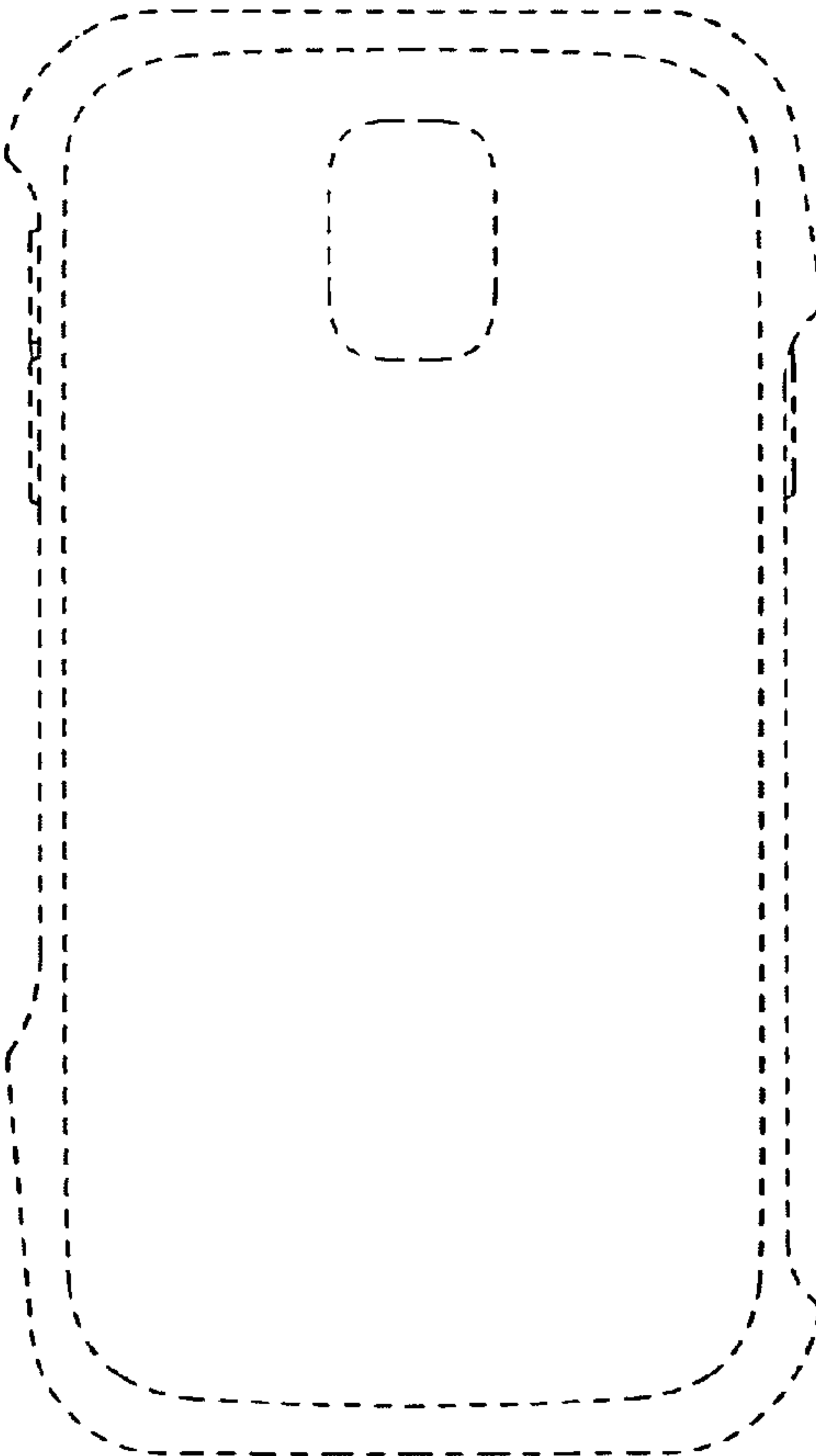


FIGURE 4




FIGURE 5




FIGURE 6



FIGURE 7




FIGURE 8