



US00D721064S

(12) **United States Design Patent**
Sun

(10) **Patent No.:** **US D721,064 S**
(45) **Date of Patent:** **** *Jan. 13, 2015**

(54) **IPHONE SEPARATE CLIP MOBILE POWER SUPPLY**

(71) Applicant: **Zhongwei Sun**, Shenzhen (CN)

(72) Inventor: **Zhongwei Sun**, Shenzhen (CN)

(*) Notice: This patent is subject to a terminal disclaimer.

(**) Term: **14 Years**

(21) Appl. No.: **29/437,552**

(22) Filed: **Nov. 18, 2012**

(51) **LOC (10) Cl.** **14-03**

(52) **U.S. Cl.**
USPC **D14/250**

(58) **Field of Classification Search**
CPC H04B 1/3888; H04B 1/0283; H04B 1/18;
H04B 1/0214; A45C 2011/002
USPC D14/138 AD, 138 C, 138 G, 203.7, 230,
D14/238.1, 240, 247, 248, 250, 253, 341,
D14/345, 346, 439, 440, 447, 496;
D13/103, 107, 119; D3/201, 218, 269,
D3/273, 303; 206/320; 220/662;
361/679.27, 73; 455/456.1, 575.1,
455/575.4, 575.8

See application file for complete search history.

(56) **References Cited**

U.S. PATENT DOCUMENTS

D519,121 S * 4/2006 Zamanian D14/447
D649,539 S * 11/2011 Hong D14/250
D654,931 S * 2/2012 Lemelman et al. D14/496
D659,132 S * 5/2012 Wen D14/250
D676,432 S * 2/2013 Hasbrook et al. D14/250
D679,694 S * 4/2013 Fahrendorff et al. D14/250

D679,695 S * 4/2013 Fahrendorff et al. D14/250
D681,620 S * 5/2013 Huskinson D14/250
D684,567 S * 6/2013 Murchison et al. D14/250
D686,606 S * 7/2013 Hong D14/250
D686,607 S * 7/2013 Hong D14/250
D687,026 S * 7/2013 Ruvolo D14/250
D687,426 S * 8/2013 Requa D14/250
D689,852 S * 9/2013 Azoulay D14/250
8,594,755 B1 * 11/2013 Tages et al. 455/575.8
D697,902 S * 1/2014 Fathollahi D14/250
2013/0314880 A1 * 11/2013 Sun et al. 361/730
2013/0331156 A1 * 12/2013 Lui 455/575.8

* cited by examiner

Primary Examiner — Thomas Johannes

Assistant Examiner — Chelsea Sealey

(74) *Attorney, Agent, or Firm* — Michael D. Eisenberg;
Jeanette Meng Nakagawa

(57) **CLAIM**

The ornamental design for an iPhone® separate clip mobile power supply, as shown and described.

DESCRIPTION

FIG. 1 is a perspective view of an iPhone® separate clip mobile power supply showing my new design;
FIG. 2 is a bottom view thereof;
FIG. 3 is a top view thereof;
FIG. 4 is a front view thereof;
FIG. 5 is a right side thereof;
FIG. 6 is a left side thereof; and,
FIG. 7 is a back side view thereof.

The broken lines indicate unclaimed portions of the article that form no part of the claimed design.

The iPhone® separate clip mobile power supply forming part of the claimed design is a registered trademark of Apple Inc. Corporation.

1 Claim, 3 Drawing Sheets

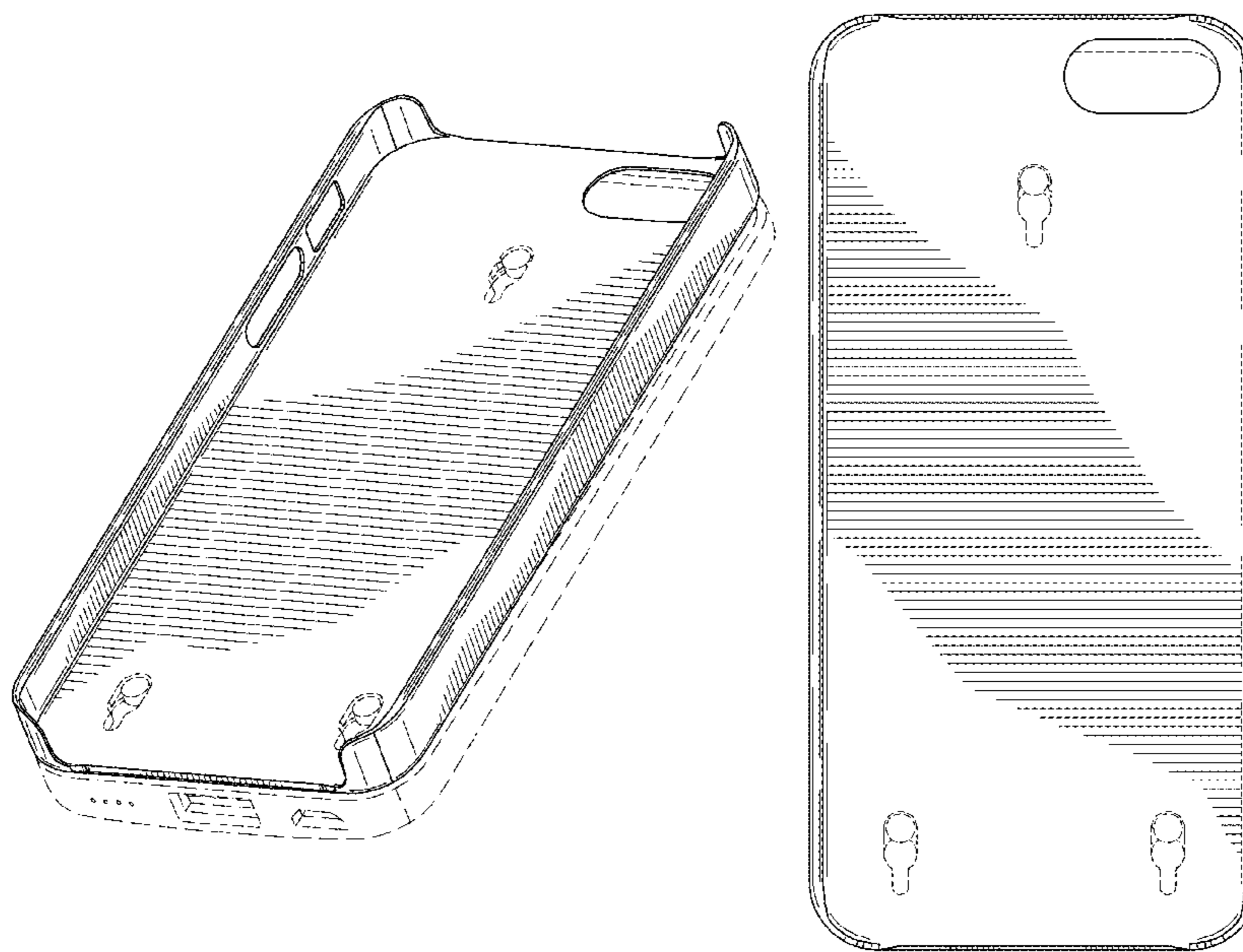


FIG. 1

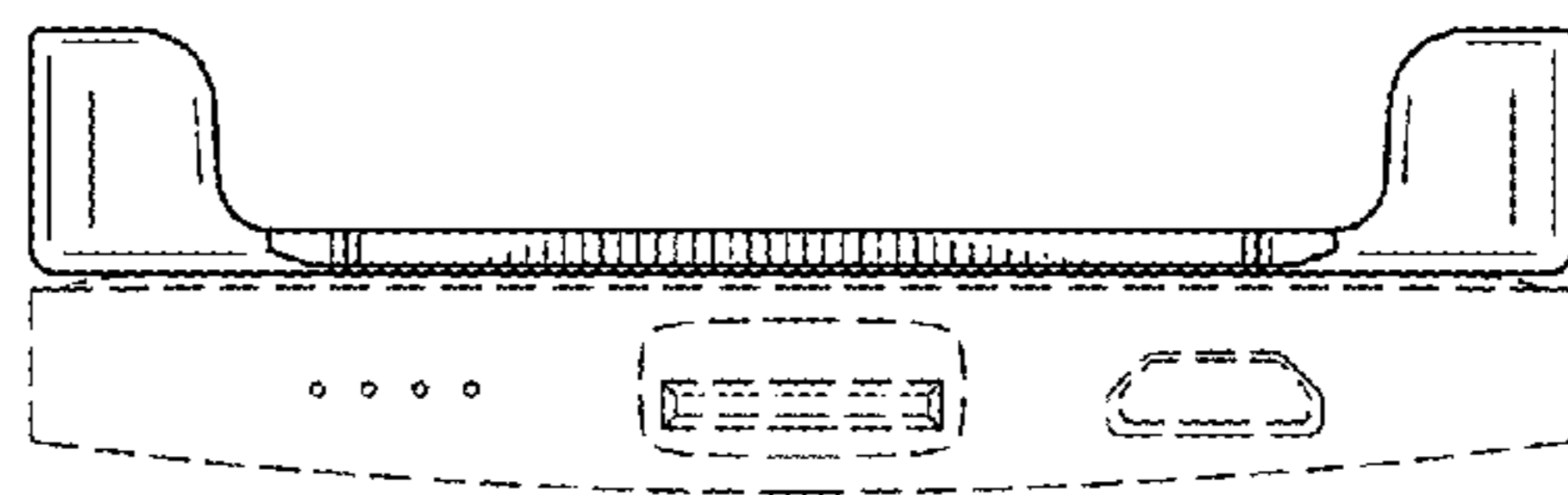
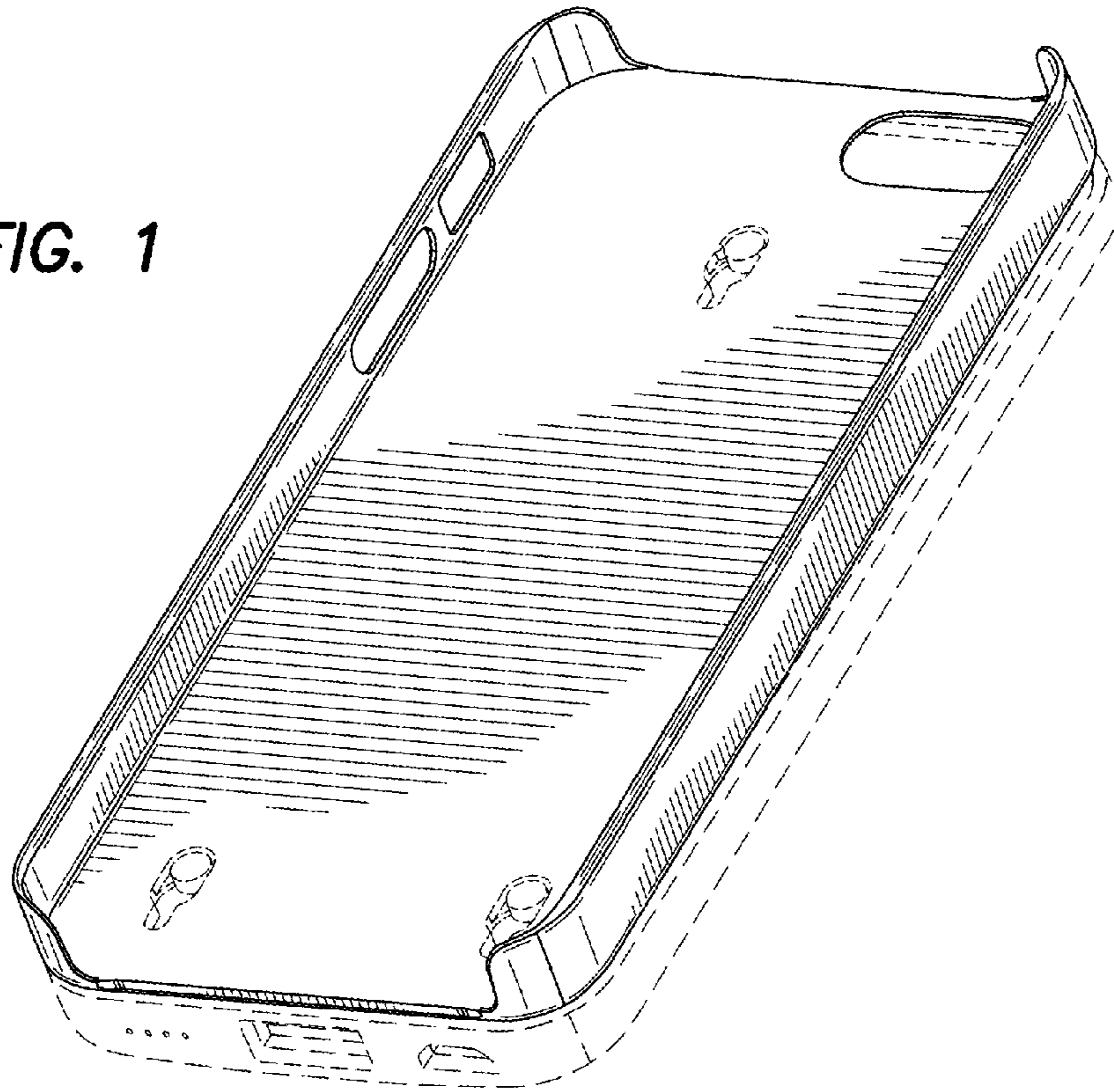



FIG. 2

FIG. 3






FIG. 4




FIG. 5




FIG. 6




FIG. 7

UNITED STATES PATENT AND TRADEMARK OFFICE
CERTIFICATE OF CORRECTION

PATENT NO. : D721,064 S
APPLICATION NO. : 29/437552
DATED : January 13, 2015
INVENTOR(S) : Zhongwei Sun

Page 1 of 1

It is certified that error appears in the above-identified patent and that said Letters Patent is hereby corrected as shown below:

On the Title page, first column:

below item (22)

insert item -- (30) Foreign Application Priority Data

September 28, 2012 (CN)201230467965.3 --

Signed and Sealed this
Fifth Day of May, 2015



Michelle K. Lee
Director of the United States Patent and Trademark Office