



US00D721056S

(12) **United States Design Patent**
Lee

(10) **Patent No.:** **US D721,056 S**
(45) **Date of Patent:** **** Jan. 13, 2015**

(54) **SPEAKER**

(71) Applicant: **Koninklijke Philips Electronics N.V.**,
Eindhoven (NL)

(72) Inventor: **Wai C. Lee**, Kowloon (CN)

(73) Assignee: **Koninklijke Philips Electronics N.V.**,
Eindhoven (NL)

(**) Term: **14 Years**

(21) Appl. No.: **29/432,757**

(22) Filed: **Sep. 20, 2012**

(30) **Foreign Application Priority Data**

Mar. 21, 2012 (EM) 002012740-0001

(51) **LOC (10) Cl.** **14-01**

(52) **U.S. Cl.**
USPC **D14/210**; D14/214

(58) **Field of Classification Search**
USPC D9/430, 432; D13/103; D14/135, 137,
D14/155, 158, 160, 161, 168, 181, 188, 191,
D14/193-198, 203.6, 204, 209, 209.1, 210,
D14/211, 214-216, 257, 258, 314, 353, 354,
D14/358, 440, 441, 498, 509; D26/26, 28,
D26/60-62, 72, 73, 93, 94, 97, 118, 124;
181/144, 145, 147, 148, 150; 381/300,
381/361, 363

See application file for complete search history.

(56) **References Cited**

U.S. PATENT DOCUMENTS

D355,193	S	*	2/1995	Irby	D14/210
D526,640	S	*	8/2006	Chin et al.	D14/188
D551,572	S	*	9/2007	Hsu	D9/730
D571,356	S	*	6/2008	Smith	D14/214
D587,239	S	*	2/2009	Raisanen et al.	D14/188
D615,556	S	*	5/2010	Yeo et al.	D14/496
D629,827	S	*	12/2010	Morenstein et al.	D16/221
D653,652	S	*	2/2012	Kroyer	D14/214

* cited by examiner

Primary Examiner — Stella Reid

Assistant Examiner — Janice Lim

(74) *Attorney, Agent, or Firm* — Venable LLP; Steven J. Schwarz

(57) **CLAIM**

The ornamental design for a speaker, as shown and described.

DESCRIPTION

FIG. 1 is a front perspective view of a speaker, showing my new design;

FIG. 2 is a front elevational view thereof;

FIG. 3 is a rear elevational view thereof;

FIG. 4 is a right side elevational view thereof;


FIG. 5 is a left side elevational view thereof;

FIG. 6 is a top plan view thereof; and,

FIG. 7 is a bottom plan view thereof.

The broken line portions of FIG. 3 are included to show unclaimed subject matter only and form no part of the claimed design.

1 Claim, 6 Drawing Sheets






FIG. 1




FIG. 2

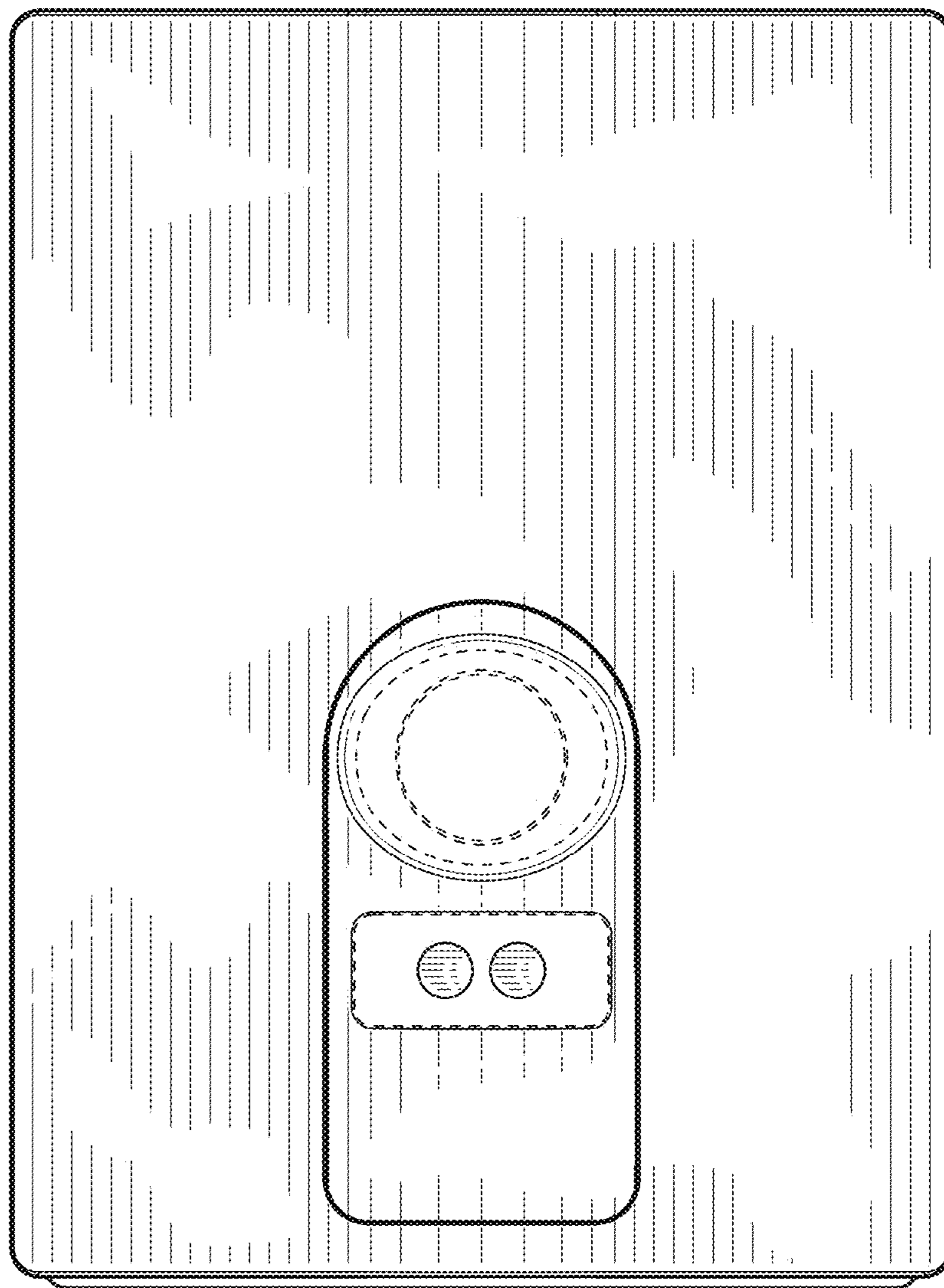


FIG. 3

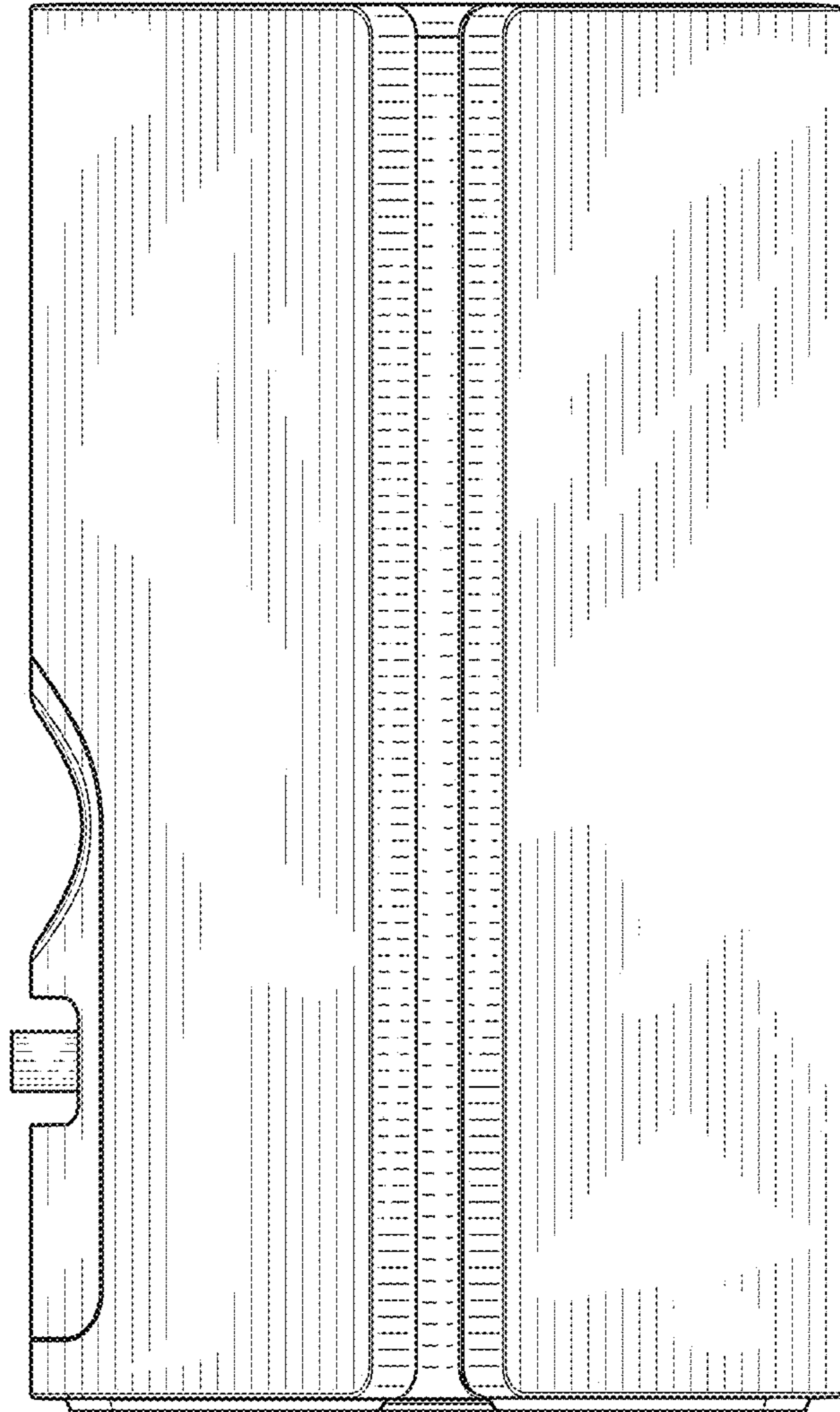


FIG. 4

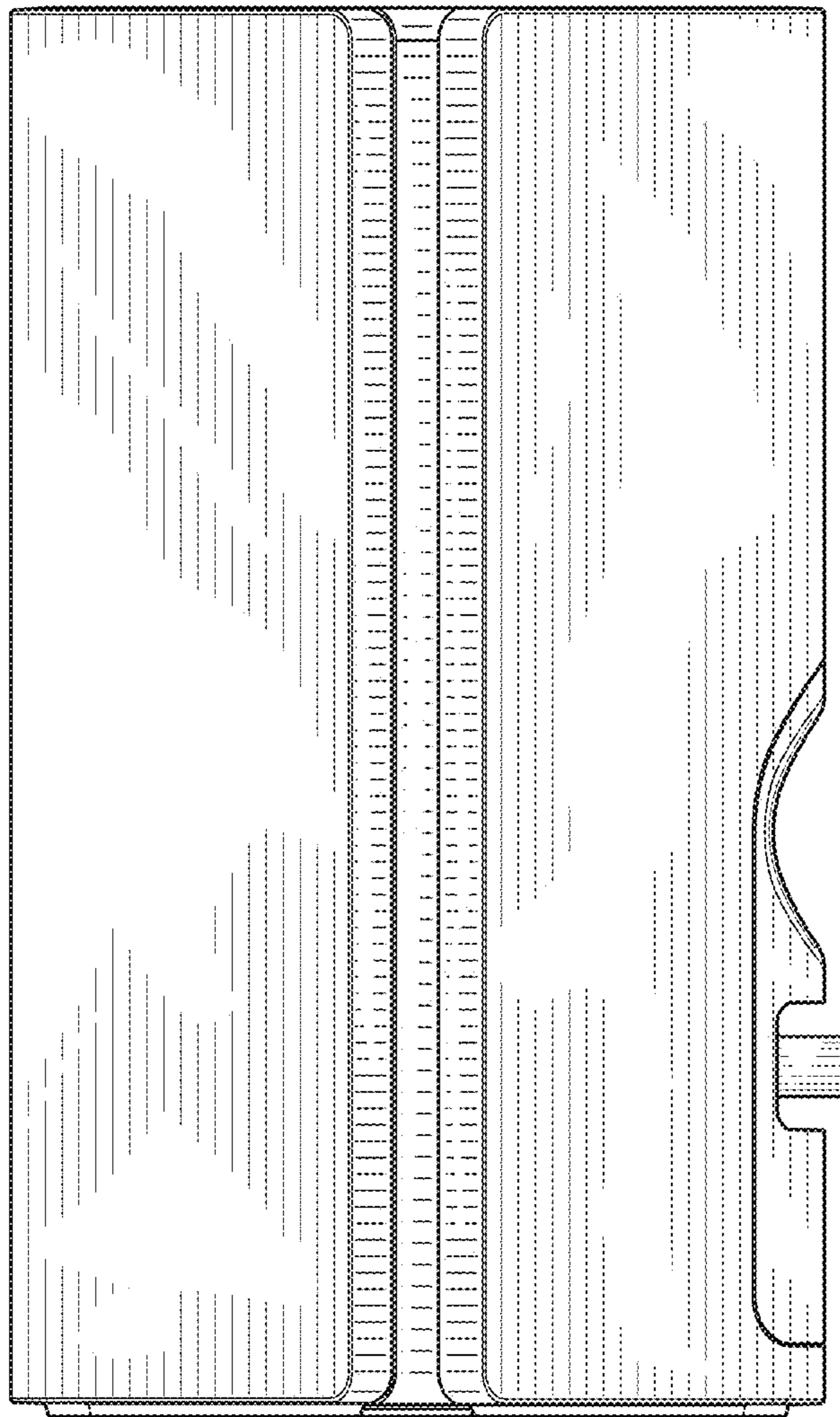


FIG. 5

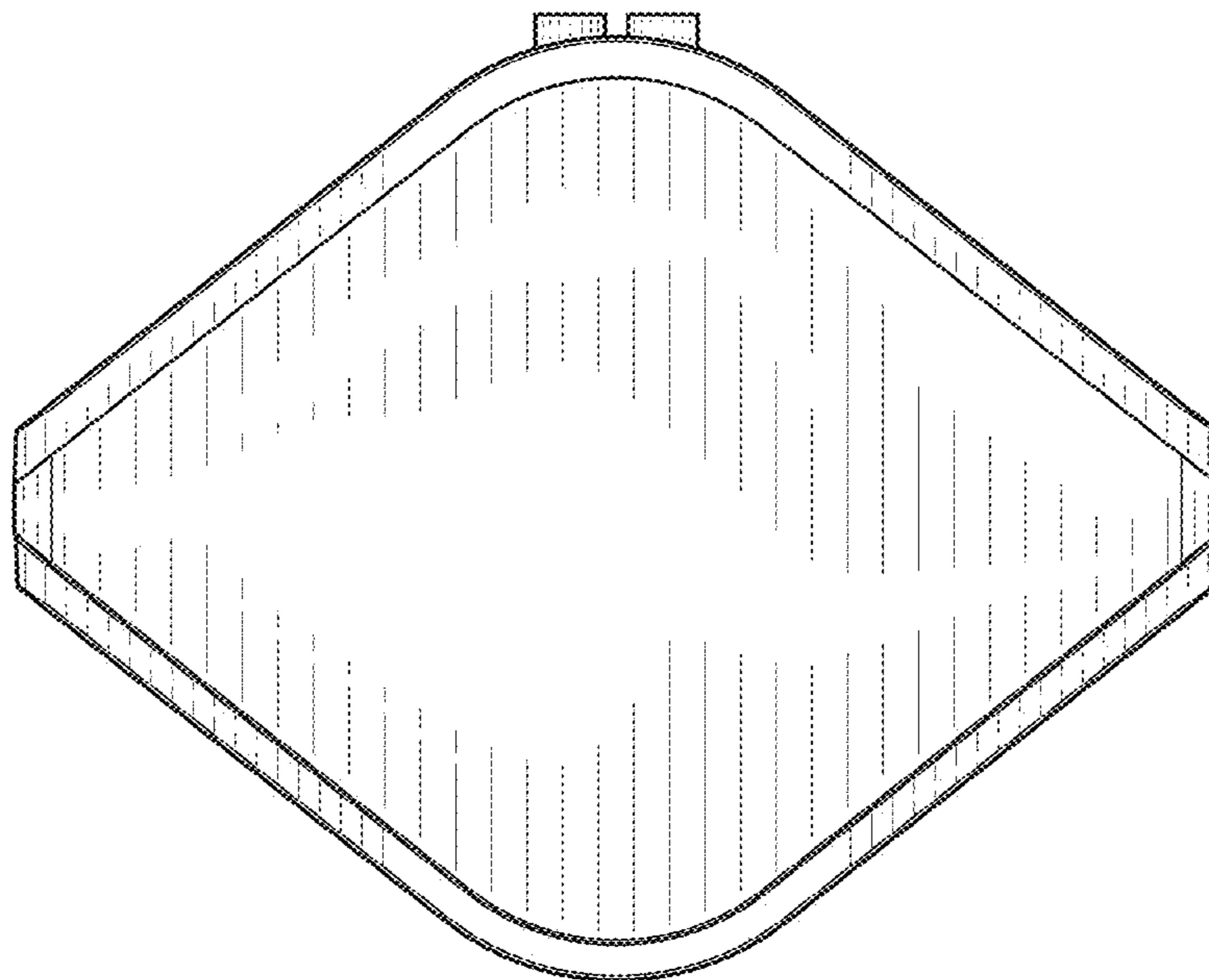


FIG. 6

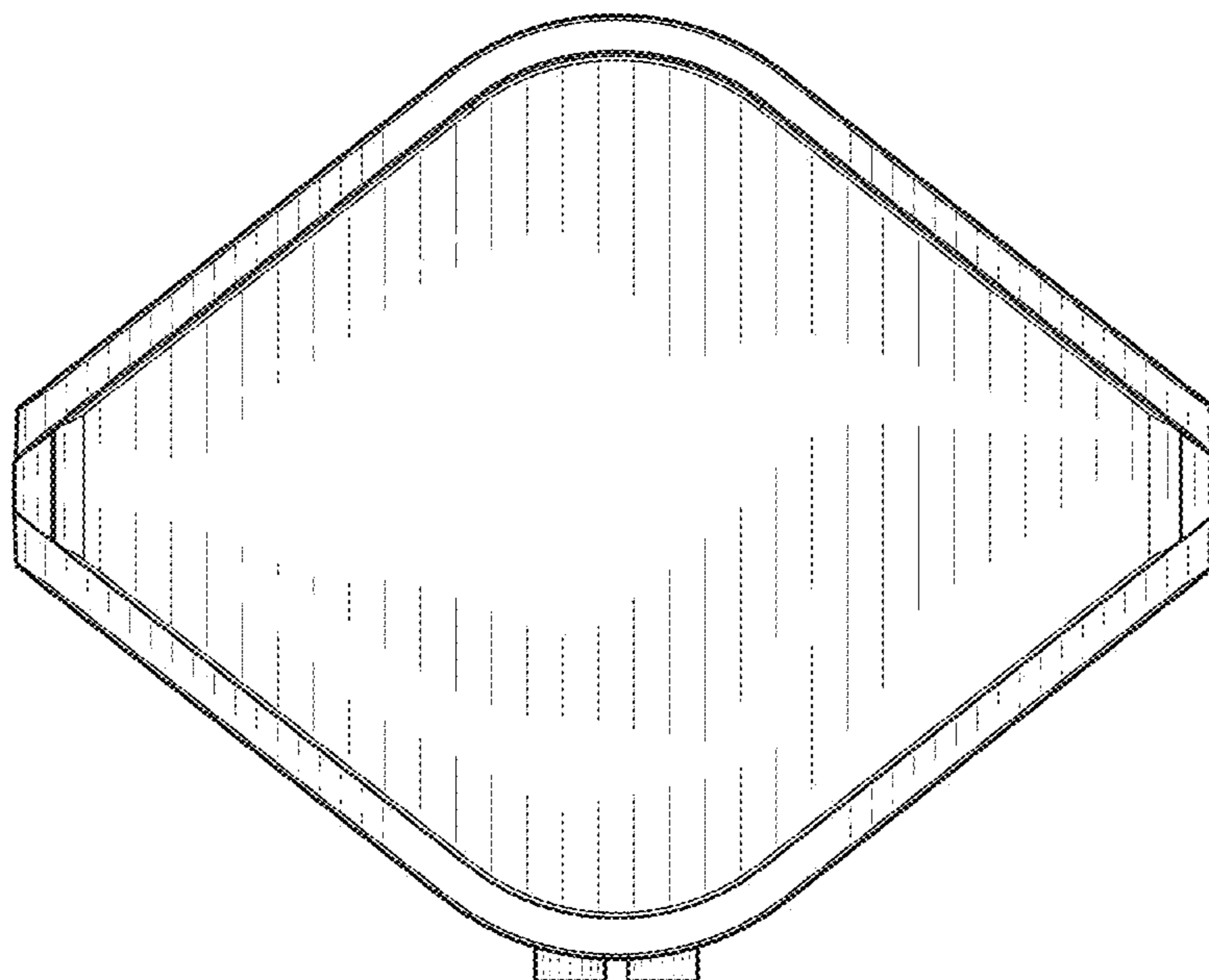


FIG. 7