



US00D721053S

(12) **United States Design Patent**  
**Fujioka**

(10) **Patent No.:** **US D721,053 S**  
(45) **Date of Patent:** **\*\* Jan. 13, 2015**

(54) **HEADPHONES**

(71) Applicant: **Robb Fujioka**, Manhattan Beach, CA  
(US)

(72) Inventor: **Robb Fujioka**, Manhattan Beach, CA  
(US)

(\*\*) Term: **14 Years**

(21) Appl. No.: **29/476,847**

(22) Filed: **Dec. 17, 2013**

**Related U.S. Application Data**

(62) Division of application No. 29/439,704, filed on Dec. 13, 2012, now Pat. No. Des. 698,334.

(51) **LOC (10) Cl.** ..... **14-01**

(52) **U.S. Cl.**  
USPC ..... **D14/205**

(58) **Field of Classification Search**  
CPC ..... H04R 1/1066  
USPC ..... D14/205; D29/112; 2/209; 379/430,  
379/431; 381/380, 381; 455/90.3, 575.1  
See application file for complete search history.

(56) **References Cited**

**U.S. PATENT DOCUMENTS**

|           |      |         |                  |       |         |
|-----------|------|---------|------------------|-------|---------|
| 4,571,746 | A *  | 2/1986  | Gorike           | ..... | 2/209   |
| D328,074  | S *  | 7/1992  | Yamazaki et al.  | ..... | D14/205 |
| D337,115  | S *  | 7/1993  | Yamazaki et al.  | ..... | D14/205 |
| 6,081,604 | A *  | 6/2000  | Hikichi et al.   | ..... | 381/371 |
| D430,140  | S *  | 8/2000  | Roman            | ..... | D14/205 |
| D453,015  | S *  | 1/2002  | Yuyama           | ..... | D14/205 |
| D457,874  | S *  | 5/2002  | Yoneda           | ..... | D14/205 |
| D467,895  | S *  | 12/2002 | Hirano           | ..... | D14/192 |
| D476,639  | S *  | 7/2003  | Bergeron et al.  | ..... | D14/205 |
| D484,485  | S *  | 12/2003 | Matsuoka         | ..... | D14/205 |
| D491,163  | S *  | 6/2004  | Green            | ..... | D14/205 |
| D504,414  | S *  | 4/2005  | Yoshida          | ..... | D14/192 |
| 7,072,483 | B2 * | 7/2006  | Lenhard-Backhaus | ..... | 381/383 |
| D541,255  | S *  | 4/2007  | Taylor et al.    | ..... | D14/205 |

|              |      |         |                     |       |          |
|--------------|------|---------|---------------------|-------|----------|
| D557,684     | S *  | 12/2007 | Pundsack et al.     | ..... | D14/205  |
| D563,382     | S *  | 3/2008  | Wikel               | ..... | D14/205  |
| D573,581     | S *  | 7/2008  | Gondo et al.        | ..... | D14/205  |
| D583,800     | S *  | 12/2008 | Jaakkola et al.     | ..... | D14/205  |
| D592,182     | S *  | 5/2009  | Sanguinetti         | ..... | D14/205  |
| D592,640     | S *  | 5/2009  | Tkachuk             | ..... | D14/205  |
| D593,995     | S *  | 6/2009  | Shimizu             | ..... | D14/205  |
| D594,847     | S *  | 6/2009  | Suzuki              | ..... | D14/205  |
| D628,554     | S *  | 12/2010 | Tedja et al.        | ..... | D14/205  |
| D639,776     | S *  | 6/2011  | Arimoto             | ..... | D14/205  |
| 8,098,872    | B2 * | 1/2012  | Chang               | ..... | 381/371  |
| D665,775     | S *  | 8/2012  | Katsumata           | ..... | D14/205  |
| D683,329     | S *  | 5/2013  | Hagelin             | ..... | D14/205  |
| D693,791     | S *  | 11/2013 | Troy                | ..... | D14/205  |
| D698,334     | S *  | 1/2014  | Fujioka             | ..... | D14/205  |
| D705,750     | S *  | 5/2014  | Wu et al.           | ..... | D14/205  |
| D711,850     | S *  | 8/2014  | Ang                 | ..... | D14/205  |
| 2009/0003616 | A1 * | 1/2009  | Kleinschmidt et al. | ..... | 381/71.6 |

\* cited by examiner

*Primary Examiner* — Paula Greene

(74) *Attorney, Agent, or Firm* — Steptoe & Johnson LLP

(57) **CLAIM**

The ornamental design for headphones, as shown and described.

**DESCRIPTION**

FIG. 1 is a perspective view of headphones showing a new design;

FIG. 2 is a second perspective view of the headphones shown in FIG. 1;

FIG. 3 is a front view of the headphones shown in FIG. 1;

FIG. 4 is a back view of the headphones shown in FIG. 1;

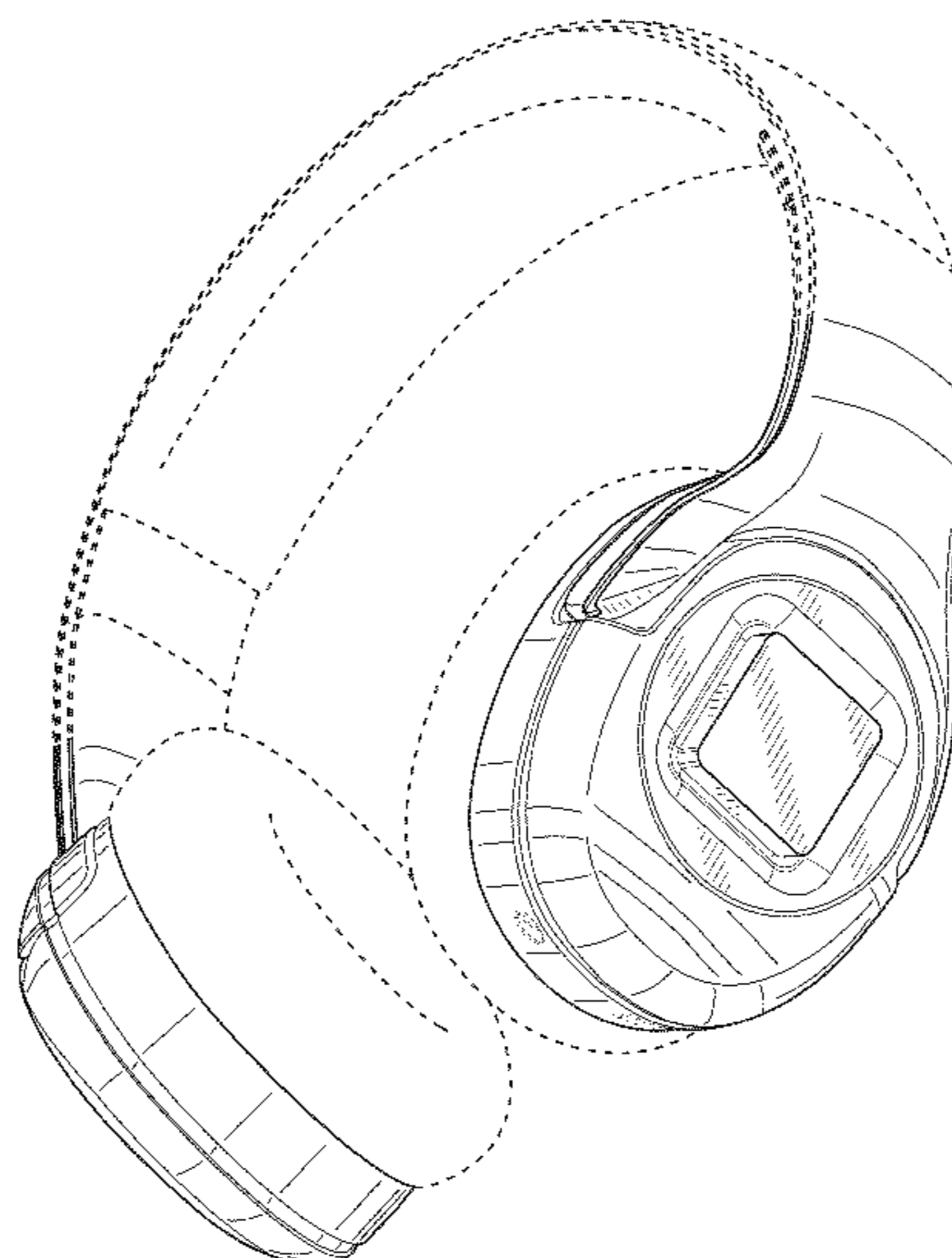
FIG. 5 is a side view of the headphones shown in FIG. 1, the opposite side view being mirror symmetrical;

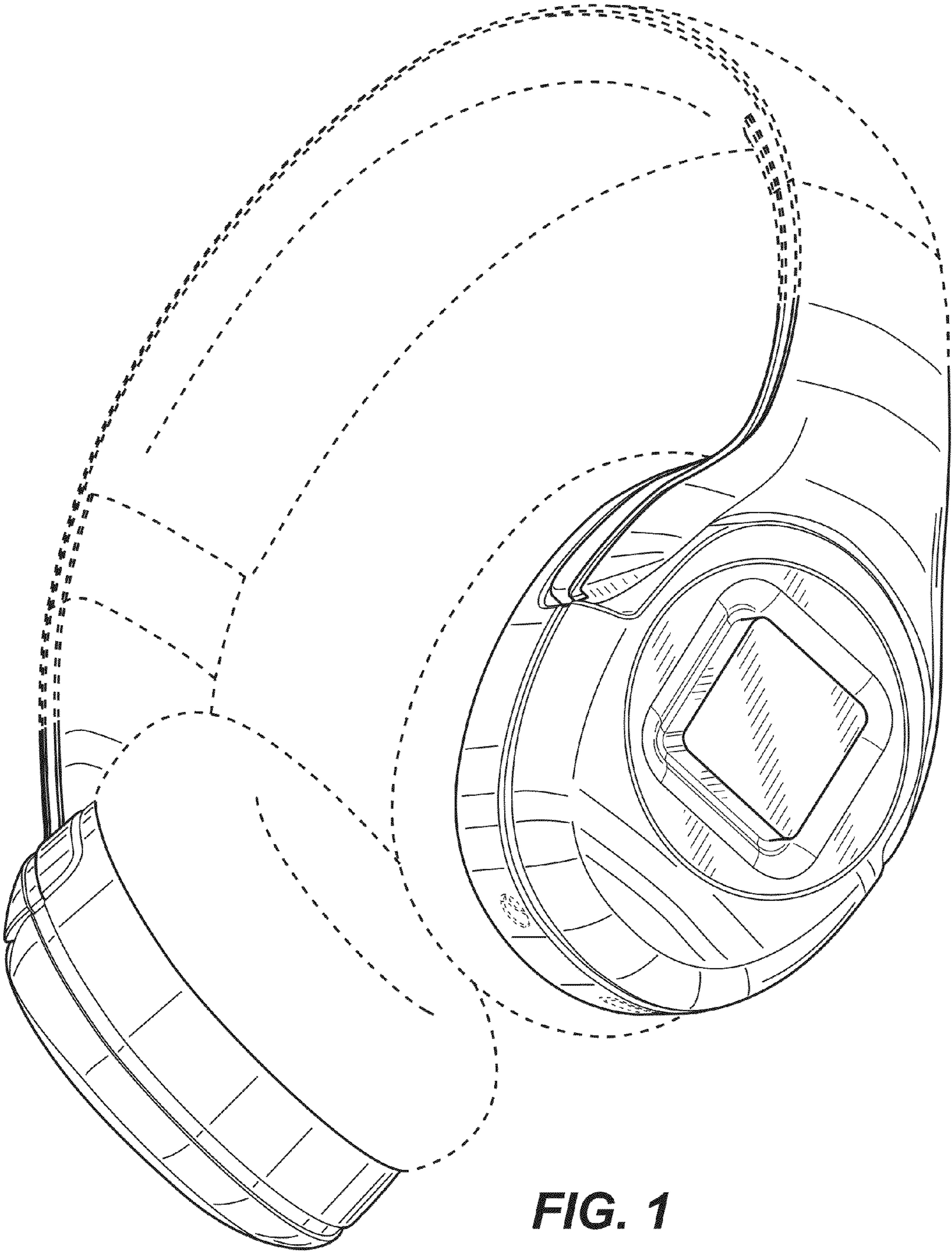
FIG. 6 is a bottom view of the headphones shown in FIG. 1; and,


FIG. 7 is a top view of the headphones shown in FIG. 1.

The broken lines are for illustrative purposes only and form no part of the claimed design.

**1 Claim, 5 Drawing Sheets**

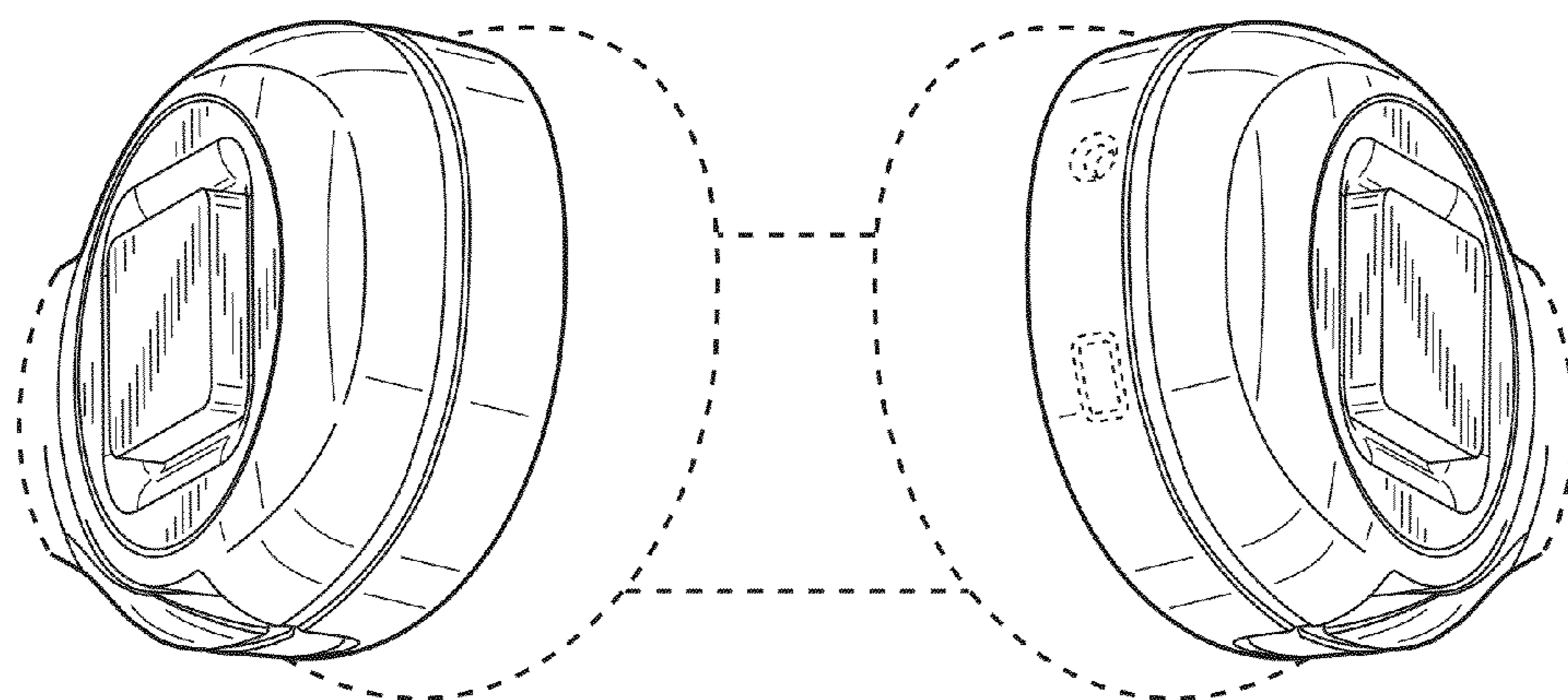
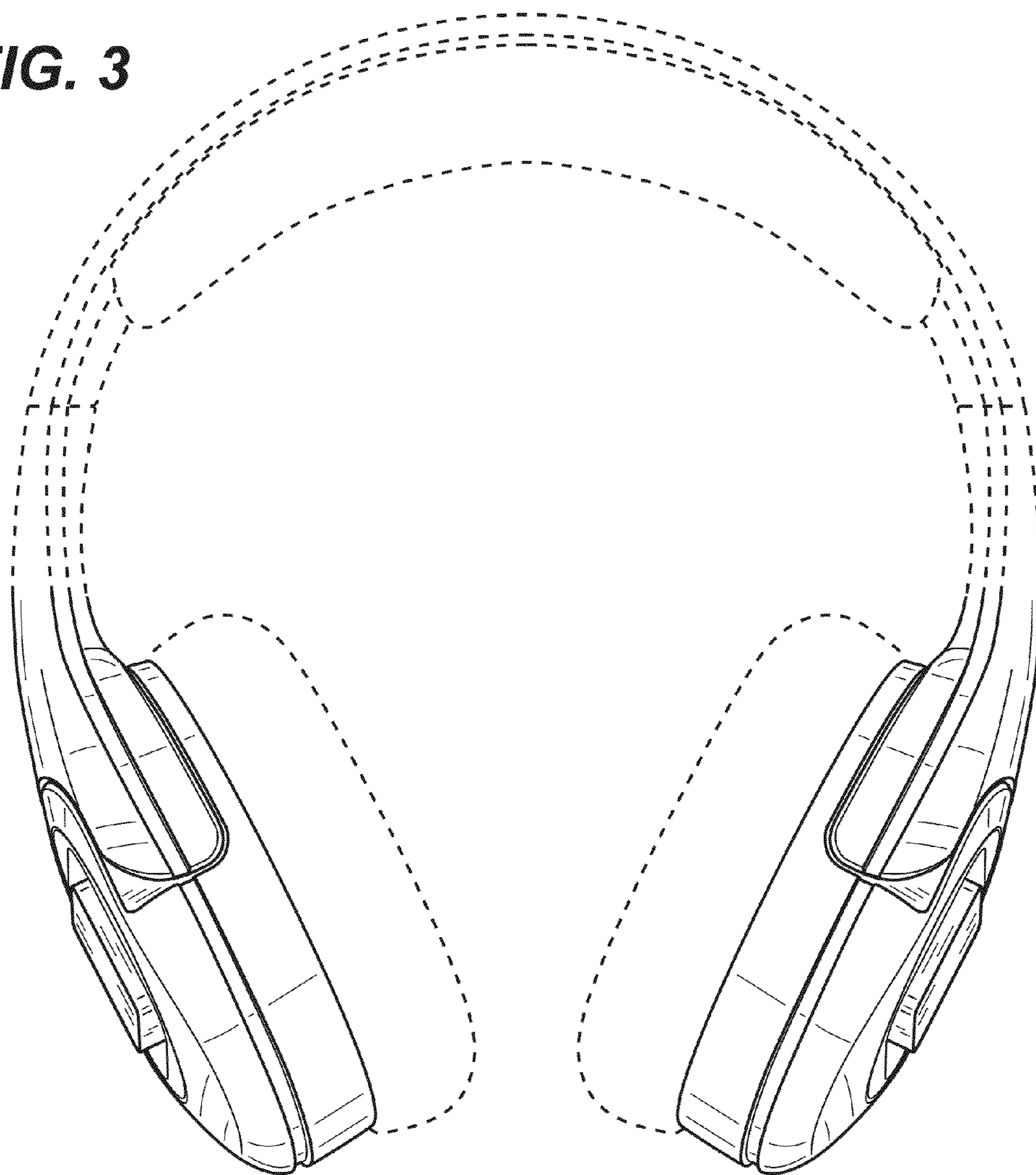






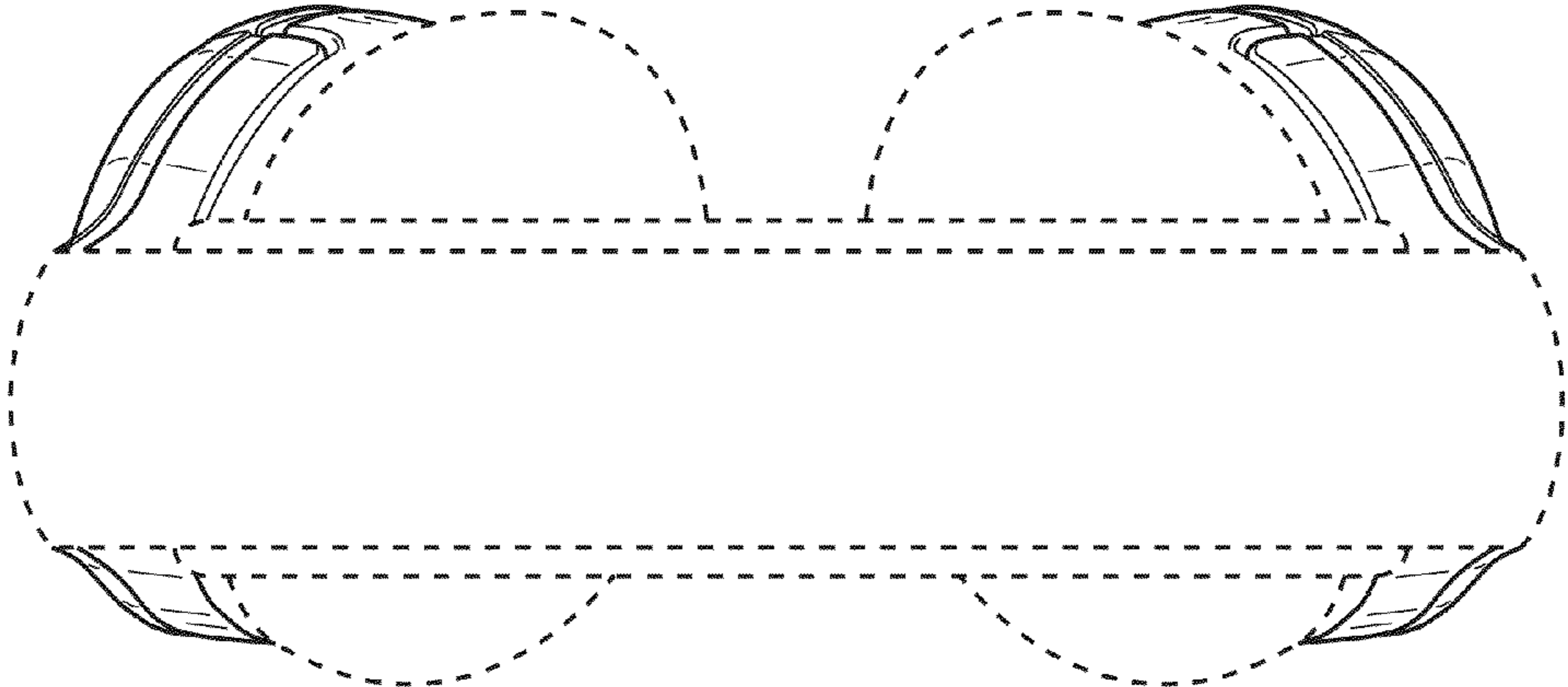
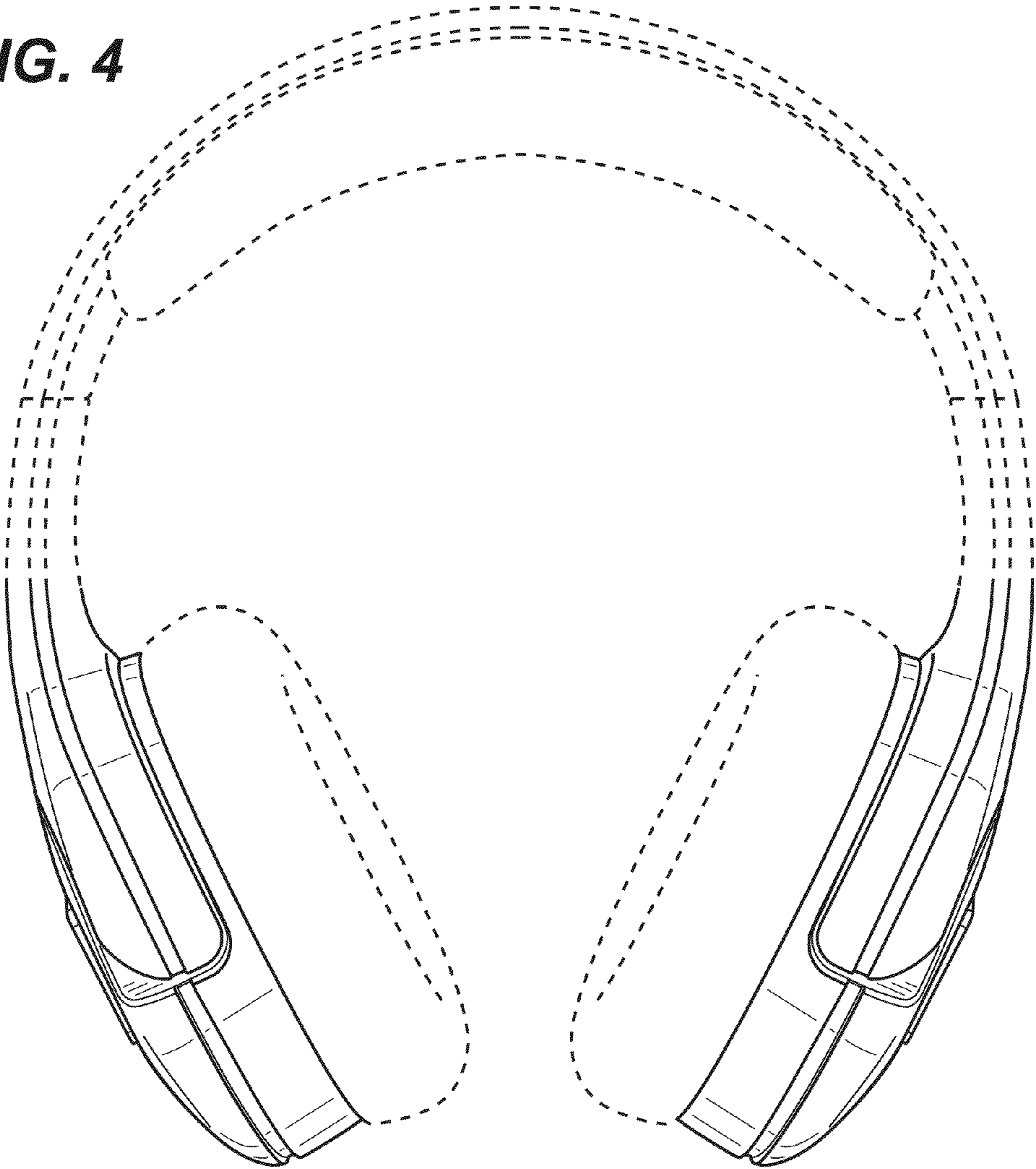
**FIG. 2**

**FIG. 3**

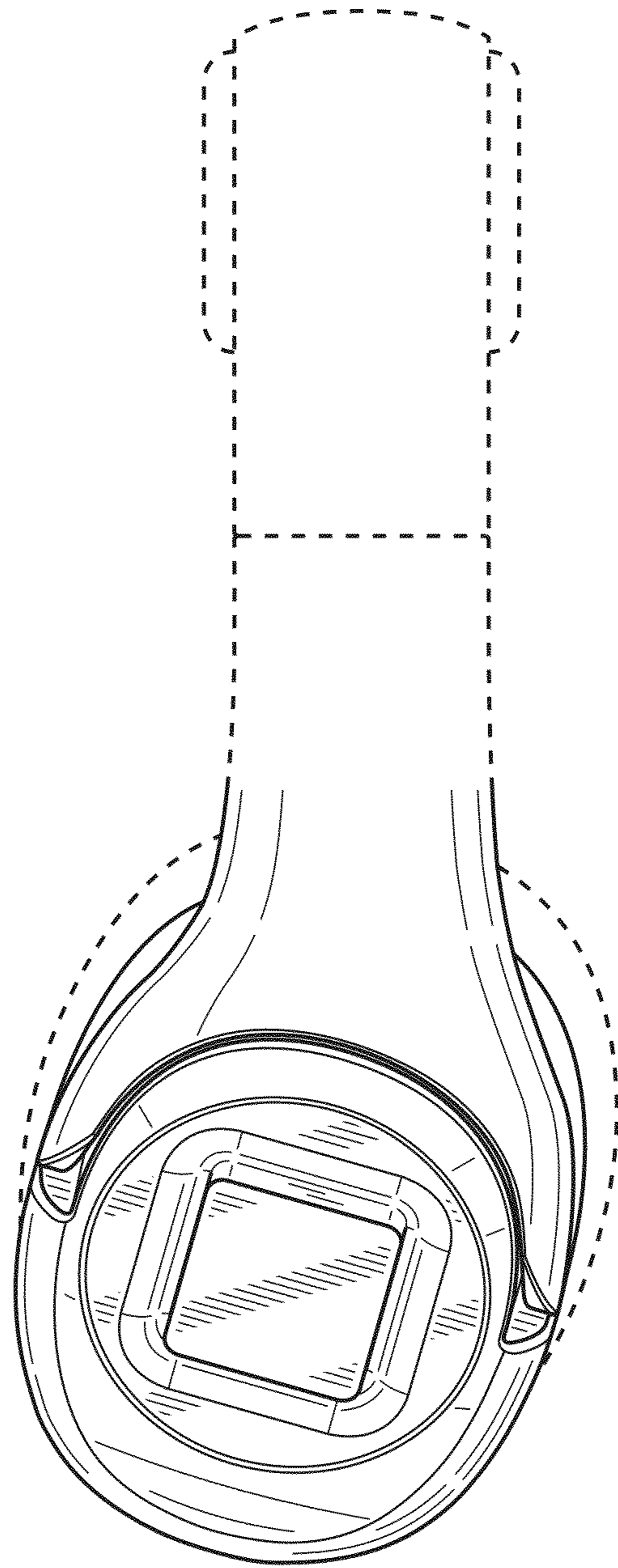


**FIG. 6**

**FIG. 4**



**FIG. 7**



**FIG. 5**