

US00D721051S

(12) **United States Design Patent**
Lee et al.

(10) **Patent No.:** **US D721,051 S**
(45) **Date of Patent:** **** Jan. 13, 2015**

(54) **CELLULAR PHONE**

(71) Applicant: **LG Electronics Inc.**, Seoul (KR)

(72) Inventors: **Donghwan Lee**, Gyeonggi-do (KR);
Hongsik Kim, Gyeonggi-do (KR)

(73) Assignee: **LG Electronics Inc.**, Seoul (KR)

(**) Term: **14 Years**

(21) Appl. No.: **29/455,005**

(22) Filed: **May 16, 2013**

(30) **Foreign Application Priority Data**

Nov. 22, 2012 (KR) 30-2012-0055924

(51) **LOC (10) Cl.** **14-03**

(52) **U.S. Cl.**
USPC **D14/138 G**

(58) **Field of Classification Search**
CPC H04M 1/0202; H04M 1/0235; H04M
1/0237; H04M 1/0239; H04M 2250/52
USPC D14/138 R, 138 AD, 138 AC, 138 C,
D14/138 G, 137, 341–347, 247–248
See application file for complete search history.

(56) **References Cited**

U.S. PATENT DOCUMENTS

D422,972 S * 4/2000 King D14/341
D556,178 S * 11/2007 Kim et al. D14/138 AD
D657,336 S * 4/2012 Nilsen et al. D14/138 G
D669,892 S * 10/2012 Hofer et al. D14/341
D678,232 S * 3/2013 Harmon et al. D14/138 G
D682,245 S * 5/2013 Harmon et al. D14/138 G
D685,338 S * 7/2013 Park et al. D14/138 G

D687,004 S * 7/2013 Behling D14/138 G
D688,221 S * 8/2013 Zuffo et al. D14/138 G
D696,217 S * 12/2013 Luo et al. D14/138 G
D705,747 S * 5/2014 Boucquey et al. D14/138 G
2008/0004085 A1* 1/2008 Jung et al. 455/566
2008/0297537 A1* 12/2008 Ishikawa et al. 345/690

OTHER PUBLICATIONS

Motorola Photon 4G, announced Jun. 2011, [online], [retrieved on Aug. 19, 2011]. Retrieved from Internet ,<URL: <http://www.gsmarena.com>>.*

Motorola XT760, announced Jun. 2012, [online], [retrieved on Aug. 21, 2012]. Retrieved from Internet ,<URL: <http://www.gsmarena.com>>.*

* cited by examiner

Primary Examiner — Bridget L Eland

(74) *Attorney, Agent, or Firm* — Morgan, Lewis & Bockius LLP

(57) **CLAIM**

The ornamental design for a cellular phone, as shown and described.

DESCRIPTION

FIG. 1 is a front, right side, perspective view of a cellular phone showing our new design;
FIG. 2 is a front view thereof;
FIG. 3 is a rear view thereof;
FIG. 4 is a left side view thereof;
FIG. 5 is a right side view thereof;
FIG. 6 is a top view thereof; and,
FIG. 7 is a bottom view thereof.

1 Claim, 6 Drawing Sheets

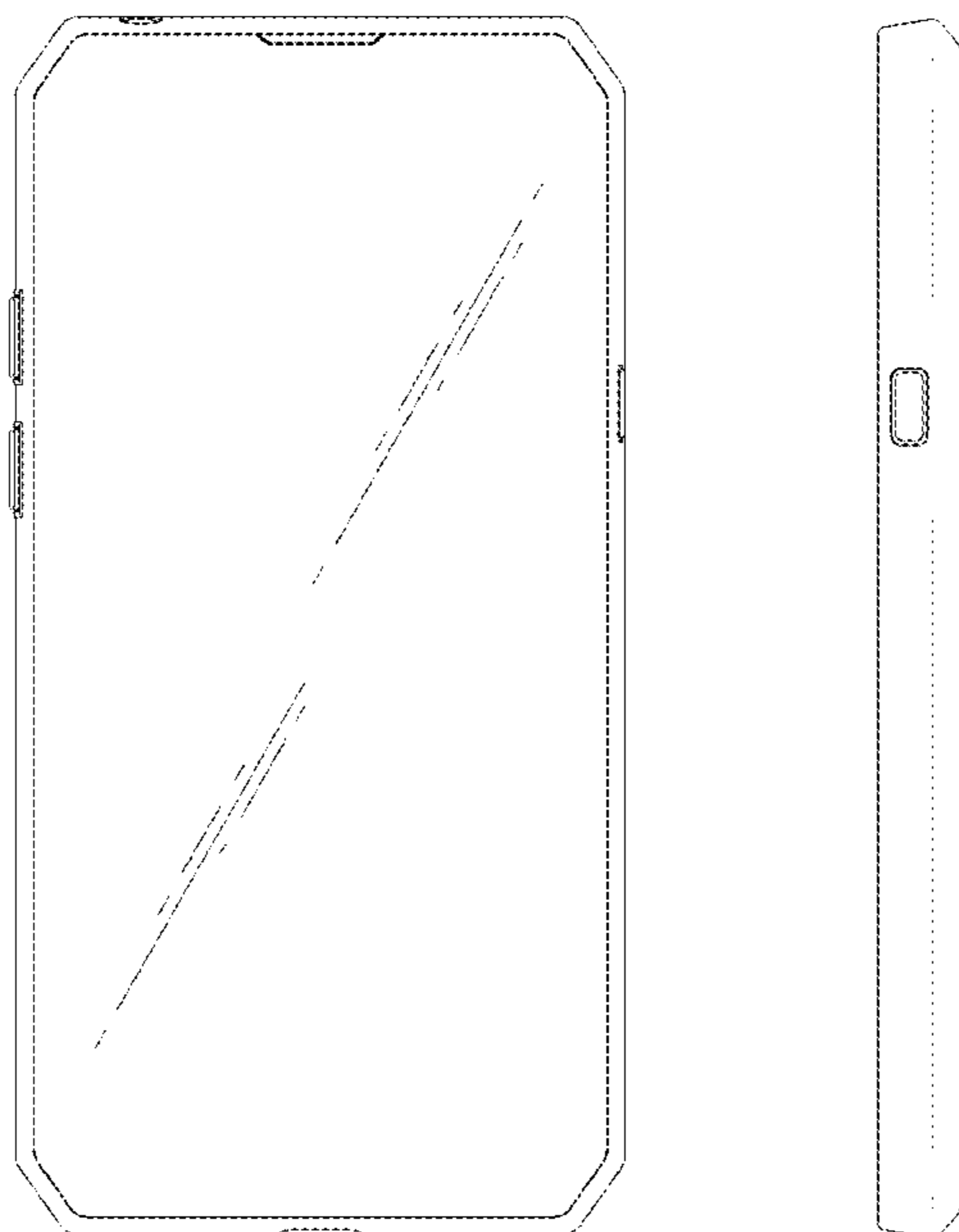


FIG. 1

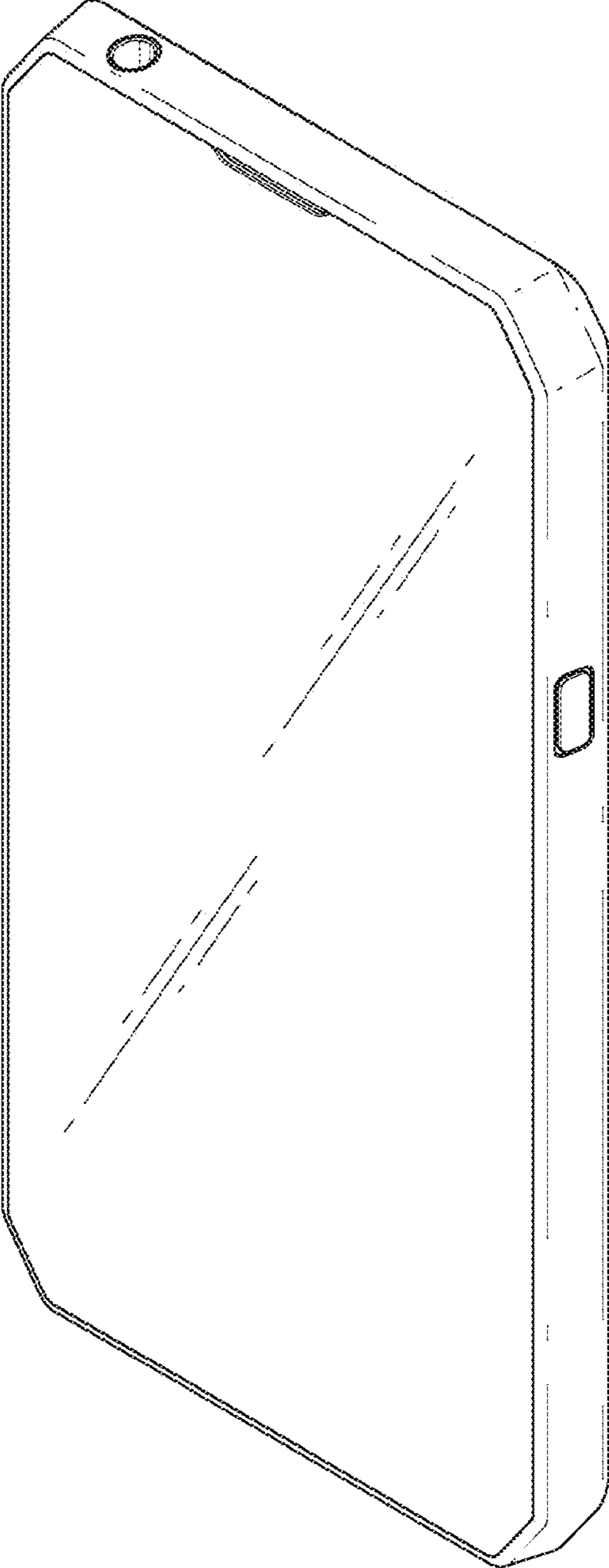


FIG. 2

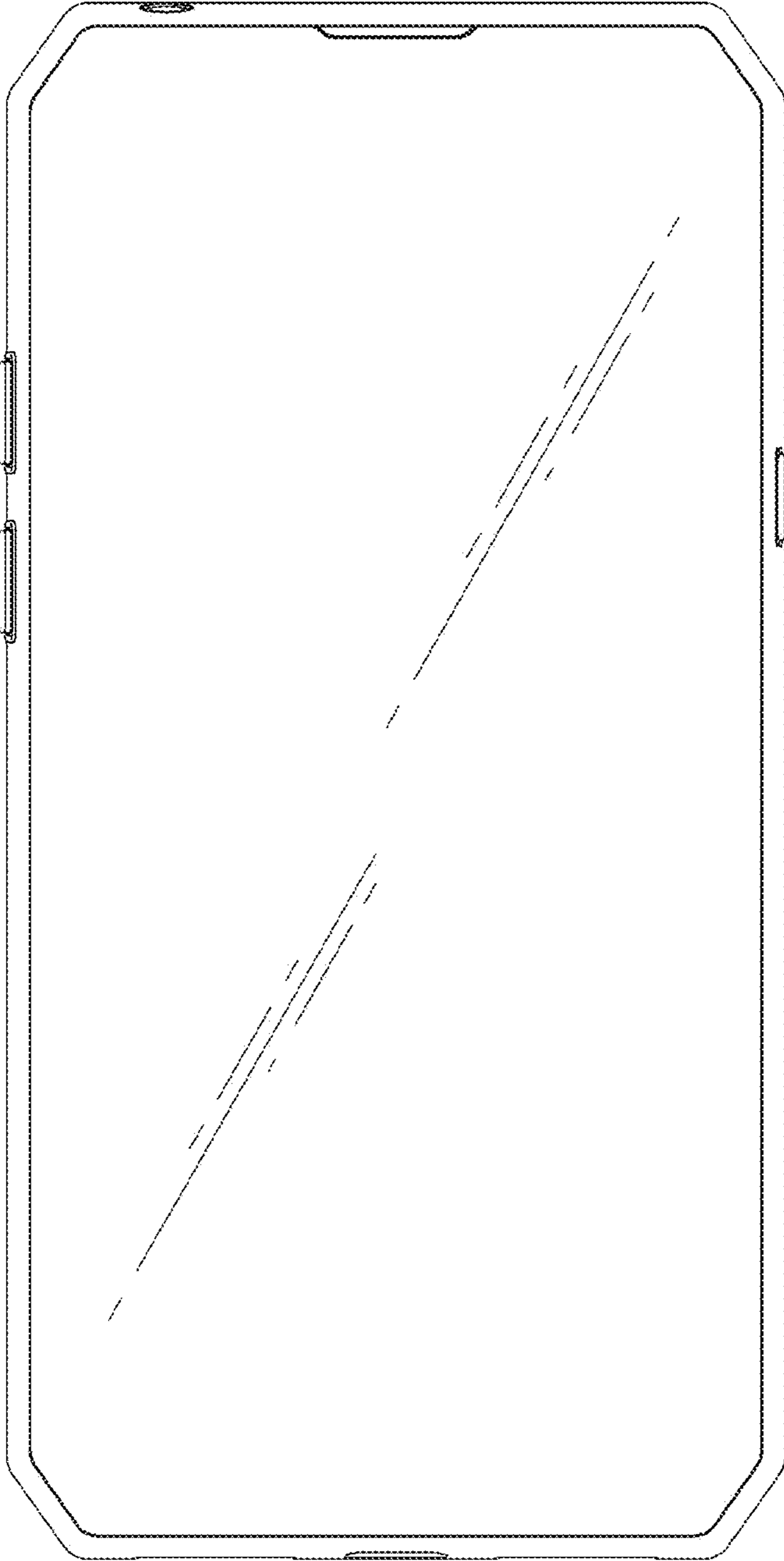


FIG. 3




FIG. 4

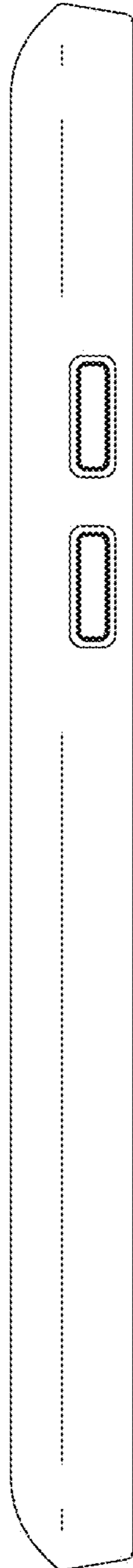


FIG. 5




FIG. 6

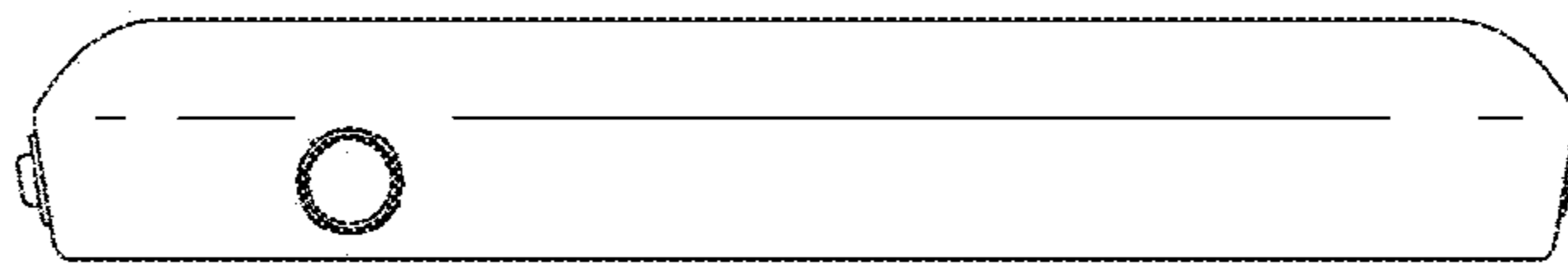


FIG. 7

