



US00D721025S

(12) **United States Design Patent**  
**Lu**

(10) **Patent No.:** **US D721,025 S**  
(45) **Date of Patent:** **\*\* \*Jan. 13, 2015**

- (54) **VEHICLE FLOOR MAT**
- (71) Applicant: **Packy Poda Inc.**, Tainan (TW)
- (72) Inventor: **Michael Lu**, Tainan (TW)
- (73) Assignee: **Packy Poda Inc.**, Tainan (TW)
- (\*) Notice: This patent is subject to a terminal disclaimer.
- (\*\*) Term: **14 Years**
- (21) Appl. No.: **29/484,525**
- (22) Filed: **Mar. 11, 2014**
- (51) **LOC (10) Cl.** ..... **12-16**
- (52) **U.S. Cl.**  
USPC ..... **D12/203**
- (58) **Field of Classification Search**  
CPC .. B60R 13/02; B60R 13/0815; B60R 13/083;  
B60R 22/22; B60N 3/04; B60N 3/042;  
B60N 3/044; B60N 3/06; A47G 27/00;  
A47G 27/04  
USPC ..... D6/582, 583, 585, 586, 592; D12/203;  
15/215, 216, 217; 280/163, 164.1  
See application file for complete search history.

D232,536 S *	8/1974	Krusinski et al. ....	D12/203
D232,539 S *	8/1974	Krusinski et al. ....	D12/203
D403,911 S *	1/1999	Wang .....	D6/582
D432,477 S *	10/2000	Gorodetsky .....	D12/203
D436,784 S *	1/2001	Iacovelli et al. ....	D12/203
D438,152 S *	2/2001	Hussaini et al. ....	D12/203
D450,025 S *	11/2001	Lu .....	D12/203
D472,511 S *	4/2003	Lu .....	D12/203
D509,781 S *	9/2005	Hussaini et al. ....	D12/203
D561,080 S *	2/2008	Soshkin .....	D12/203
D697,465 S *	1/2014	Lu .....	D12/203
D701,155 S *	3/2014	Lu .....	D12/203
D703,976 S *	5/2014	Mauro .....	D6/592

\* cited by examiner

*Primary Examiner* — Deanna L Pratt

*Assistant Examiner* — Natasha Vujcic

(74) *Attorney, Agent, or Firm* — Alan D. Kamrath; Kamrath IP Lawfirm, P.A.

(57) **CLAIM**

The ornamental design for a vehicle floor mat, as shown and described.

**DESCRIPTION**

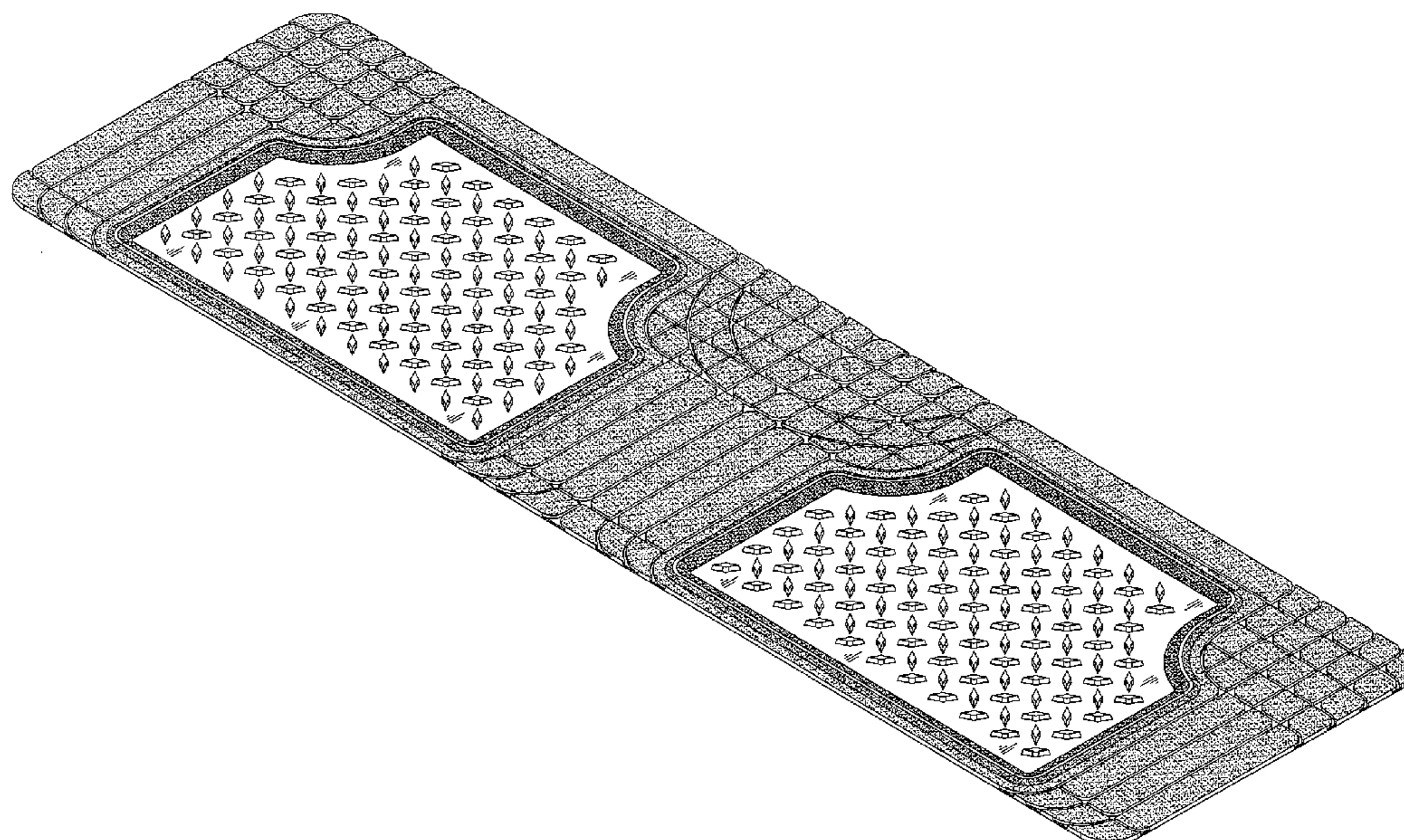
FIG. 1 is a perspective view of a vehicle floor mat showing my design;  
 FIG. 2 is a front elevational view thereof;  
 FIG. 3 is a rear elevational view thereof;  
 FIG. 4 is a left side elevational view thereof;  
 FIG. 5 is a right side elevational view thereof;  
 FIG. 6 is a top plan view thereof; and,  
 FIG. 7 is a bottom plan view thereof.

**1 Claim, 5 Drawing Sheets**

(56) **References Cited**

**U.S. PATENT DOCUMENTS**

D194,347 S *	1/1963	Gerber .....	D12/203
D195,250 S *	5/1963	Cusick .....	D12/203





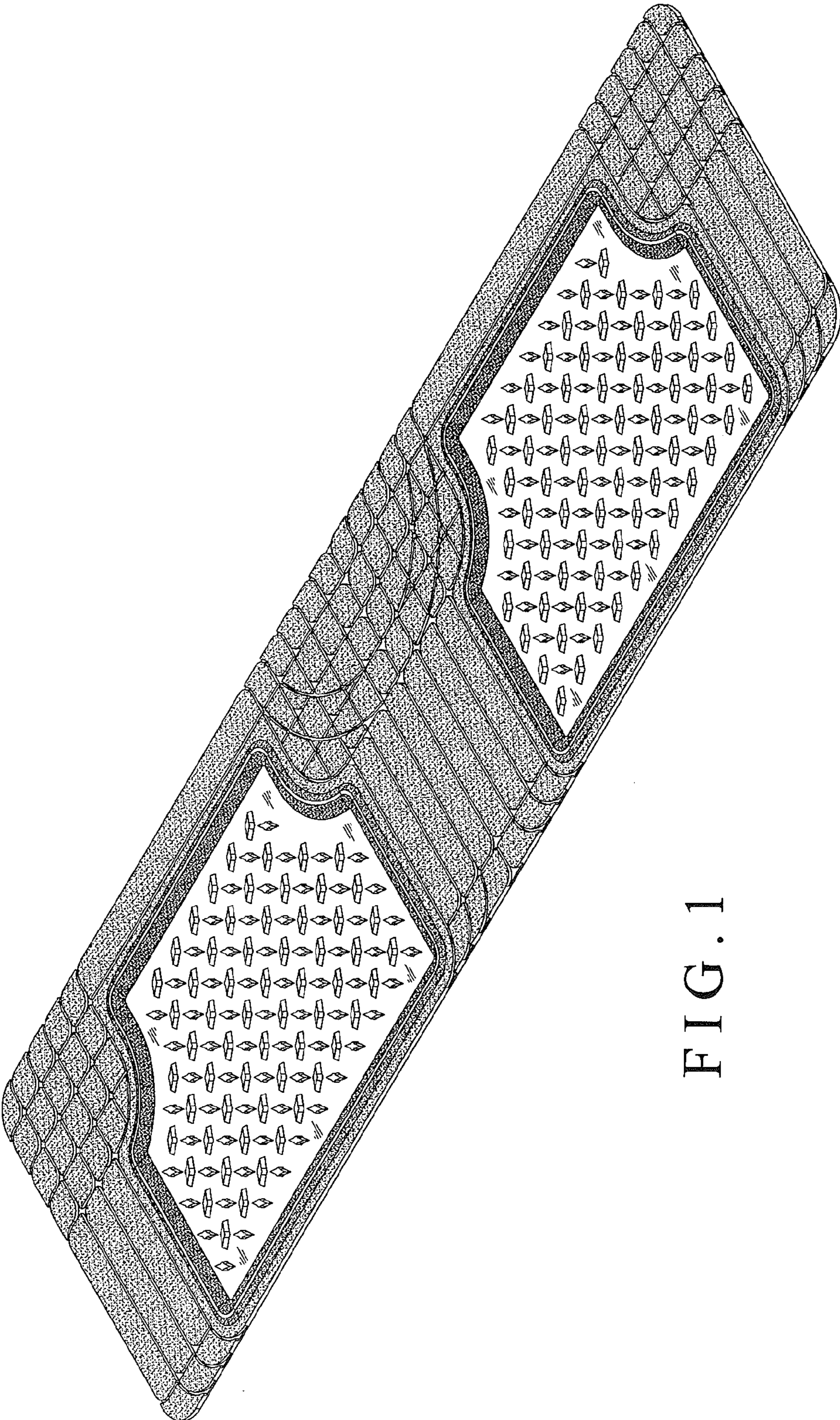


FIG. 1



FIG. 2



FIG. 3



FIG. 4



FIG. 5



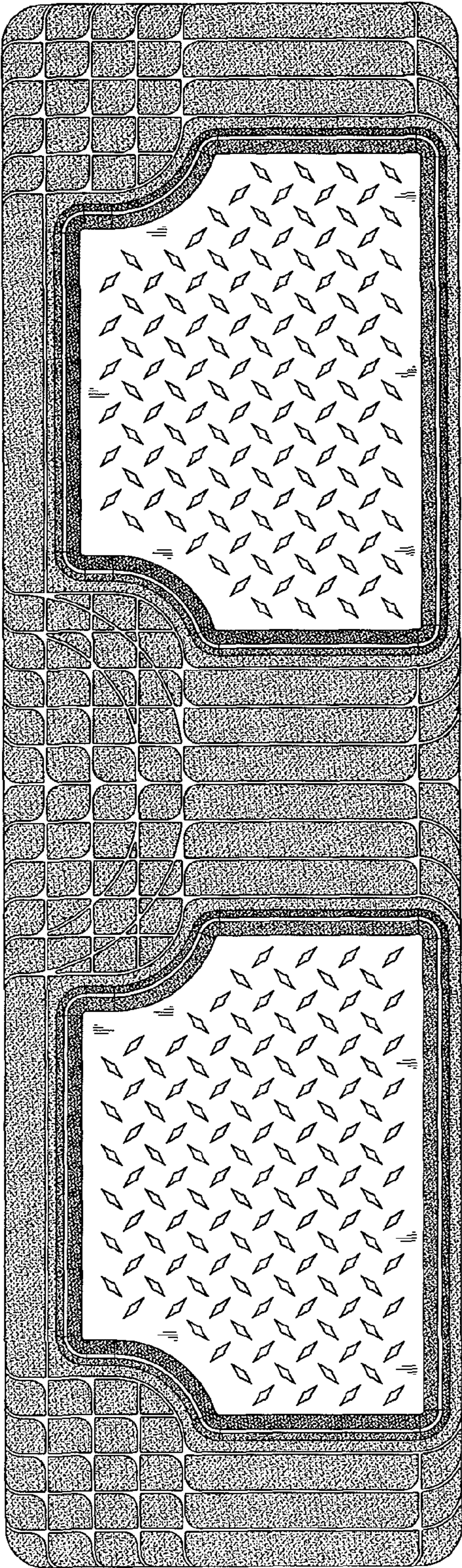


FIG. 6



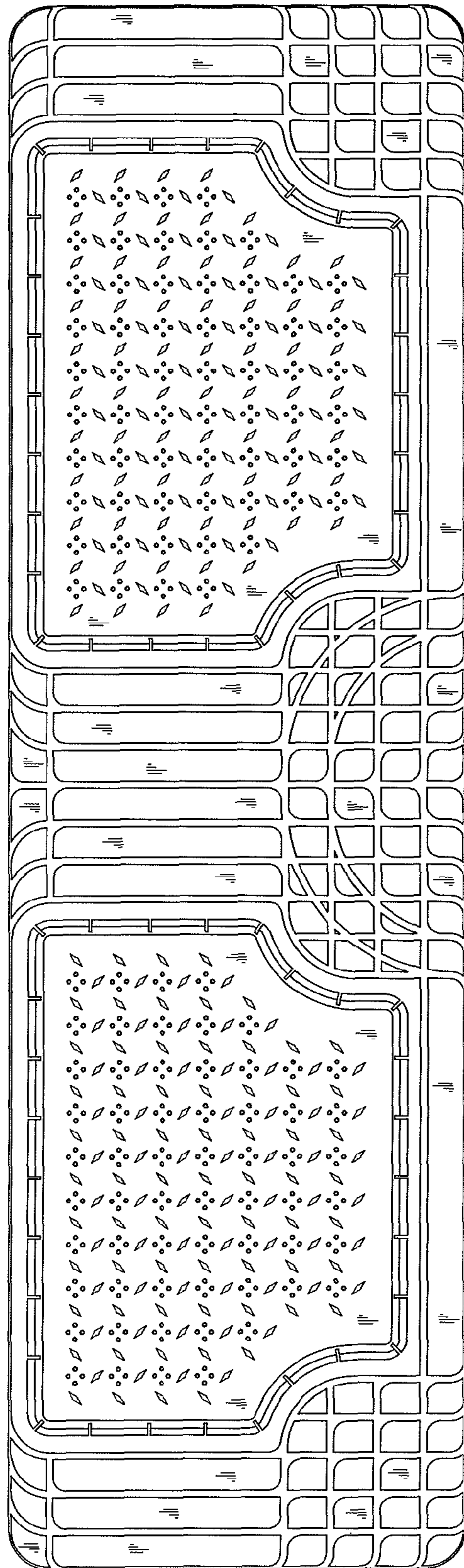


FIG. 7