



US00D721011S

(12) **United States Design Patent**
Heisler

(10) **Patent No.:** **US D721,011 S**

(45) **Date of Patent:** **** Jan. 13, 2015**

(54) **ZIPPER ORNAMENT**

(71) Applicant: **Lawrence Heisler**, Chicago, IL (US)

(72) Inventor: **Lawrence Heisler**, Chicago, IL (US)

(**) Term: **14 Years**

(21) Appl. No.: **29/473,777**

(22) Filed: **Nov. 26, 2013**

(51) **LOC (10) Cl.** **02-07**

(52) **U.S. Cl.**
USPC **D11/221**

(58) **Field of Classification Search**
CPC A44B 19/00; A44B 19/02; A44B 19/04;
A44B 19/10; A44B 19/24; A44B 19/26;
A44B 19/30
USPC D11/200–201, 221; 24/381–383,
24/385–387, 414–431, 4; 2/265; D2/641;
294/2, 3.6; 223/111
See application file for complete search history.

(56) **References Cited**

U.S. PATENT DOCUMENTS

D378,581 S * 3/1997 Stojanovic D11/95
D487,780 S * 3/2004 White D20/23

D513,394 S * 1/2006 Lecut D11/116
D538,350 S * 3/2007 Lorenzen D20/22
D555,205 S * 11/2007 Strong D20/10
D625,758 S * 10/2010 Brown et al. D20/28
D667,226 S * 9/2012 Levy D5/63
D690,228 S * 9/2013 Pena D11/221
D690,229 S * 9/2013 Pena D11/221

* cited by examiner

Primary Examiner — Ralf Seifert

(74) *Attorney, Agent, or Firm* — Vedder Price P.C.

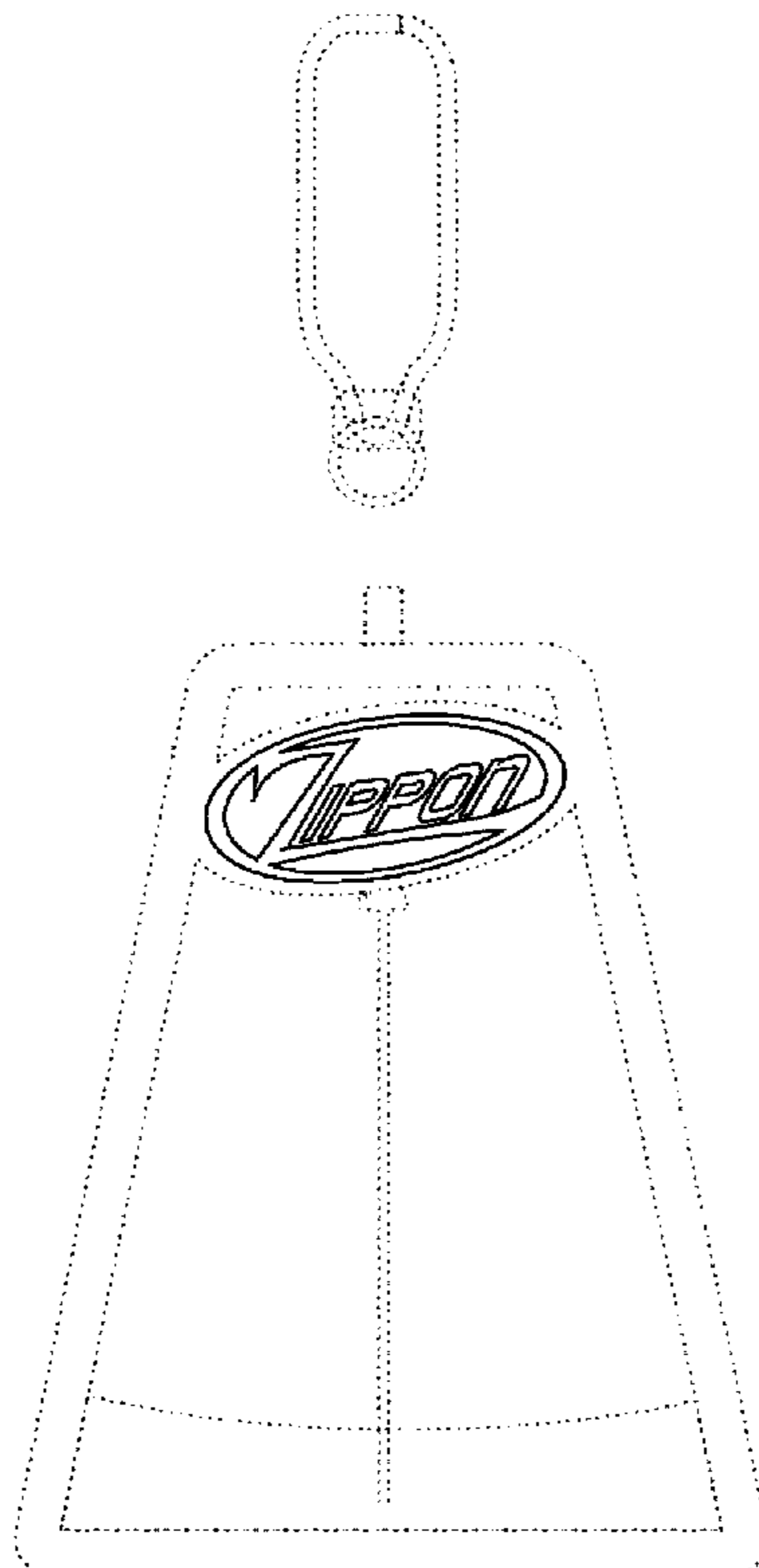
(57) **CLAIM**

The ornamental design of the zipper ornament, as shown and described.

DESCRIPTION

FIG. 1 is a front view of the zipper ornament;
FIG. 2 is a rear view of the zipper ornament of FIG. 1;
FIG. 3 is a side view of the zipper ornament of FIG. 1;
FIG. 4 is a side view of the zipper ornament of FIG. 1;
FIG. 5 is a top view of the zipper ornament of FIG. 1; and,
FIG. 6 is a bottom view of the zipper ornament of FIG. 1.
The broken line portions of the drawings are for illustrative purposes only and form no part of the claimed design.

1 Claim, 3 Drawing Sheets



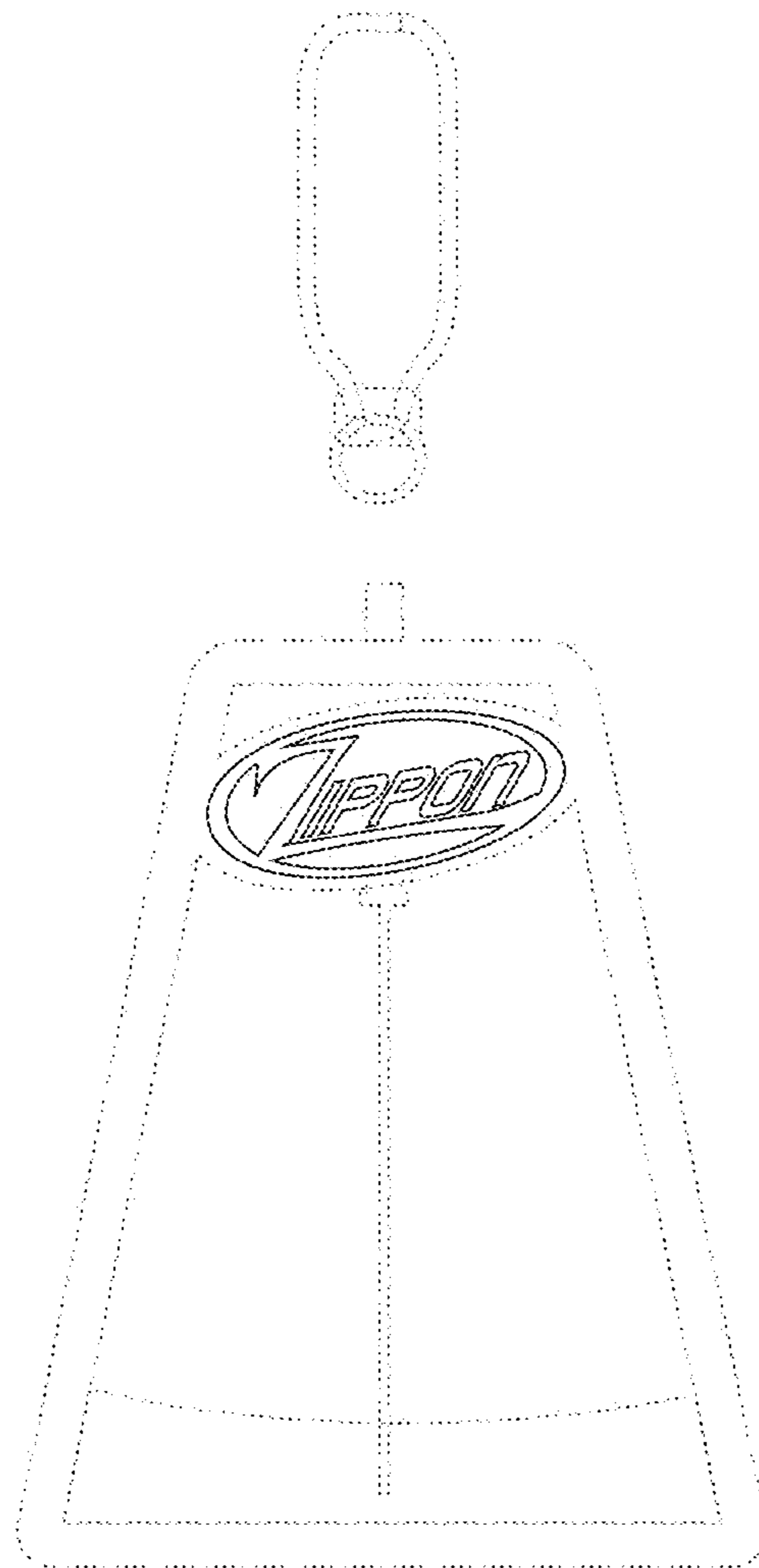


FIG. 1

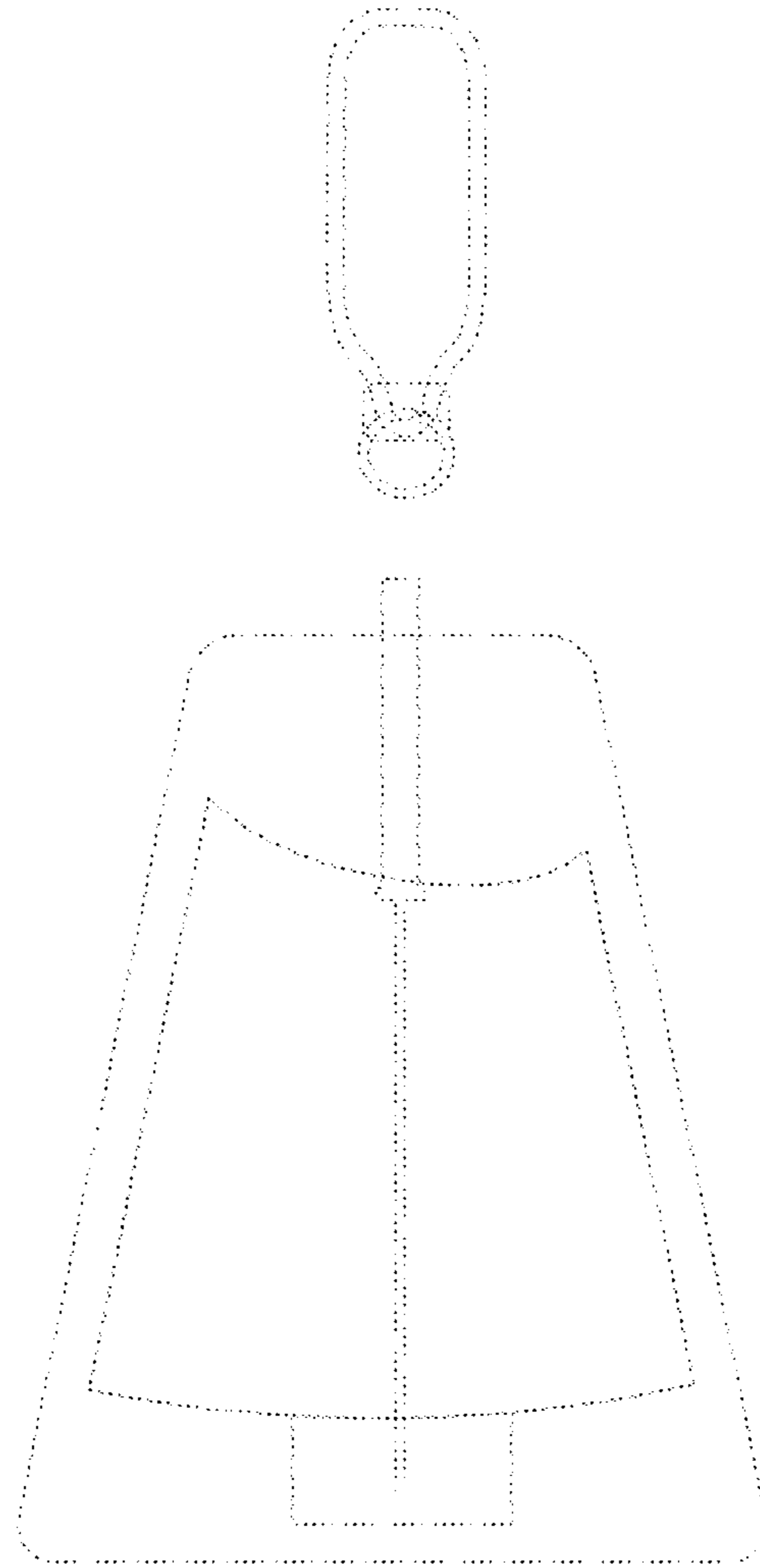


FIG. 2



FIG. 3

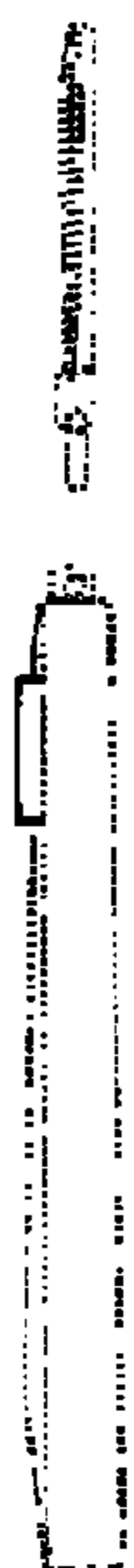


FIG. 4



FIG. 5




FIG. 6