



US00D720986S

(12) **United States Design Patent**  
**Citterio**

(10) **Patent No.:** **US D720,986 S**

(45) **Date of Patent:** **\*\* Jan. 13, 2015**

(54) **HOOK**

(71) Applicant: **Hansgrohe SE**, Schiltach (DE)

(72) Inventor: **Antonio Citterio**, Milan (IT)

(73) Assignee: **Hansgrohe SE**, Schiltach (DE)

(\*\*) Term: **14 Years**

(21) Appl. No.: **29/491,894**

(22) Filed: **May 27, 2014**

(30) **Foreign Application Priority Data**

Dec. 3, 2013 (EM) ..... 001391742-0009

(51) **LOC (10) Cl.** ..... **08-05**

(52) **U.S. Cl.**  
USPC ..... **D8/367; D3/260**

(58) **Field of Classification Search**  
CPC ..... A47G 1/00; A47G 25/00  
USPC ..... D8/367, 354, 349, 373; D6/323;  
248/301-304, 339; D11/26  
See application file for complete search history.

(56) **References Cited**

**U.S. PATENT DOCUMENTS**

448,224 A \* 3/1891 Glover ..... 29/7  
D343,066 S \* 1/1994 Hsu ..... D6/323  
D364,045 S 11/1995 Starck  
D401,840 S \* 12/1998 Goodman et al. .... D8/367  
D473,453 S \* 4/2003 Goodman et al. .... D8/367  
D493,093 S \* 7/2004 Goodman et al. .... D8/367  
D516,325 S \* 3/2006 Goodman et al. .... D6/323

D540,659 S \* 4/2007 Schmidt ..... D8/372  
D540,943 S \* 4/2007 Edwards ..... D24/128  
D546,168 S \* 7/2007 Marvin ..... D8/367  
D609,995 S \* 2/2010 Hager et al. .... D8/367  
D672,224 S \* 12/2012 Brinson et al. .... D8/367  
D697,388 S \* 1/2014 Pan ..... D8/367  
D715,626 S \* 10/2014 Pan ..... D8/367

**FOREIGN PATENT DOCUMENTS**

EM 000418033-0002 10/2005  
EM 001007314-0005 9/2008  
EM 001200117-0003 3/2010  
EM 001318273-0019 3/2012  
EM 001318273-0023 3/2012

\* cited by examiner

*Primary Examiner* — Cynthia Underwood

(74) *Attorney, Agent, or Firm* — Lora J. Graentzdoerffer

(57) **CLAIM**

The ornamental design for a hook, as shown and described.

**DESCRIPTION**

FIG. 1 is a perspective view of a hook showing my design;  
FIG. 2 is a front elevational view;  
FIG. 3 is a rear elevational view;  
FIG. 4 is a left side elevational view;  
FIG. 5 is a right side elevational view;  
FIG. 6 is a top plan view; and,  
FIG. 7 is a bottom plan view.

The broken lines in the drawings represent unclaimed portions of the design and form no part of the claimed design.

**1 Claim, 7 Drawing Sheets**

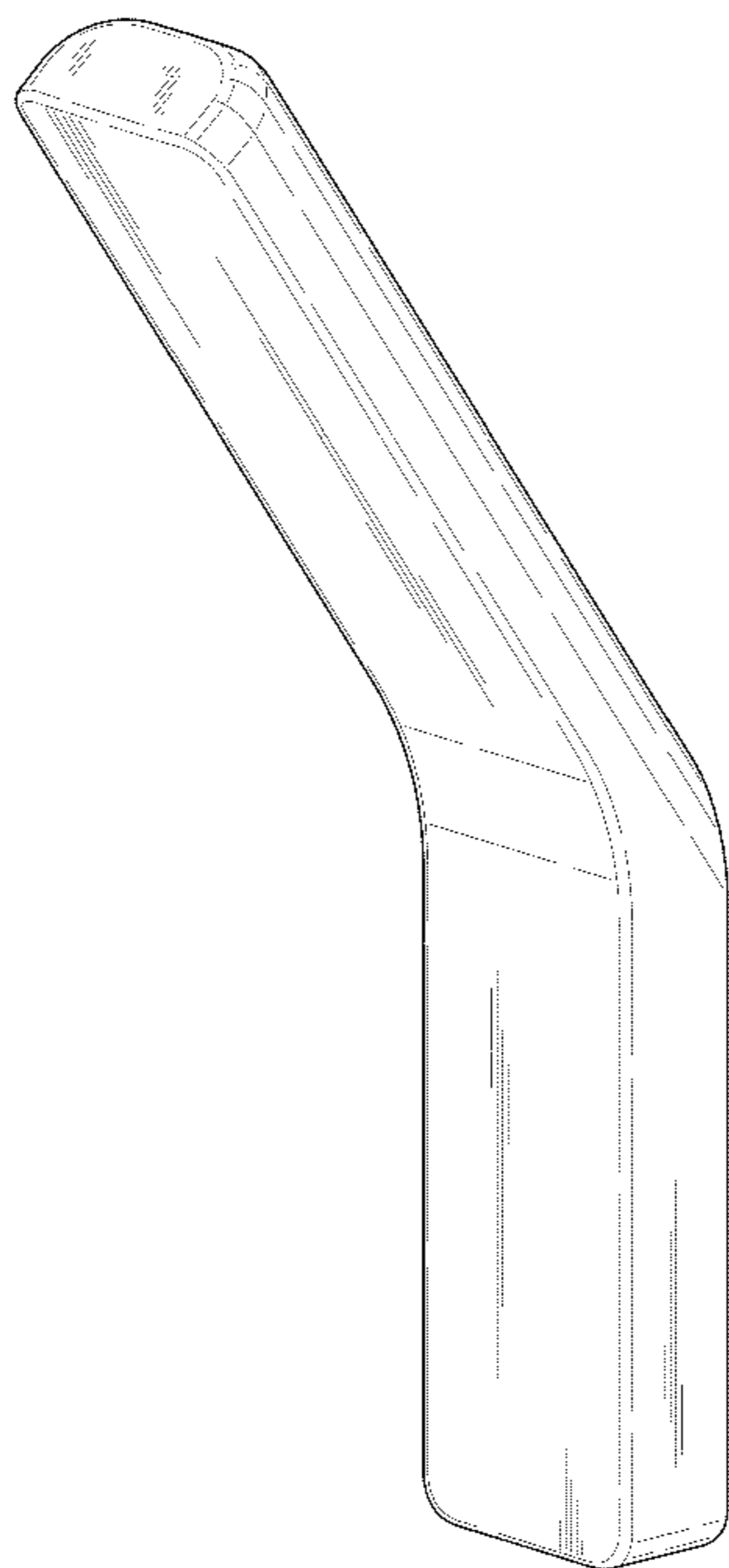


FIG. 1

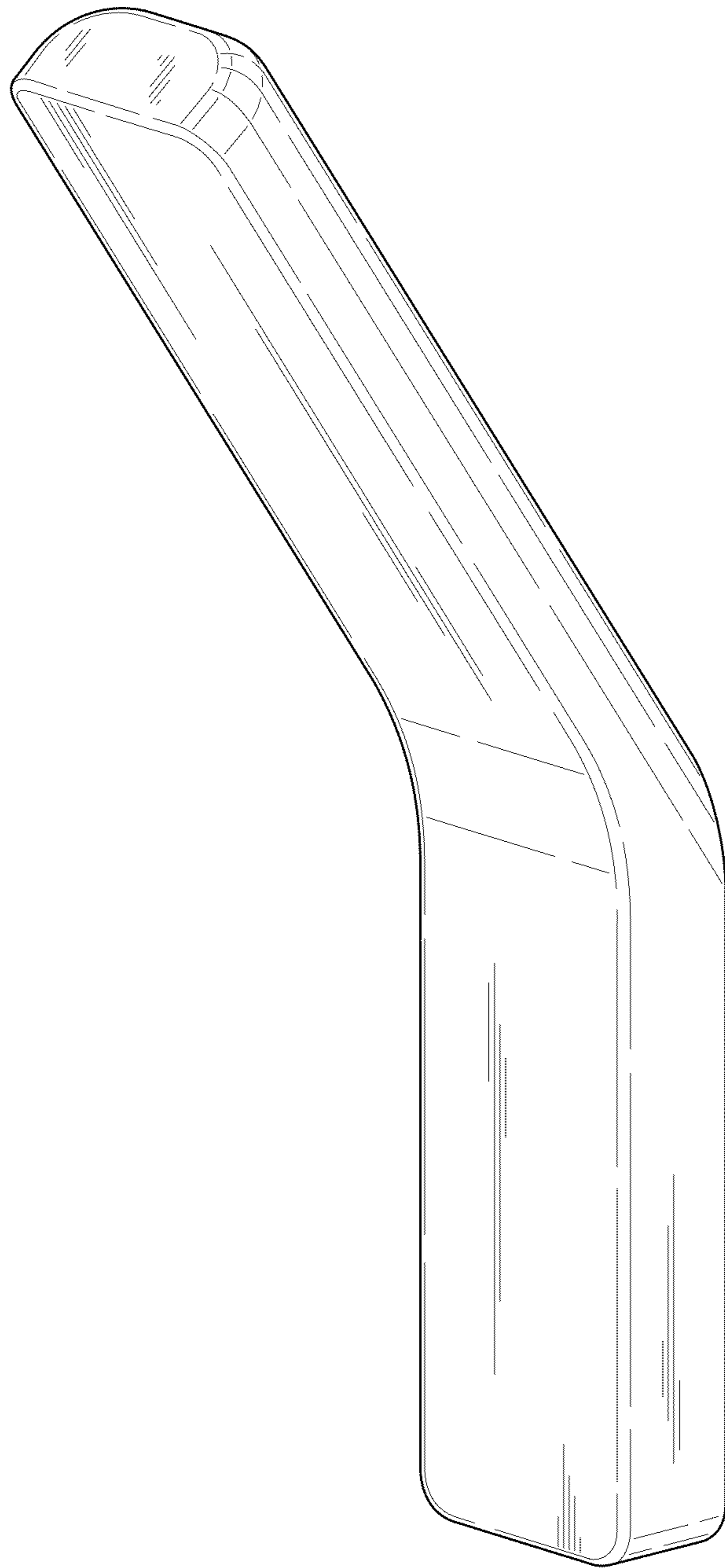


FIG. 2




FIG. 3

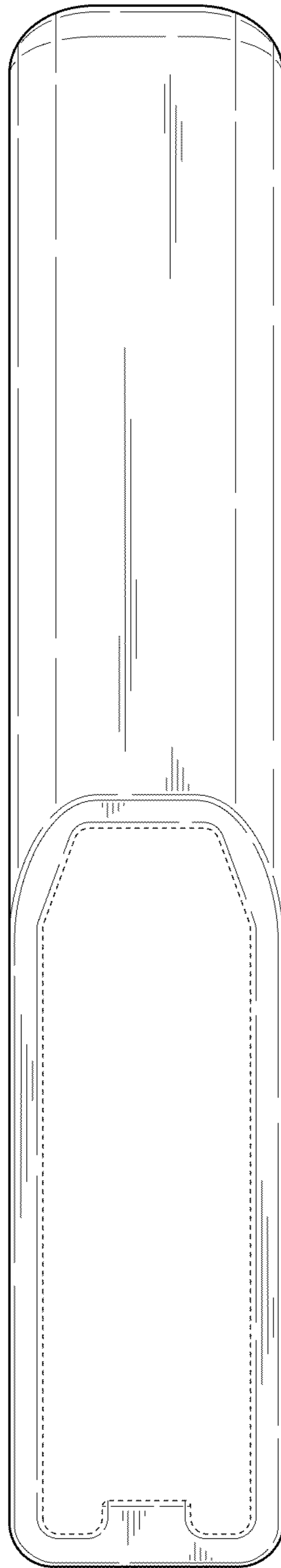


FIG. 4

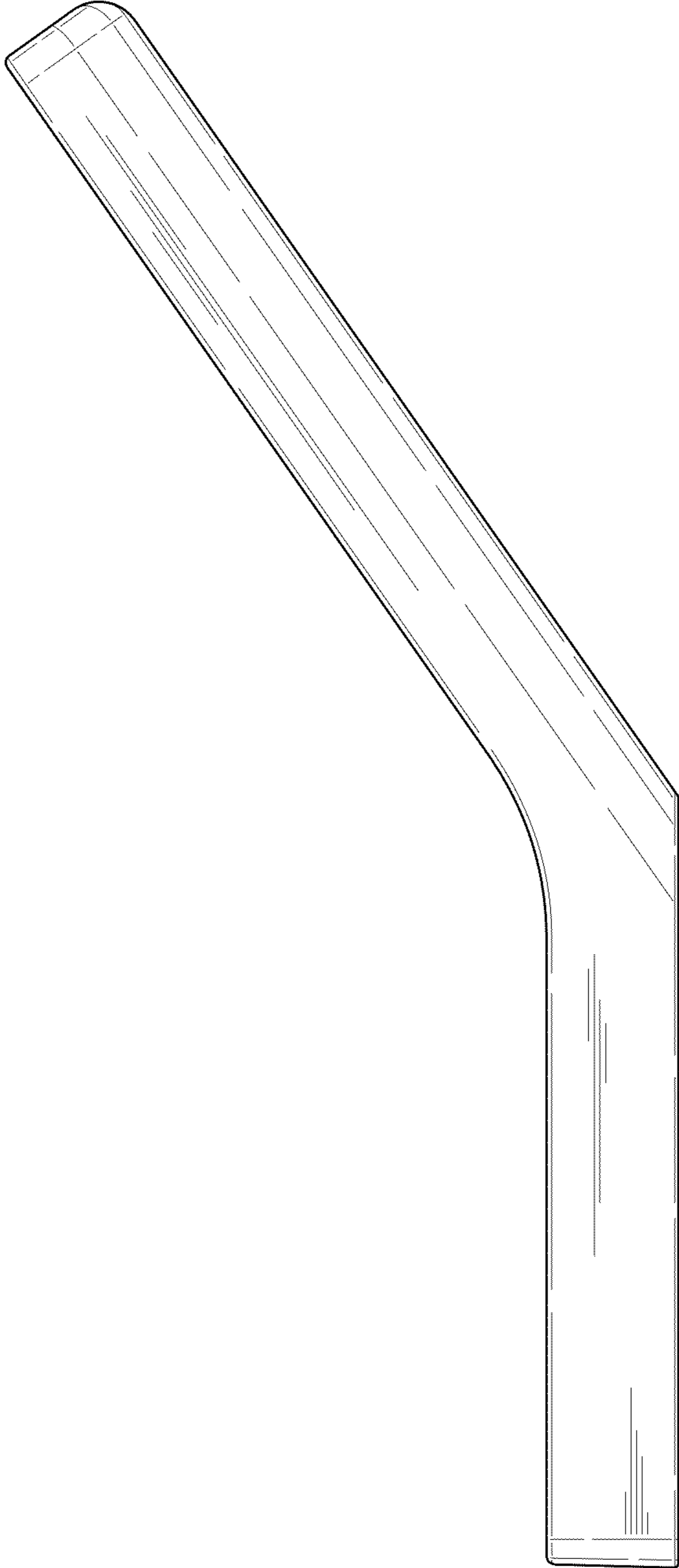


FIG. 5

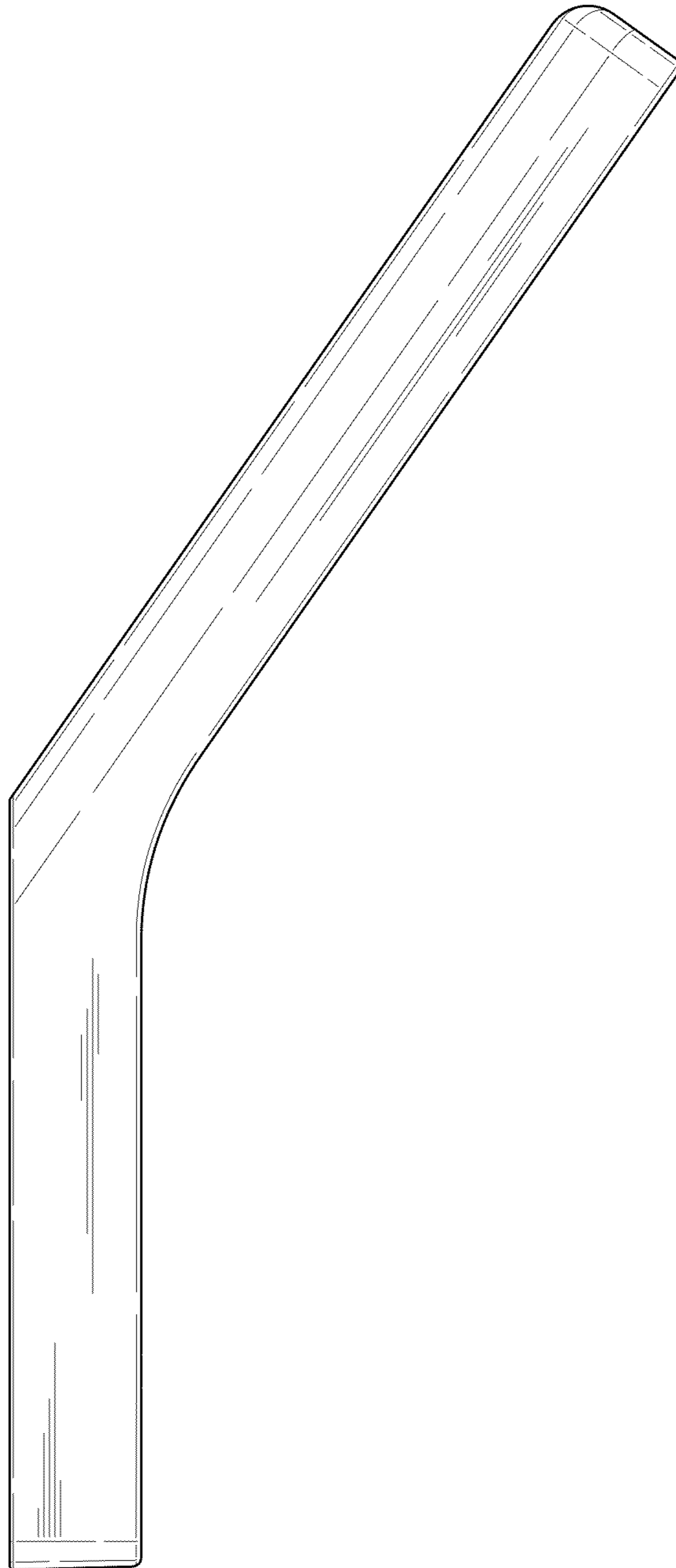


FIG. 6

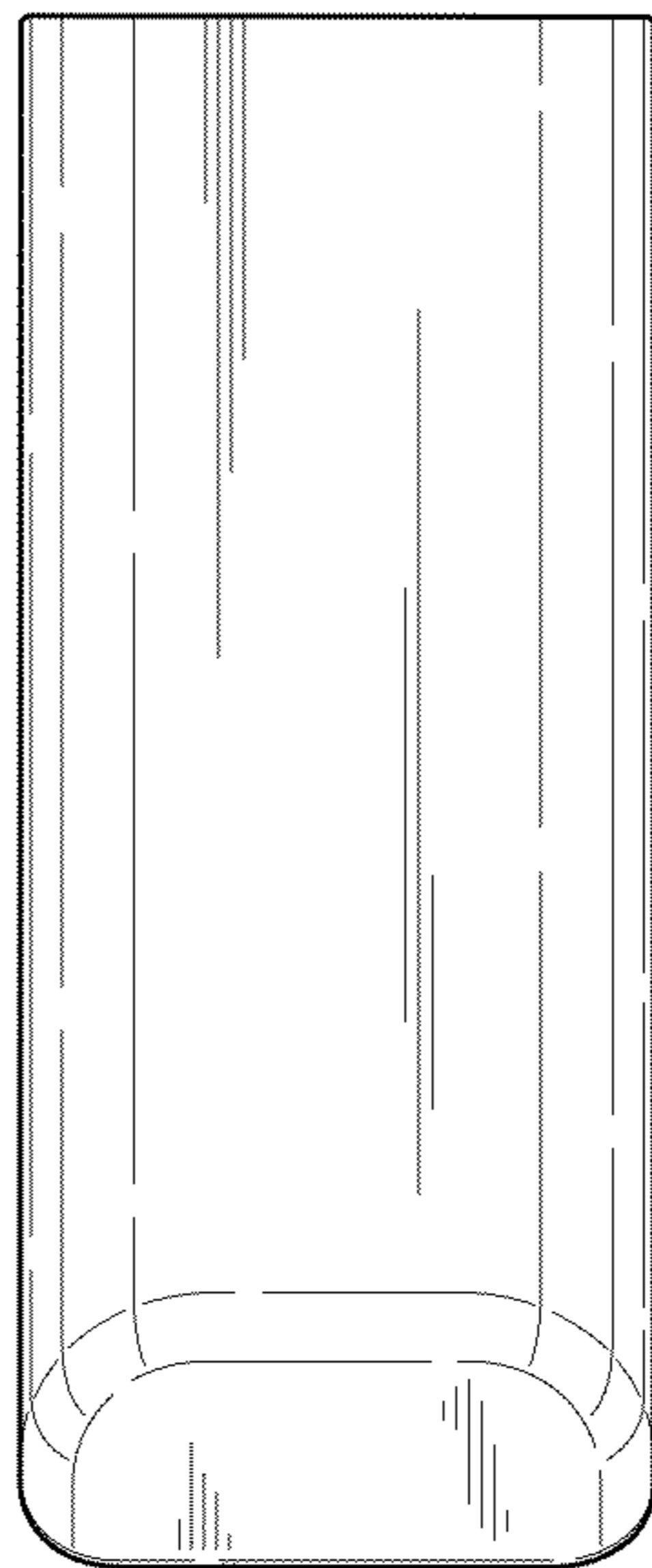


FIG. 7

