



US00D720980S

(12) **United States Design Patent**
Kaishian et al.

(10) **Patent No.:** **US D720,980 S**

(45) **Date of Patent:** **** Jan. 13, 2015**

(54) **ECLIPSE CABINET PULL**

(71) Applicants: **Steven Kaishian**, Wauwatosa, WI (US);
Pamela Anderson, Wauwatosa, WI (US)

(72) Inventors: **Steven Kaishian**, Wauwatosa, WI (US);
Pamela Anderson, Wauwatosa, WI (US)

(**) Term: **14 Years**

(21) Appl. No.: **29/473,043**

(22) Filed: **Nov. 18, 2013**

(51) **LOC (10) Cl.** **08-06**

(52) **U.S. Cl.**
USPC **D8/313; D8/300**

(58) **Field of Classification Search**
CPC A47B 95/02
USPC D8/313, 300, 400, 403, 321, 322, 343;
D6/705.5; D21/500, 480, 484, 501;
16/110.1, 413, 414, 415, 416, 443,
16/402; D25/114, 116, 117, 118;
52/288.1, 287.1; 292/347, 336.3;
70/78, 80, 95, 97

See application file for complete search history.

(56) **References Cited**

U.S. PATENT DOCUMENTS

D30,321 S *	3/1899	Smith	D8/71
D32,994 S *	7/1900	Greene	D8/343
1,099,387 A *	6/1914	Mather et al.	70/104
1,436,287 A *	11/1922	Penney	16/443
1,761,582 A *	6/1930	Pelton	16/443
D100,871 S *	8/1936	Marcus	D8/300
2,093,341 A *	9/1937	Reiche	446/104
2,132,647 A *	10/1938	Robins	446/94
2,457,312 A *	12/1948	Kramer	49/490.1
D175,844 S *	10/1955	Levine	D8/338
D181,785 S *	12/1957	Duvall	D8/306
D182,170 S *	2/1958	Fink	D8/404
D212,687 S *	11/1968	Fabs	D8/400

3,430,404 A *	3/1969	Muse	52/439
3,524,215 A *	8/1970	Kurtz	16/443
3,623,757 A *	11/1971	Schlage	292/1
D225,006 S *	10/1972	Muse	D25/117
D272,714 S *	2/1984	LeGrand	D8/301
4,474,504 A *	10/1984	Whitman et al.	405/16
4,547,160 A *	10/1985	Labelle	434/195
4,805,860 A *	2/1989	Holmstrom	248/220.1
4,825,612 A *	5/1989	Tupman	52/371
D333,967 S *	3/1993	Shepherd	D8/313
D402,529 S *	12/1998	Husted	D8/313
D441,576 S *	5/2001	Foster	D6/509
D445,664 S *	7/2001	Foster	D8/301
D459,622 S *	7/2002	Lio et al.	D6/510
D507,959 S *	8/2005	Mottini	D8/354
D583,220 S *	12/2008	Ni	D8/353
7,681,372 B2 *	3/2010	Rissone	52/717.01
D705,639 S *	5/2014	Kaishian et al.	D8/313
D706,618 S *	6/2014	Brenghause et al.	D8/400

* cited by examiner

Primary Examiner — Paula Greene

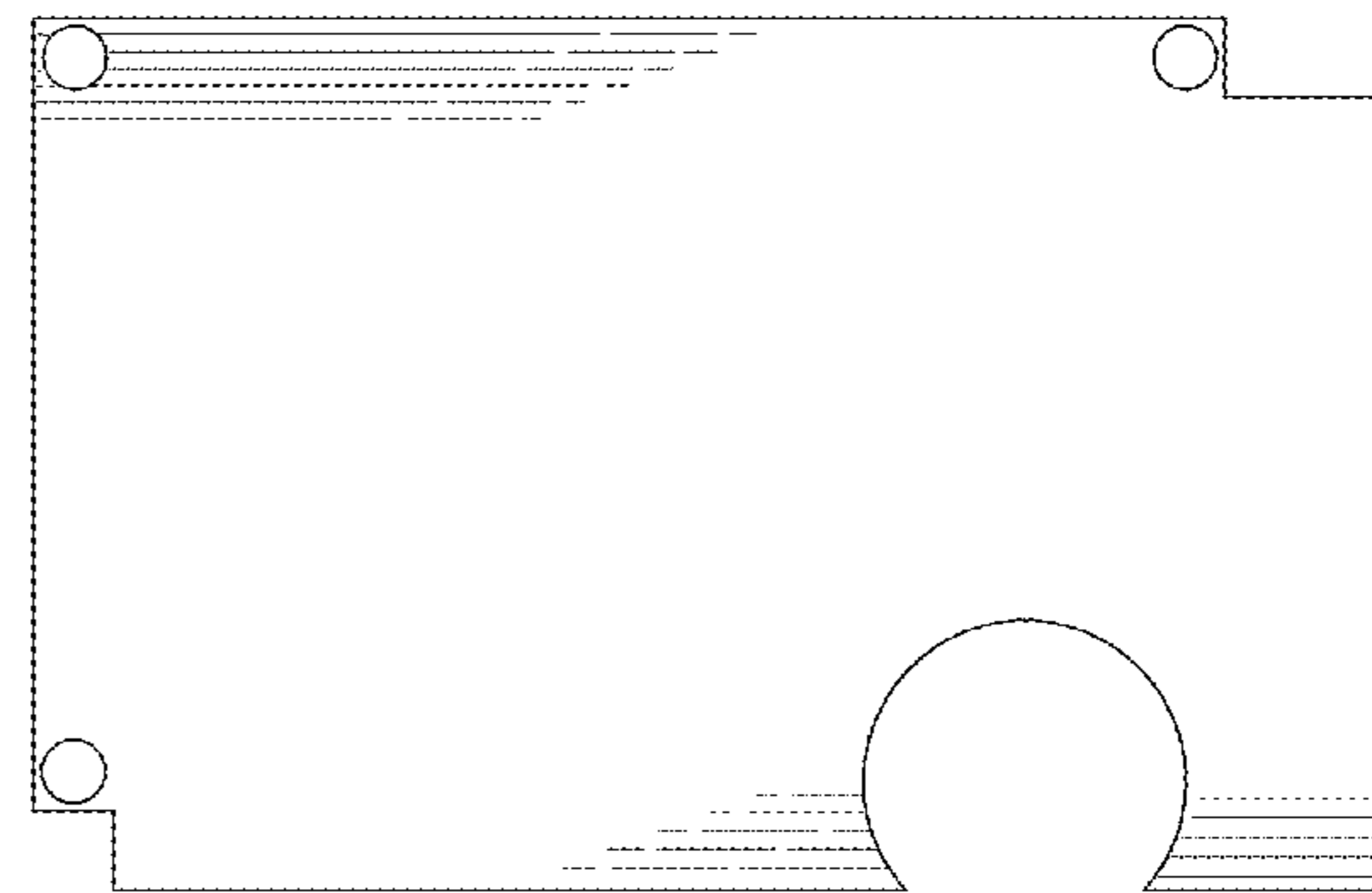
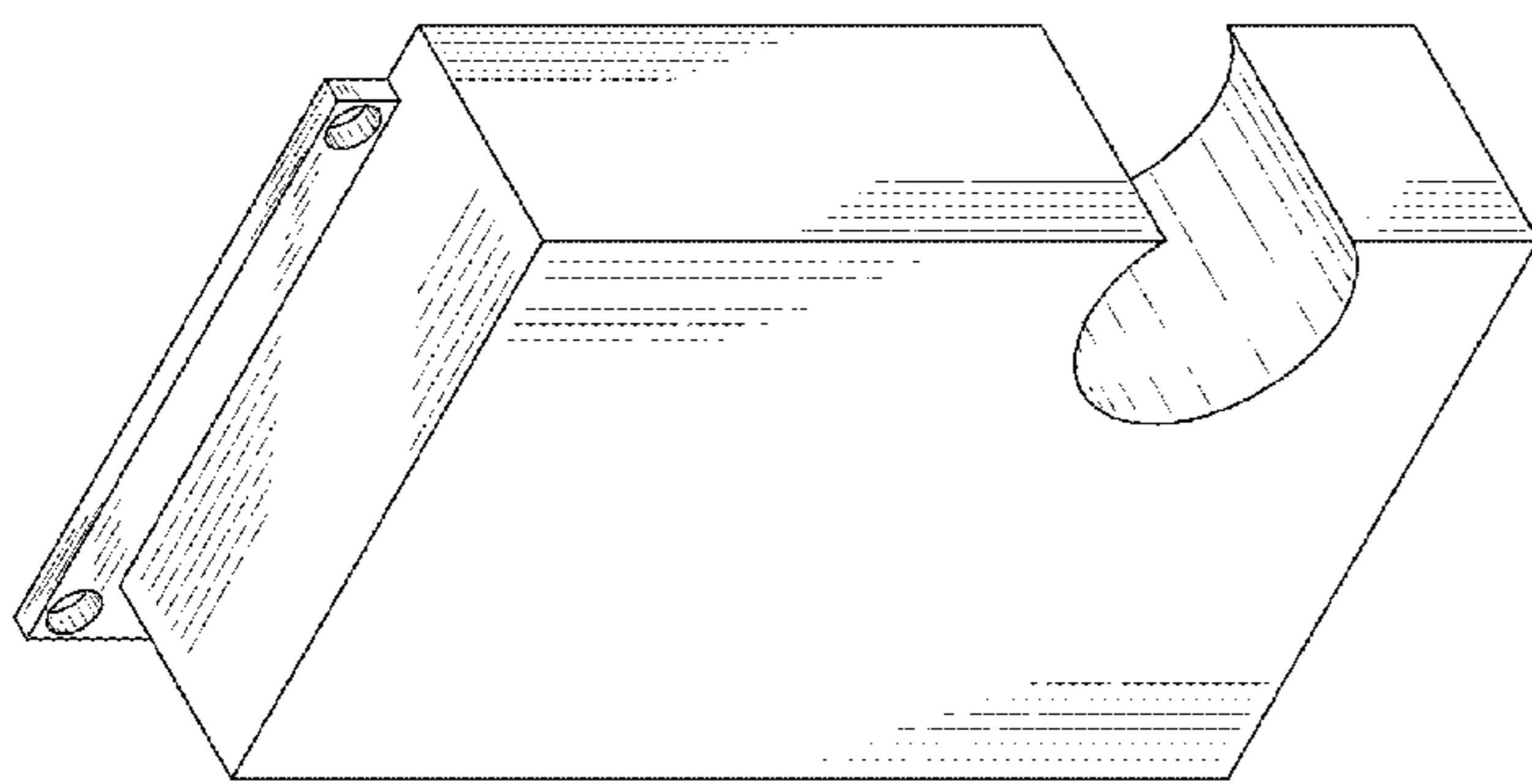
(57) **CLAIM**

The ornamental design for an eclipse cabinet pull, as shown and described.

DESCRIPTION

FIG. 1 is a perspective view of an eclipse cabinet pull;
FIG. 2 is a front elevational view thereof;
FIG. 3 is a rear elevational view thereof;
FIG. 4 is a left side view thereof;
FIG. 5 is a right side view thereof;
FIG. 6 is a top plan view thereof;
FIG. 7 is a bottom plan view thereof; and,
FIG. 8 is a perspective view thereof as installed in a door,
drawer, or similar structure.
The broken line showing of a door in FIG. 8 is included for the
purpose of showing environmental structure and forms no
part of the claimed design.

1 Claim, 8 Drawing Sheets



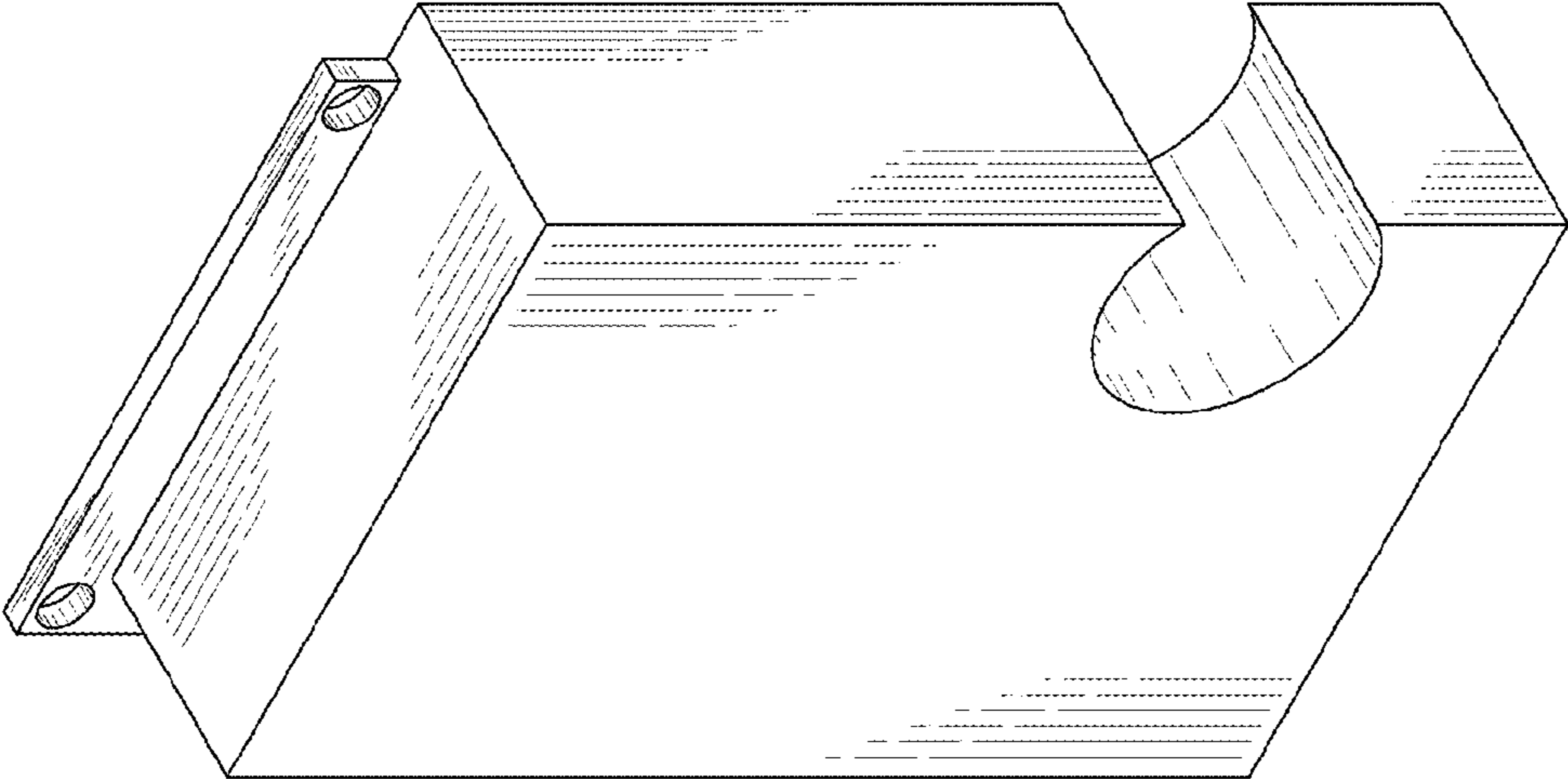


FIG. 1




FIG. 2




FIG. 3




FIG. 4




FIG. 5




FIG. 6




FIG. 7

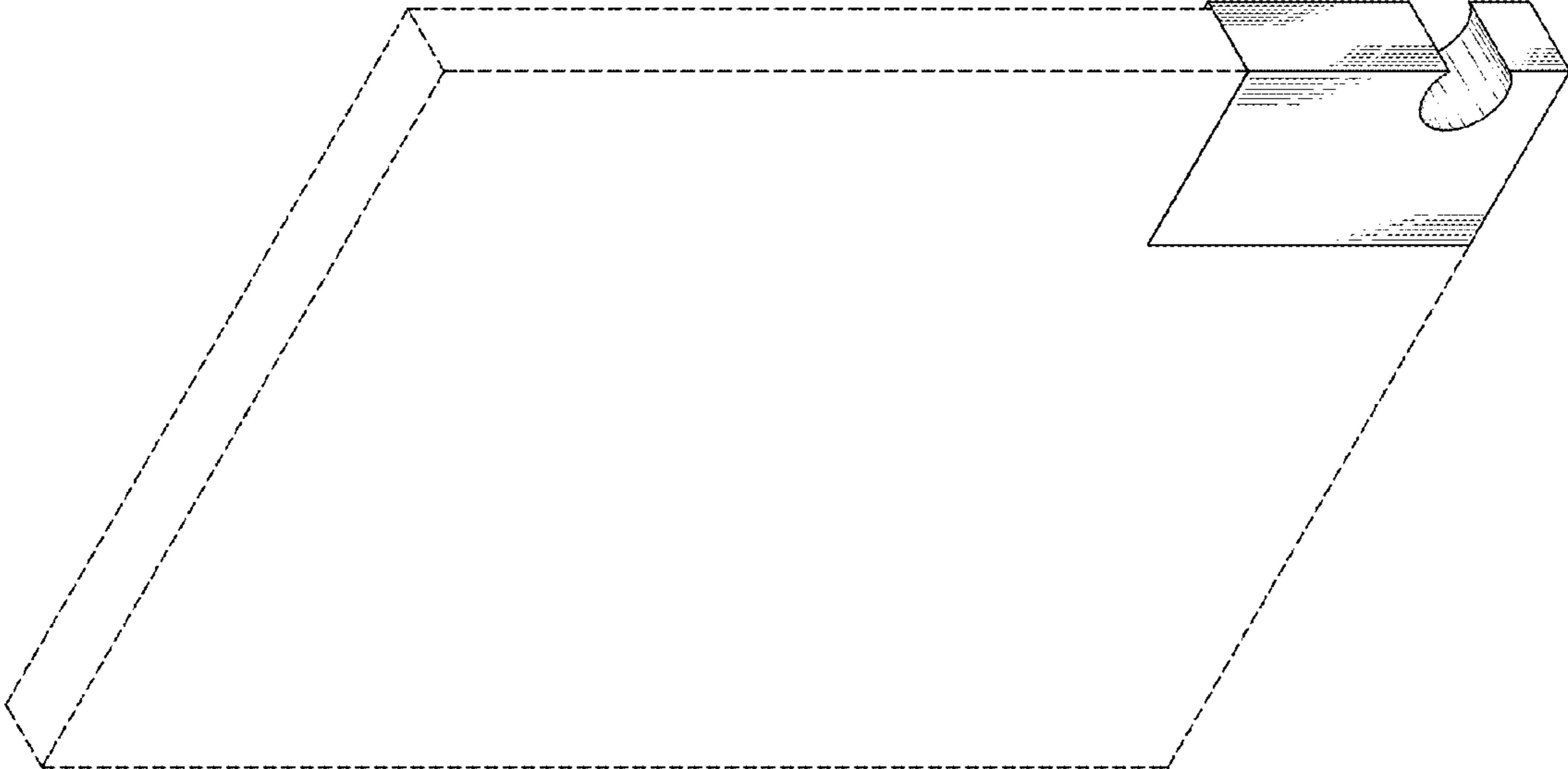


FIG. 8