



US00D720968S

(12) **United States Design Patent**  
**Roberts et al.**

(10) **Patent No.:** **US D720,968 S**  
(45) **Date of Patent:** **\*\* Jan. 13, 2015**

(54) **HANDLES FOR A CUTTING INSTRUMENT**  
(71) Applicant: **Fiskars Brands, Inc.**, Madison, WI (US)  
(72) Inventors: **Colin Roberts**, Stevens Point, WI (US);  
**Jens Housley**, Sun Prairie, WI (US)  
(73) Assignee: **Fiskars Brands, Inc.**, Madison, WI (US)  
(\*\*) Term: **14 Years**  
(21) Appl. No.: **29/480,460**

D502,371 S 3/2005 Pia  
D503,595 S \* 4/2005 Lipscomb et al. .... D8/5  
D503,880 S 4/2005 McLean  
D514,908 S 2/2006 McLean  
D521,830 S 5/2006 Brady et al.  
7,096,586 B2 8/2006 Carpenter et al.  
D532,268 S 11/2006 McLean  
D536,588 S 2/2007 Peterson et al.  
D536,589 S 2/2007 Peterson et al.  
D536,939 S 2/2007 Peterson et al.  
D543,817 S 6/2007 McLean  
D547,153 S 7/2007 Peterson et al.  
D557,086 S \* 12/2007 Lipscomb et al. .... D8/5  
D574,678 S \* 8/2008 Lin ..... D8/4

(22) Filed: **Jan. 27, 2014**  
(51) **LOC (10) Cl.** ..... **08-01**  
(52) **U.S. Cl.**  
USPC ..... **D8/5**  
(58) **Field of Classification Search**  
USPC ..... D8/4, 5, 52, 58, 57; 30/251-252,  
30/261-262, 266, 131, 135  
See application file for complete search history.

(Continued)

**OTHER PUBLICATIONS**

U.S. Appl. No. 29/480,464, filed Jan. 27, 2014, Fiskars Brands, Inc.  
(Continued)

*Primary Examiner* — Sheryl Lane  
(74) *Attorney, Agent, or Firm* — Foley & Lardner LLP

(56) **References Cited**  
U.S. PATENT DOCUMENTS

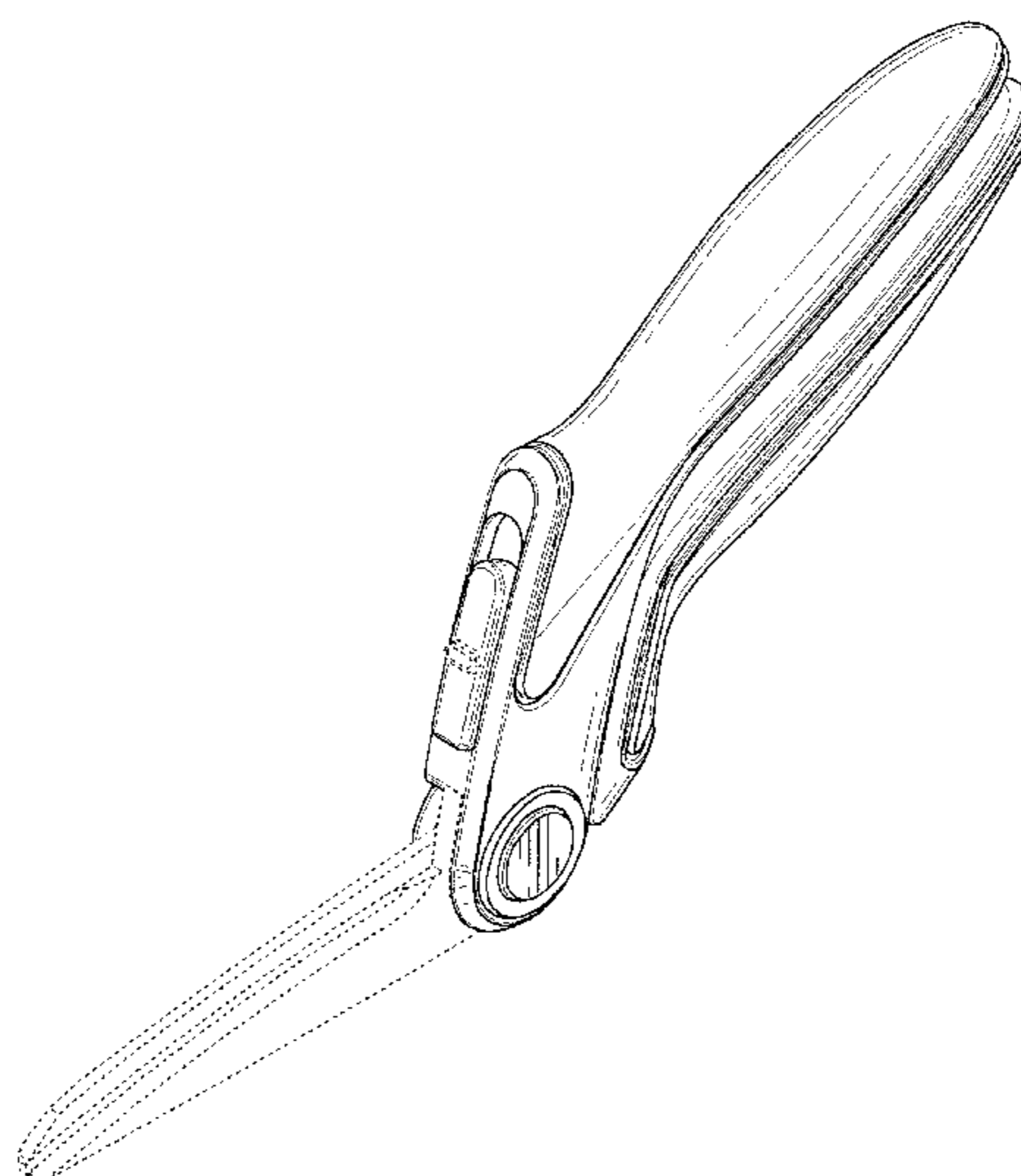
D266,478 S 10/1982 Bladen  
D284,063 S 6/1986 Linden  
D301,678 S 6/1989 Linden  
D304,801 S 11/1989 Gingher  
D305,090 S 12/1989 Collins et al.  
4,947,553 A 8/1990 Bendickson et al.  
5,297,343 A 3/1994 Melter et al.  
D354,890 S 1/1995 Concari et al.  
D361,700 S 8/1995 Birkholz  
D369,531 S 5/1996 Birkholz  
D383,957 S 9/1997 Cornell  
D393,192 S 4/1998 Cornell  
D393,193 S 4/1998 Schneider et al.  
D395,992 S 7/1998 Bennett et al.  
D421,375 S 3/2000 Carlson et al.  
D427,491 S 7/2000 Deville  
D457,402 S 5/2002 Heck et al.  
D469,323 S \* 1/2003 Linden ..... D8/5  
D472,121 S 3/2003 Wolff

(57) **CLAIM**  
We claim the ornamental design for a set of handles for a cutting instrument, as shown and described.

**DESCRIPTION**

FIG. 1 is a first front isometric view of handles for a cutting instrument;  
FIG. 2 is a front elevational view thereof;  
FIG. 3 is a rear elevational view thereof;  
FIG. 4 is a bottom plan view thereof;  
FIG. 5 is a top plan view thereof;  
FIG. 6 is a right side elevational view thereof;  
FIG. 7 is a left side elevational view thereof; and,  
FIG. 8 is a second front isometric view thereof.  
The broken lines show portions of the article and form no part of the claimed design.

**1 Claim, 8 Drawing Sheets**



(56)

**References Cited**

U.S. PATENT DOCUMENTS

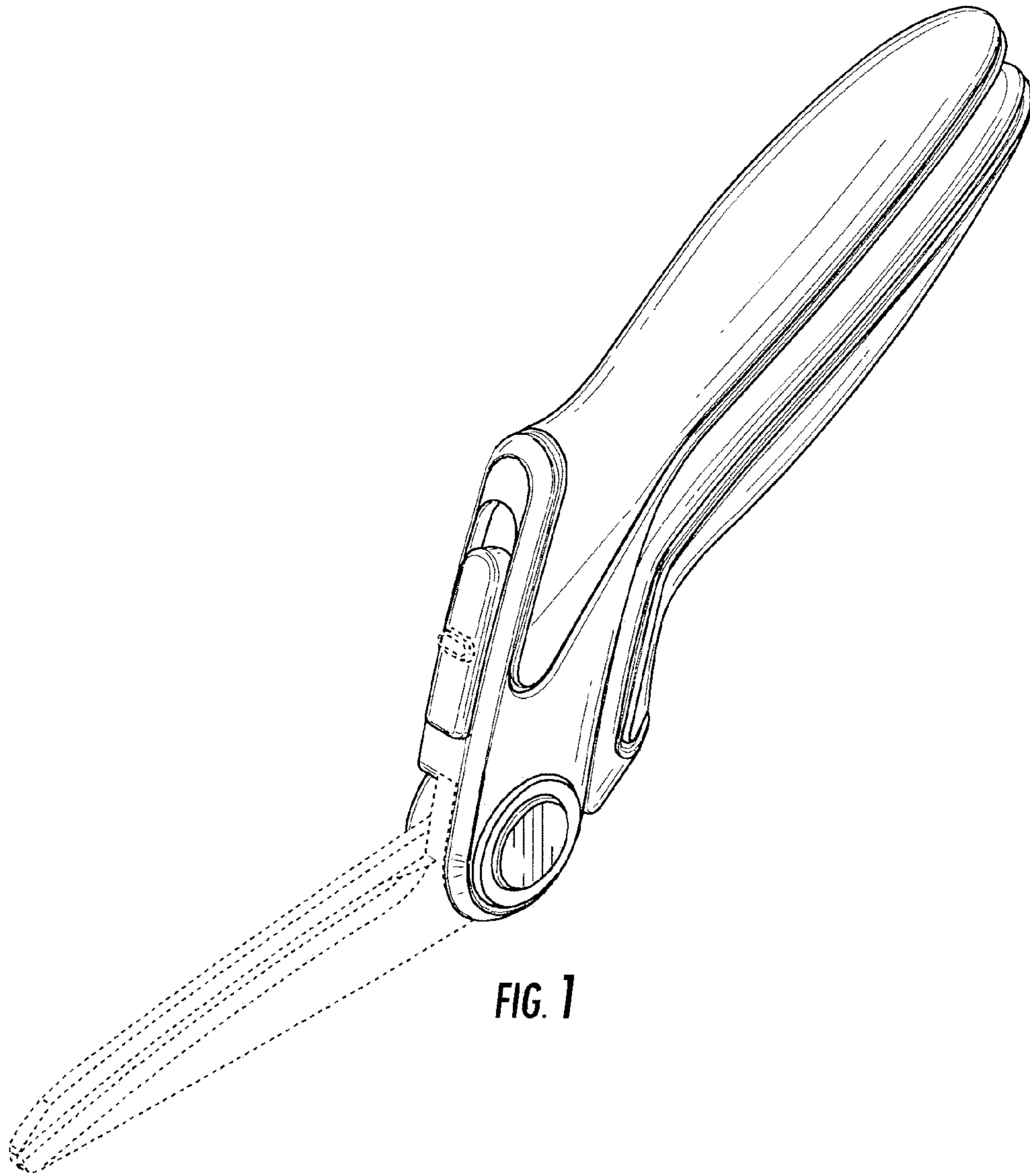
D576,011 S 9/2008 Lipscomb et al.  
D600,092 S 9/2009 Peterson et al.  
D611,794 S 3/2010 Williams et al.  
D628,031 S 11/2010 Stokes et al.  
D631,716 S 2/2011 Roberts et al.  
D648,608 S 11/2011 Roberts et al.  
D649,420 S 11/2011 Cunningham et al.  
D651,053 S 12/2011 Roberts et al.  
D651,487 S 1/2012 Roberts et al.  
D658,022 S 4/2012 Farnworth et al.  
D677,539 S 3/2013 Roberts et al.  
D678,020 S 3/2013 Lipscomb et al.

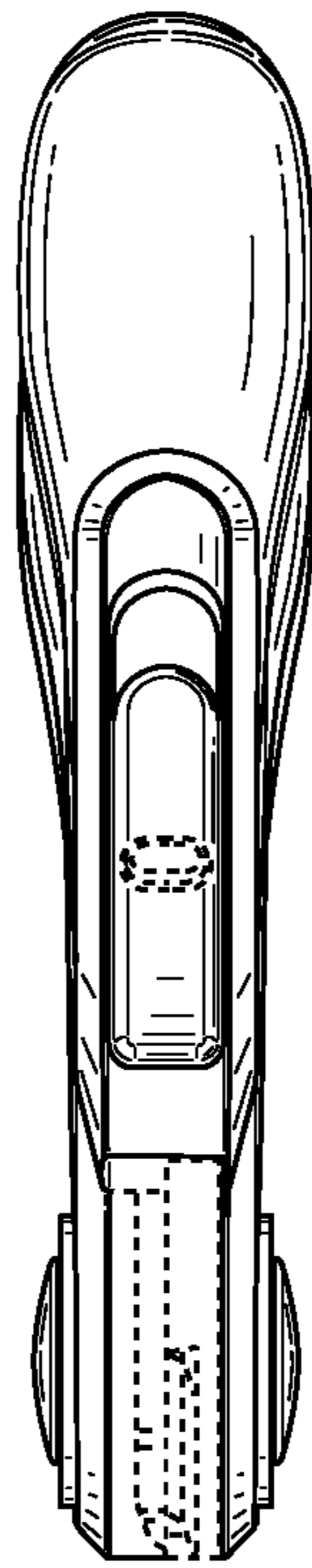
D678,022 S 3/2013 Roberts et al.  
D684,027 S 6/2013 Roberts et al.  
D699,526 S 2/2014 Wang  
D700,493 S 3/2014 Roberts et al.  
D705,023 S 5/2014 Chen  
D706,096 S 6/2014 Stokes et al.  
D706,097 S \* 6/2014 Lyytikainen et al. .... D8/5

OTHER PUBLICATIONS

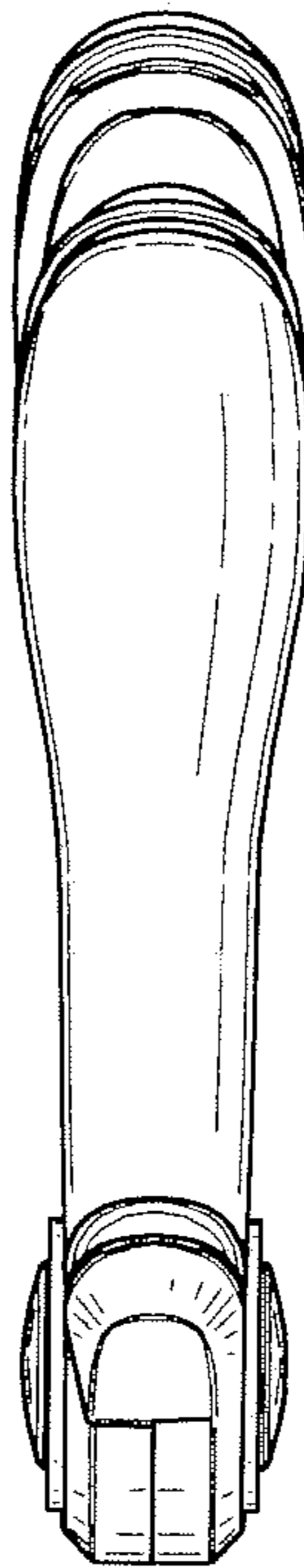
U.S. Appl. No. 29/480,465, filed Jan. 27, 2014, Fiskars Brands, Inc.  
U.S. Appl. No. 29/480,456, filed Jan. 27, 2014, Fiskars Brands, Inc.  
U.S. Appl. No. 29/480,461, filed Jan. 27, 2014, Fiskars Brands, Inc.

\* cited by examiner





**FIG. 2**



**FIG. 3**

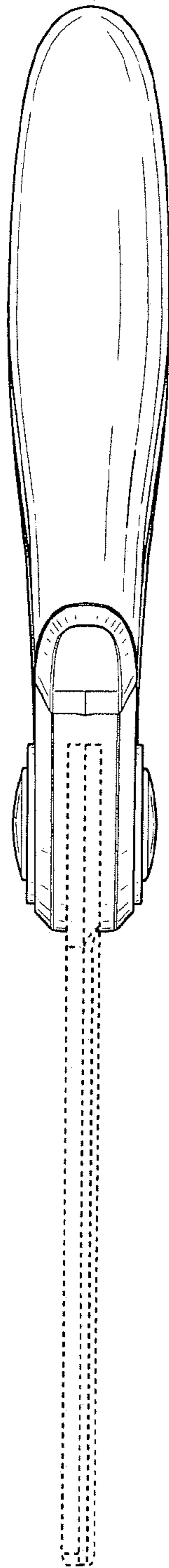


FIG. 4

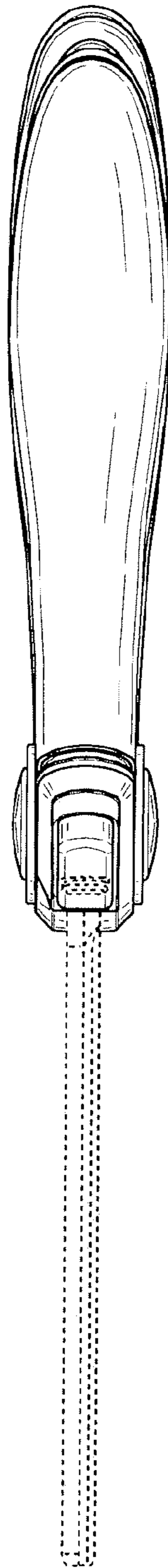


FIG. 5

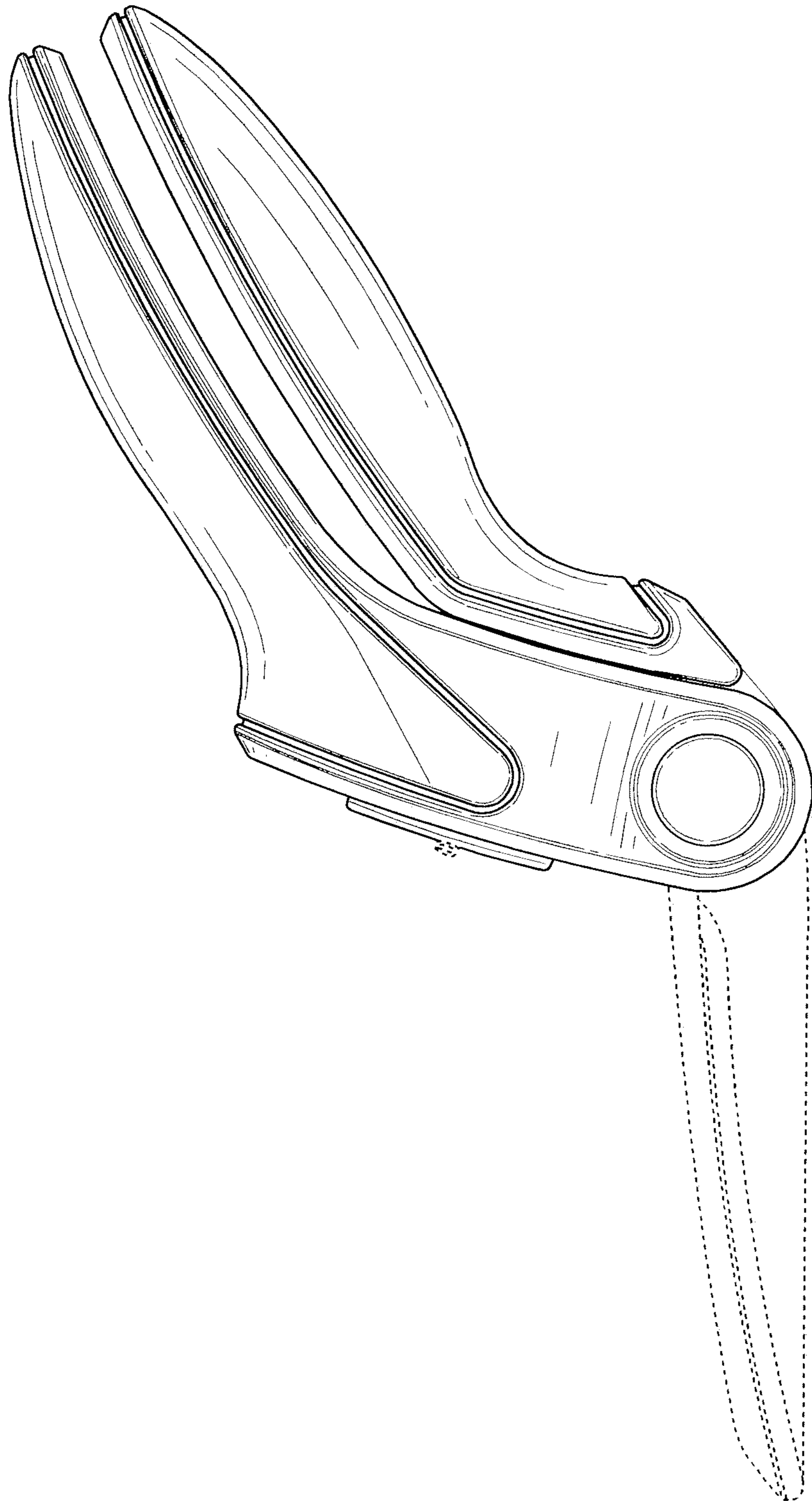


FIG. 6



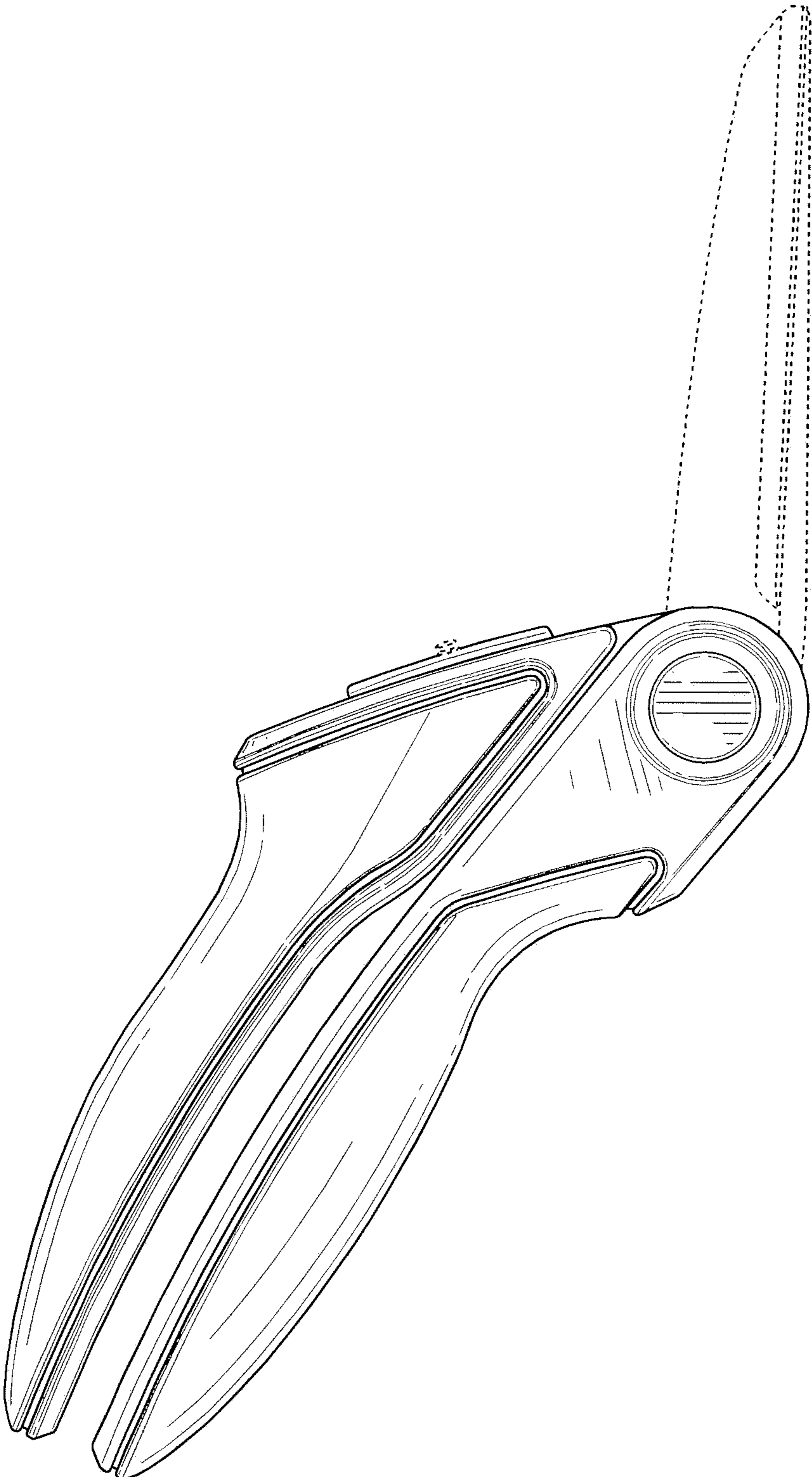


FIG. 7

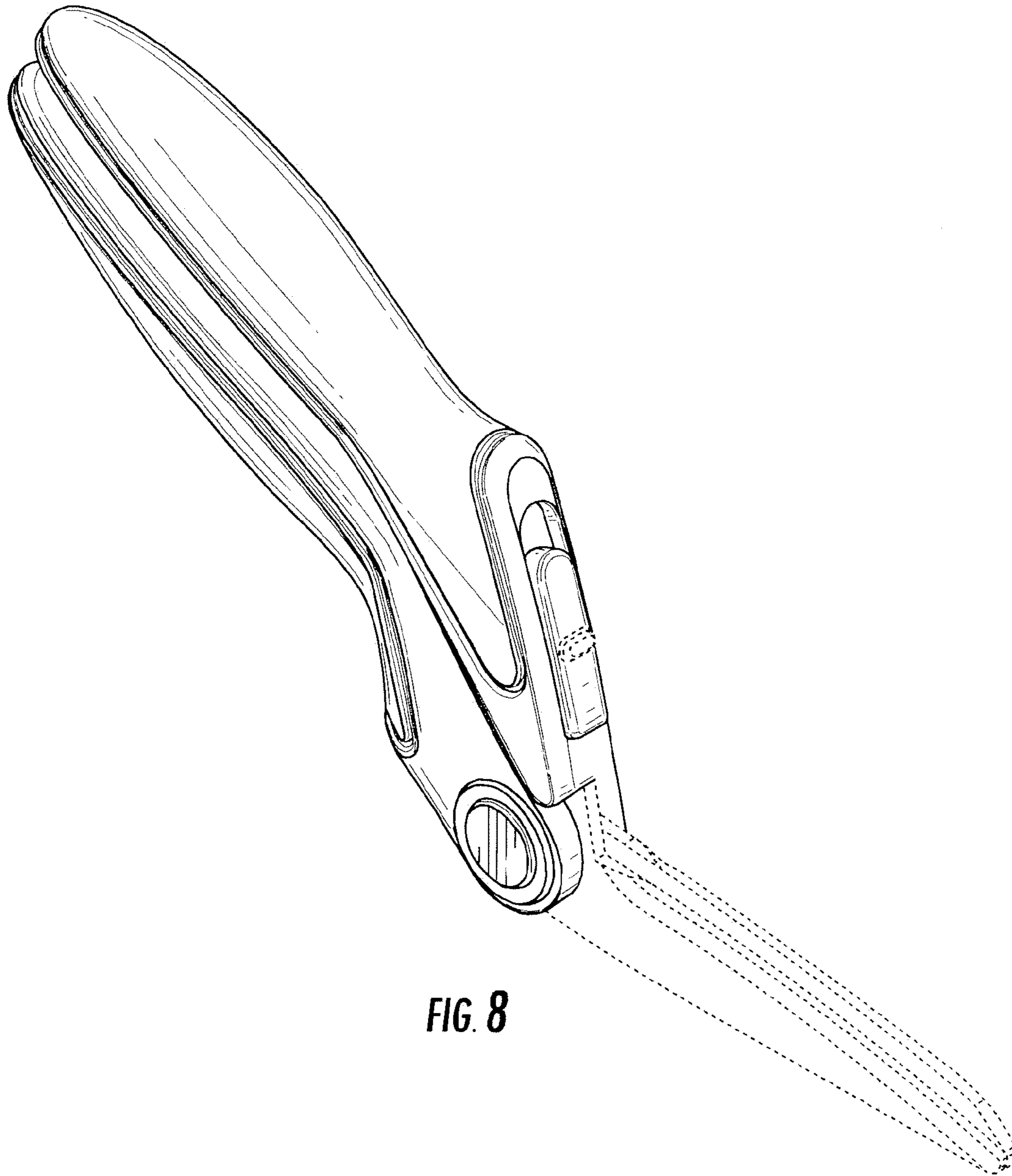


FIG. 8