



US00D720959S

(12) **United States Design Patent**
Mok

(10) **Patent No.:** **US D720,959 S**
(45) **Date of Patent:** **** Jan. 13, 2015**

(54) **WINE AERATOR AND DISPENSER**

(71) Applicant: **Sponti Limited**, Sheung Wan (HK)

(72) Inventor: **Albert Mok**, Sheung Wan (HK)

(73) Assignee: **Sponti Limited**, Sheung Wan (HK)

(**) Term: **14 Years**

(21) Appl. No.: **29/440,778**

(22) Filed: **Dec. 27, 2012**

(51) **LOC (10) Cl.** **07-99**

(52) **U.S. Cl.**
USPC **D7/398**; D7/397; D7/392

(58) **Field of Classification Search**
USPC D7/400, 399, 397, 213, 387, 398, 392.2,
D7/700, 392, 315, 396.2; D9/440, 439;
99/323.1, 275, 277.1; 261/76, 110, 30;
222/190, 450, 189.06, 476, 479;
426/474; 141/344

See application file for complete search history.

(56) **References Cited**

U.S. PATENT DOCUMENTS

4,162,970	A *	7/1979	Zlokarnik	210/620
4,706,720	A *	11/1987	Pattison et al.	141/327
D334,120	S *	3/1993	Faught	D7/700
5,293,912	A *	3/1994	Wildash et al.	141/344
6,568,660	B1 *	5/2003	Flanbaum	261/76
6,595,109	B2 *	7/2003	Liebmann, Jr.	99/323
D498,992	S *	11/2004	Bloom	D7/700
7,299,743	B2 *	11/2007	Moore	99/323.1
D604,560	S *	11/2009	Priest	D7/507
D619,431	S *	7/2010	Wax	D7/700

D624,355	S *	9/2010	Tiso	D7/387
D624,358	S *	9/2010	Maufette et al.	D7/398
D640,904	S *	7/2011	Wax	D7/700
D652,251	S *	1/2012	Goralski et al.	D7/397
D663,172	S *	7/2012	Huynh	D7/700
D663,593	S *	7/2012	Huynh	D7/700
8,245,882	B1 *	8/2012	Federighi	222/190
D673,014	S *	12/2012	Fisher	D7/700
D677,524	S *	3/2013	Agarwal et al.	D7/398
D677,525	S *	3/2013	Luebke	D7/398
8,430,023	B2 *	4/2013	Hynes	99/323.1
8,556,136	B2 *	10/2013	Huynh	222/500
2005/0205609	A1 *	9/2005	Moore	222/185.1
2009/0160072	A1 *	6/2009	Chiorazzi	261/76
2010/0058933	A1 *	3/2010	Cheng	99/323.1
2011/0271846	A1 *	11/2011	Hynes	99/323.1

* cited by examiner

Primary Examiner — Marianne Pandozzi

(74) *Attorney, Agent, or Firm* — Renner Kenner Greive
Bobak Taylor & Weber

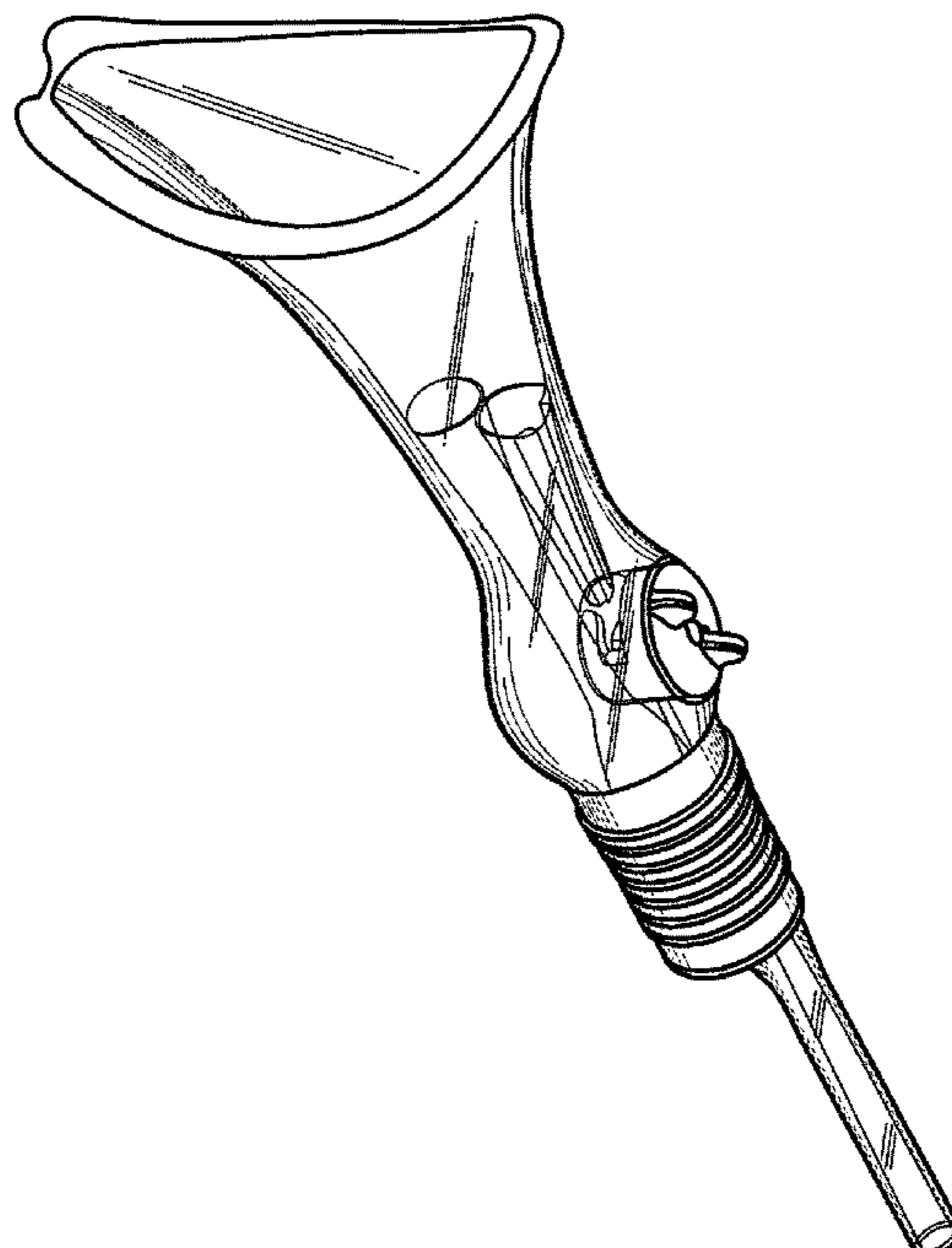
(57) **CLAIM**

The ornamental design for a wine aerator and dispenser, as shown and described.

DESCRIPTION

FIG. 1 is a top side perspective view of a wine aerator and dispenser showing my new design,
FIG. 2 is a rear side perspective view thereof,
FIG. 3 is a top view thereof,
FIG. 4 is a bottom view thereof,
FIG. 5 is a rear perspective view thereof,
FIG. 6 is a right side view thereof, the left side view being a mirror image thereof; and,
FIG. 7 is a front view thereof.

1 Claim, 6 Drawing Sheets



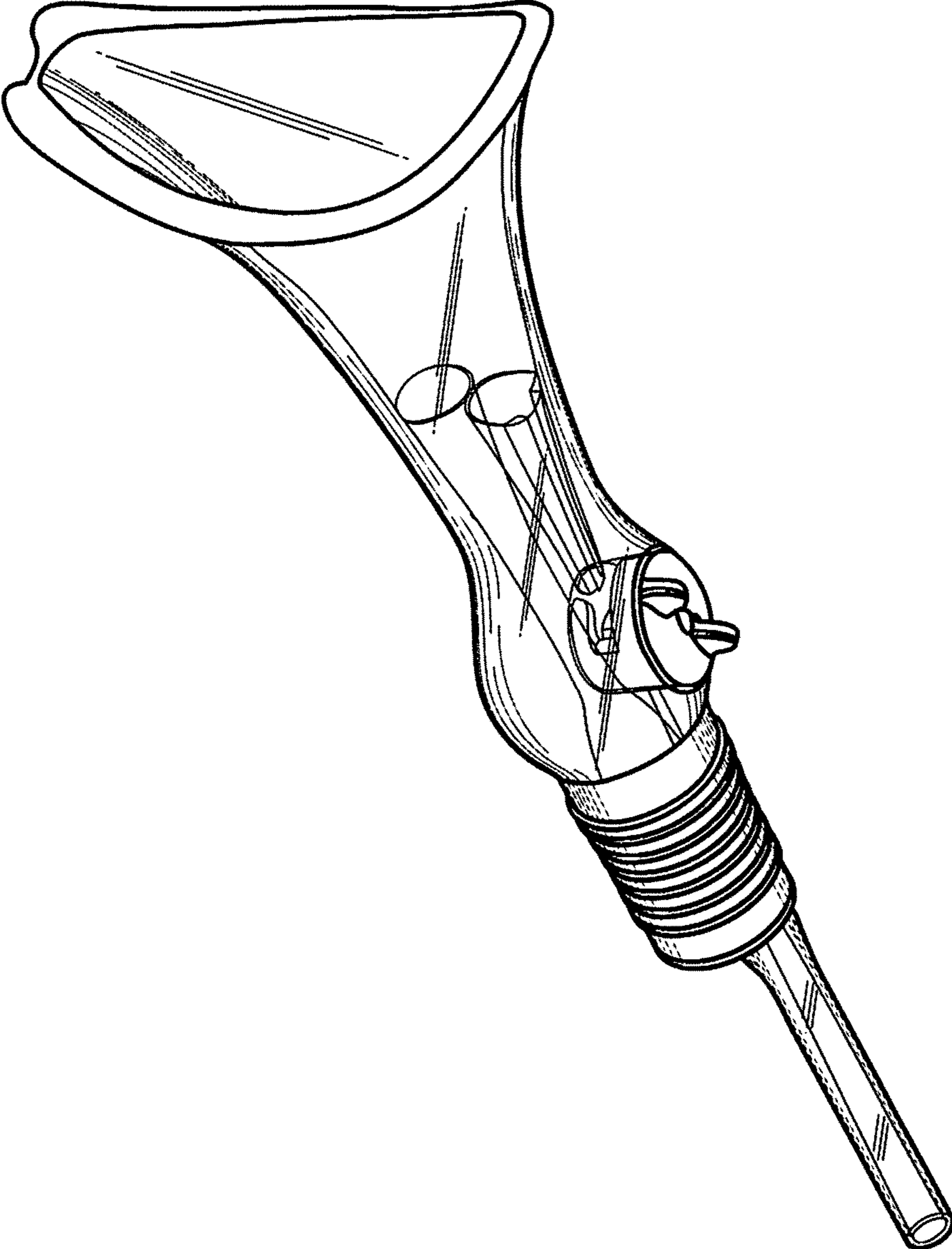


FIG. 1

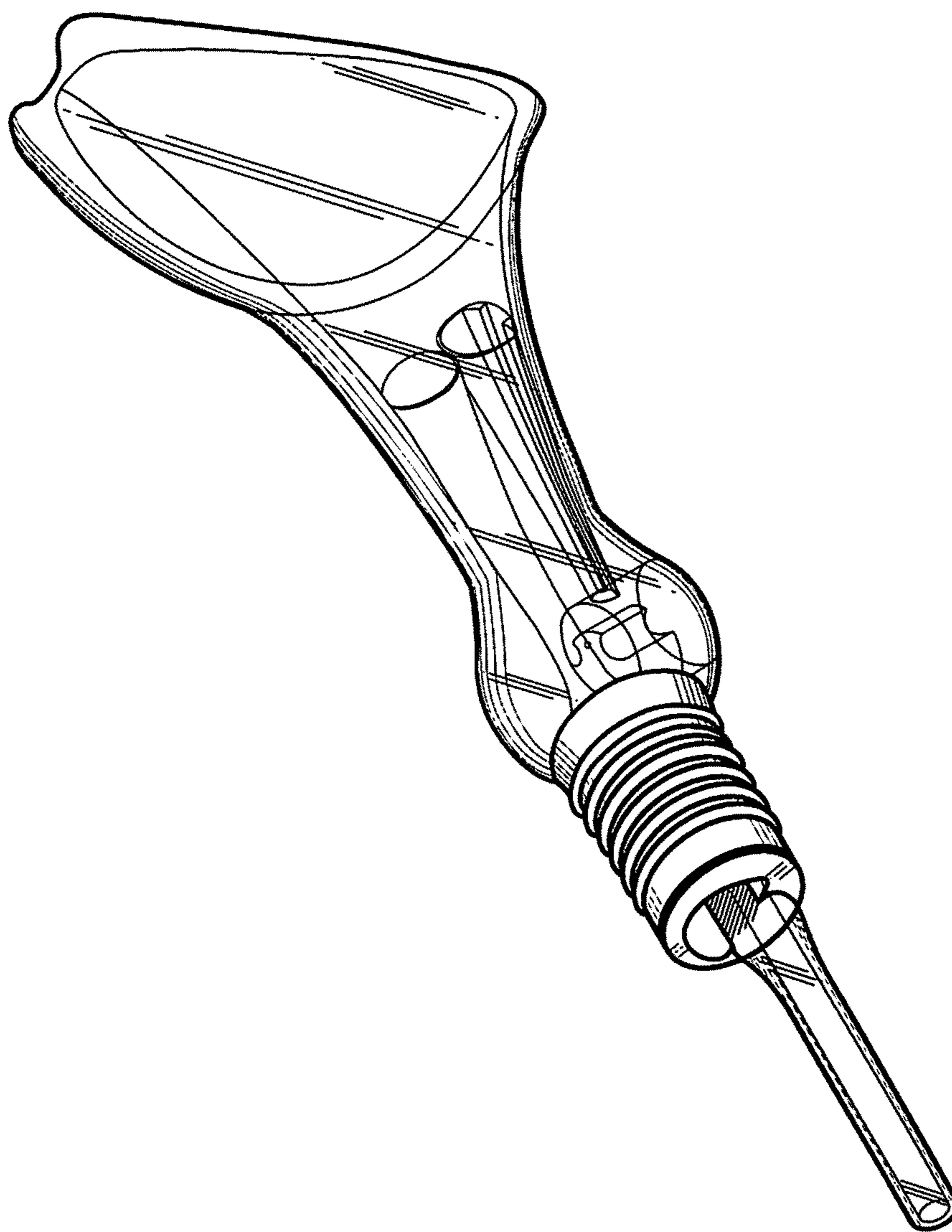


FIG. 2

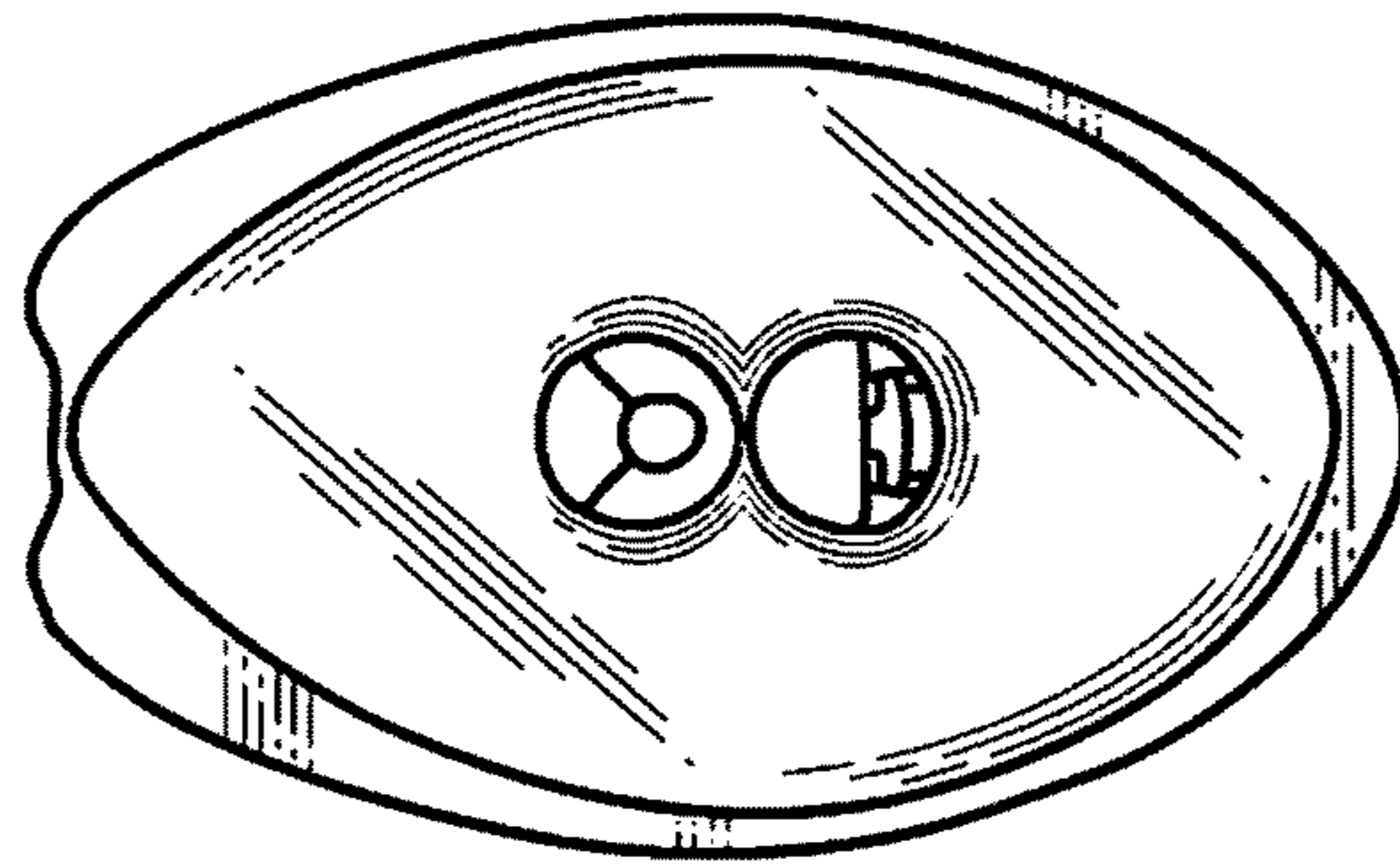


FIG. 3

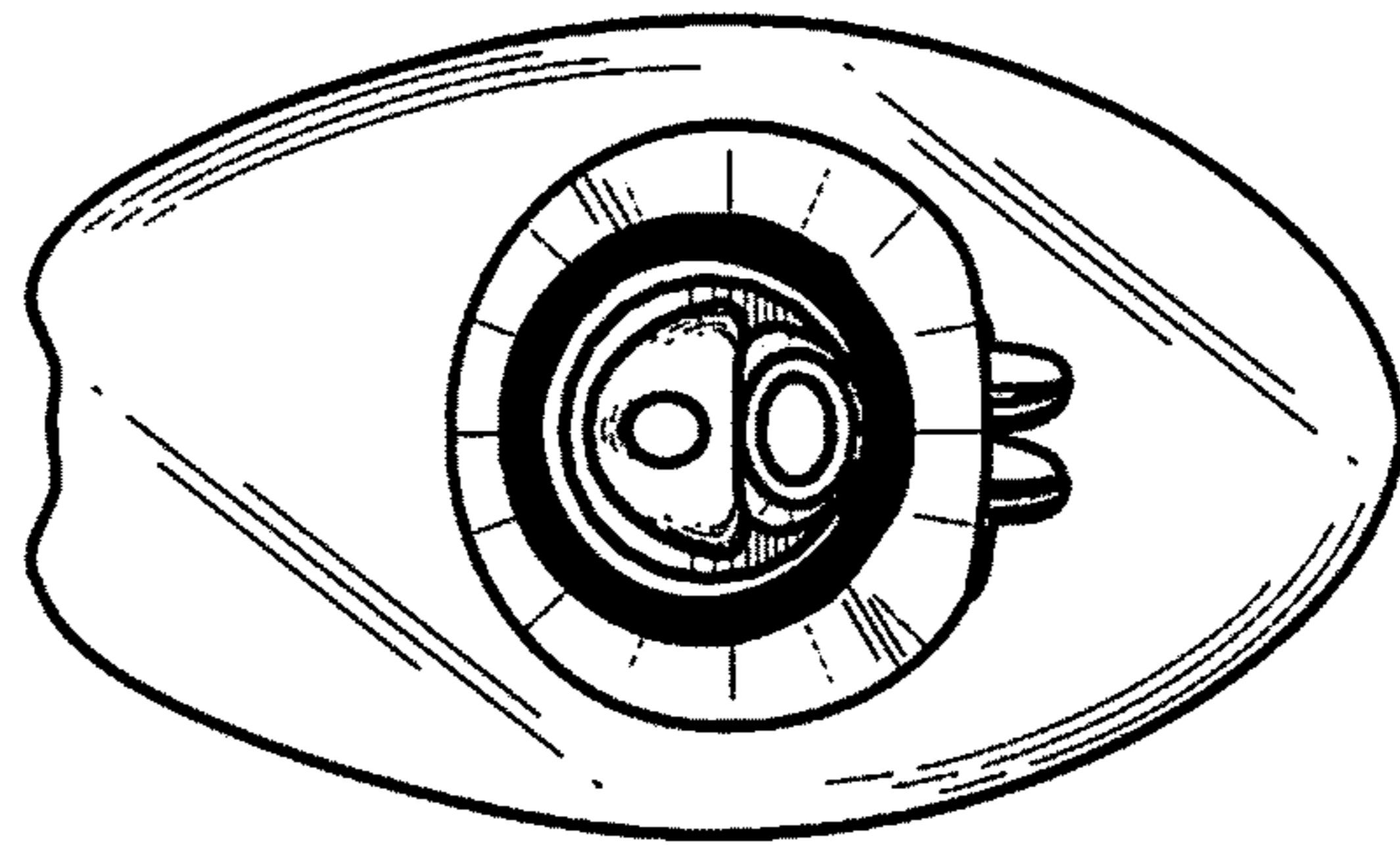


FIG. 4

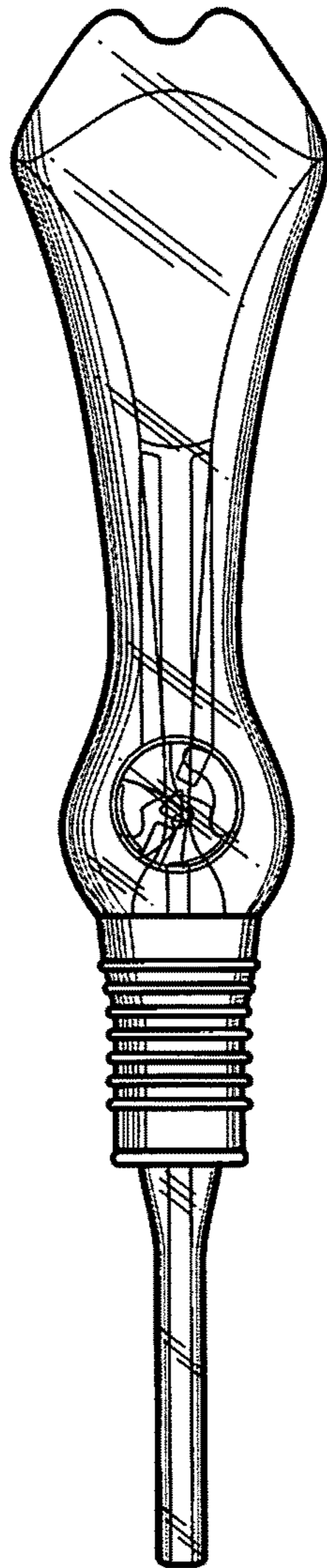


FIG. 5

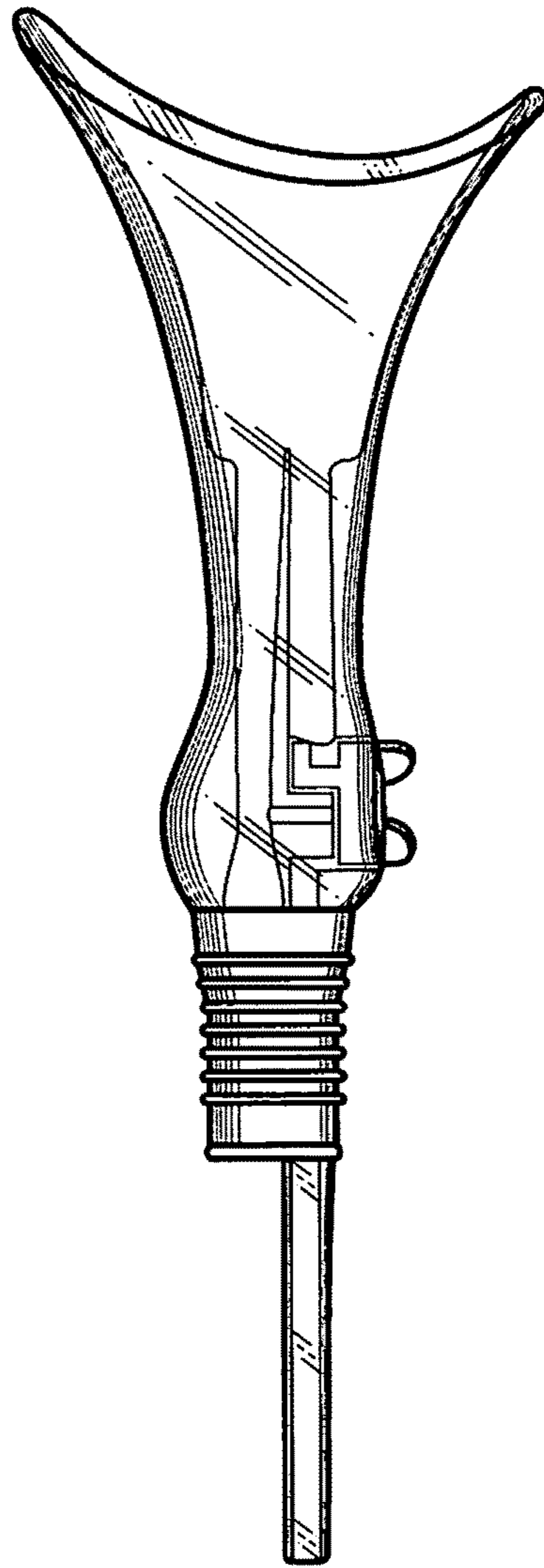


FIG. 6

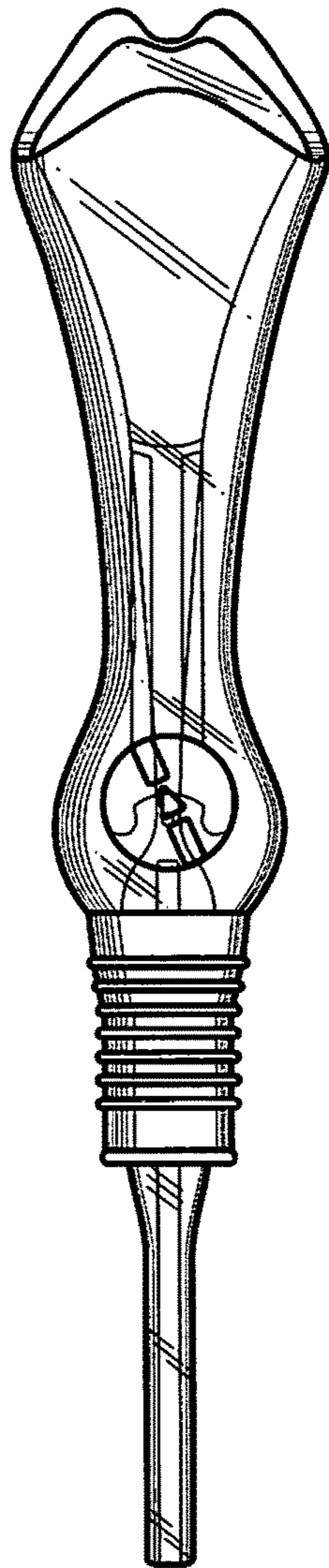


FIG. 7