

US00D720949S

(12) **United States Design Patent**
Lehmann et al.

(10) **Patent No.:** **US D720,949 S**
(45) **Date of Patent:** **** Jan. 13, 2015**

(54) **DOCUMENT STATION**
(71) Applicant: **Pathway IP SARL**, Luxembourg (LU)
(72) Inventors: **Andreas Lehmann**, Uitikon Waldegg (CH); **Chet Mistry**, Greenford (GB)
(73) Assignee: **Pathway IP SARL**, Luxembourg (LU)
(**) Term: **14 Years**
(21) Appl. No.: **29/480,083**

D206,903 S * 2/1967 King D6/657
D209,325 S * 11/1967 King
D240,689 S * 7/1976 Warneke D6/657
D245,562 S * 8/1977 Robinson D6/657
D249,610 S * 9/1978 Burton D6/661
D249,613 S * 9/1978 Burton D6/662.1
D252,243 S * 7/1979 Reitman D6/657
D261,966 S * 11/1981 Rex D6/662
D293,175 S * 12/1987 Miller D6/662
D393,963 S * 5/1998 Mansour D6/662
D494,383 S * 8/2004 Lee D6/657
D661,922 S * 6/2012 Mitri D6/657

* cited by examiner

(22) Filed: **Jan. 23, 2014**

Primary Examiner — Mimosa De

(30) **Foreign Application Priority Data**

(74) *Attorney, Agent, or Firm* — Wood, Herron & Evans, LLP

Aug. 30, 2013 (WO) WIPO32860

(51) **LOC (10) Cl.** **06-04**

(52) **U.S. Cl.**
USPC **D6/657**

(58) **Field of Classification Search**
USPC D6/657, 661, 662, 662.1, 663, 664, 668,
D6/671; 312/107, 114, 138.1, 204, 224,
312/237, 257.1
See application file for complete search history.

(57) **CLAIM**

The ornamental design for a document station, as shown and described.

(56) **References Cited**

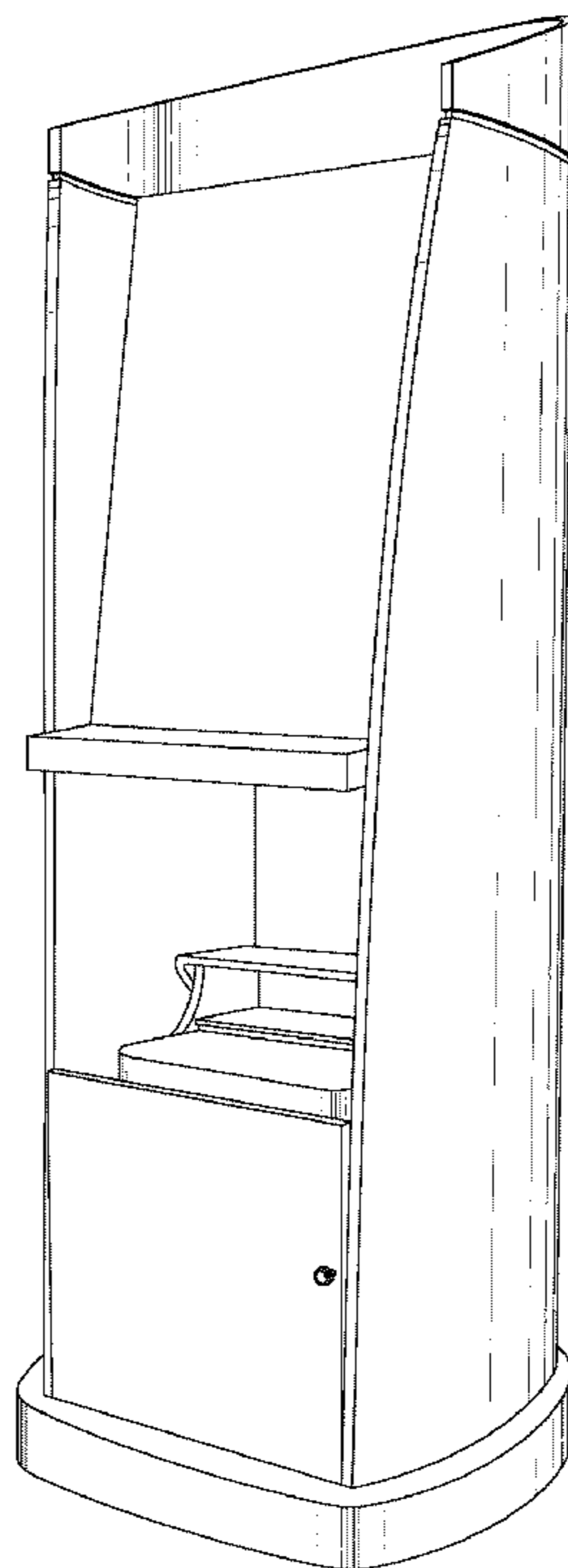
U.S. PATENT DOCUMENTS

D51,008 S * 7/1917 Armstrong D6/662
D144,924 S * 6/1946 Immoor D6/662.1
D201,481 S * 6/1965 Smith D6/662.1
D202,532 S * 10/1965 Smith D6/662

DESCRIPTION

FIG. 1 is a perspective view of a document station of the present invention;
FIG. 2 is a front view of FIG. 1 of the present invention;
FIG. 3 is a rear view of FIG. 1 of the present invention;
FIG. 4 is a left side view of FIG. 1 of the present invention;
FIG. 5 is a right side view of FIG. 1 of the present invention;
FIG. 6 is a top view of FIG. 1 of the present invention; and,
FIG. 7 is a bottom view of FIG. 1 of the present invention.

1 Claim, 4 Drawing Sheets






FIG. 1

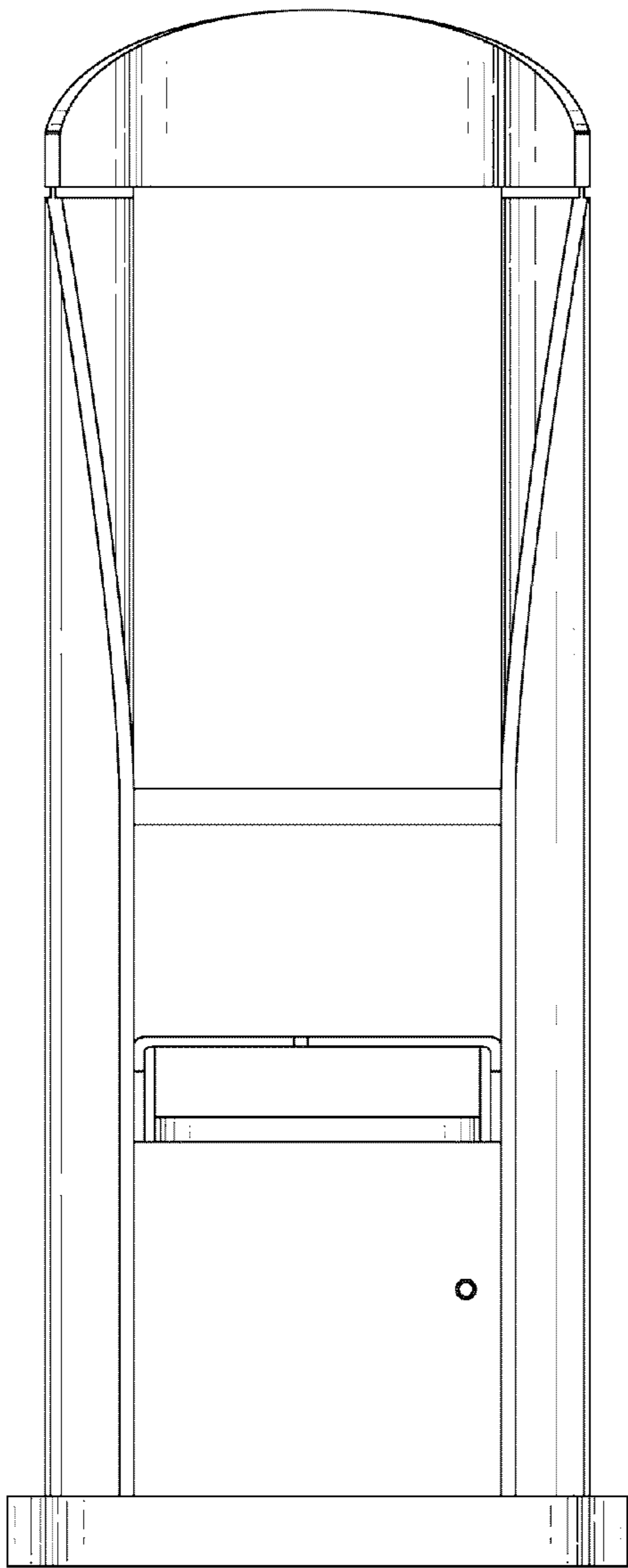


FIG. 2




FIG. 3

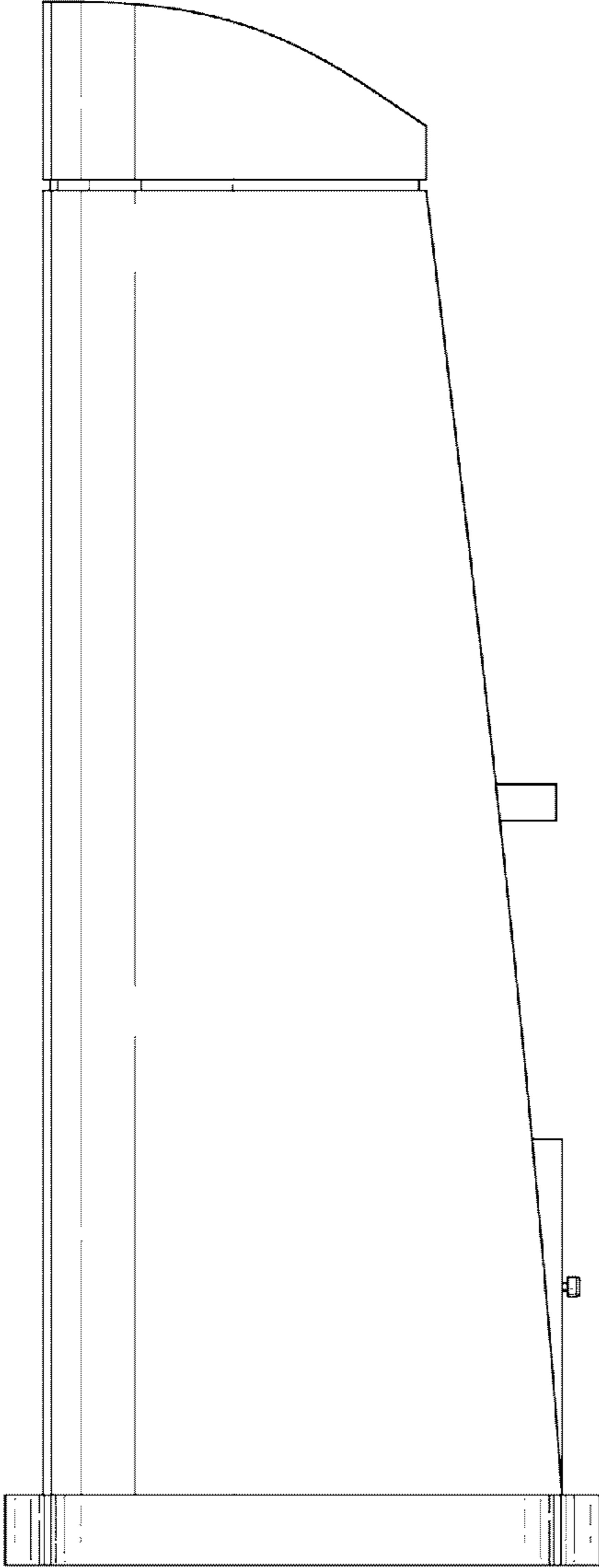


FIG. 4

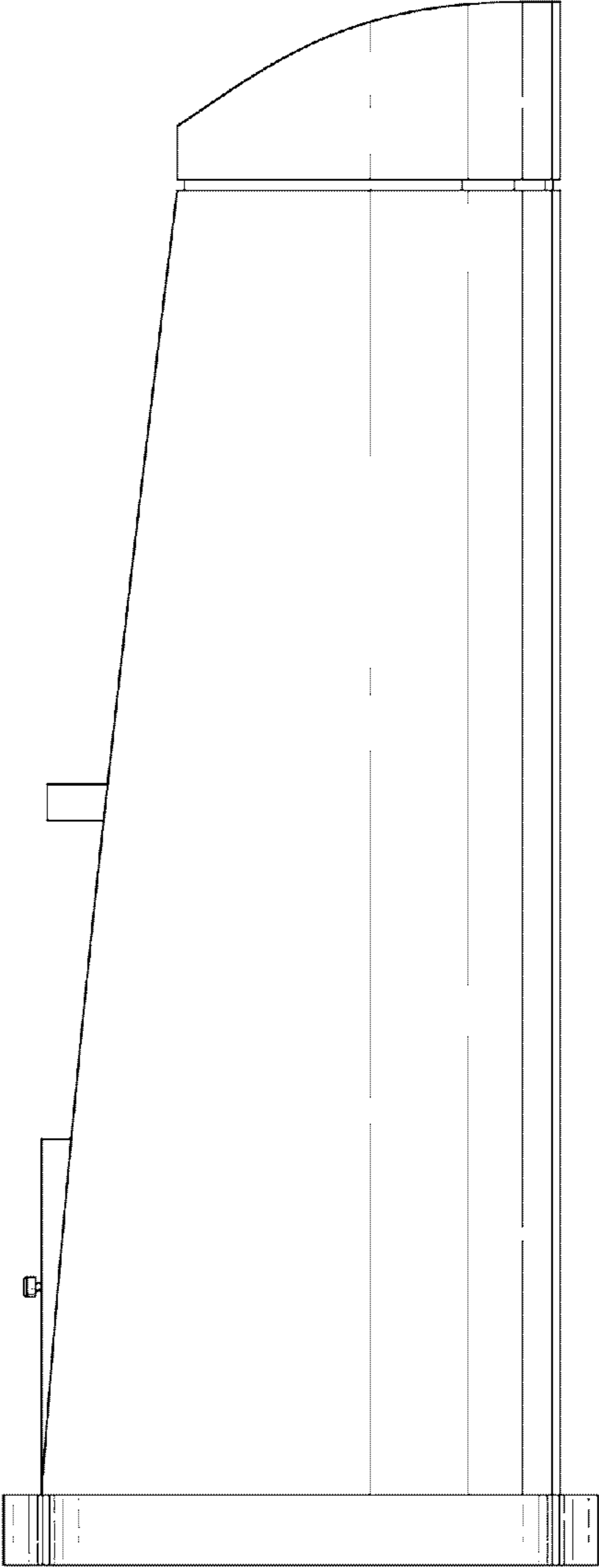


FIG. 5

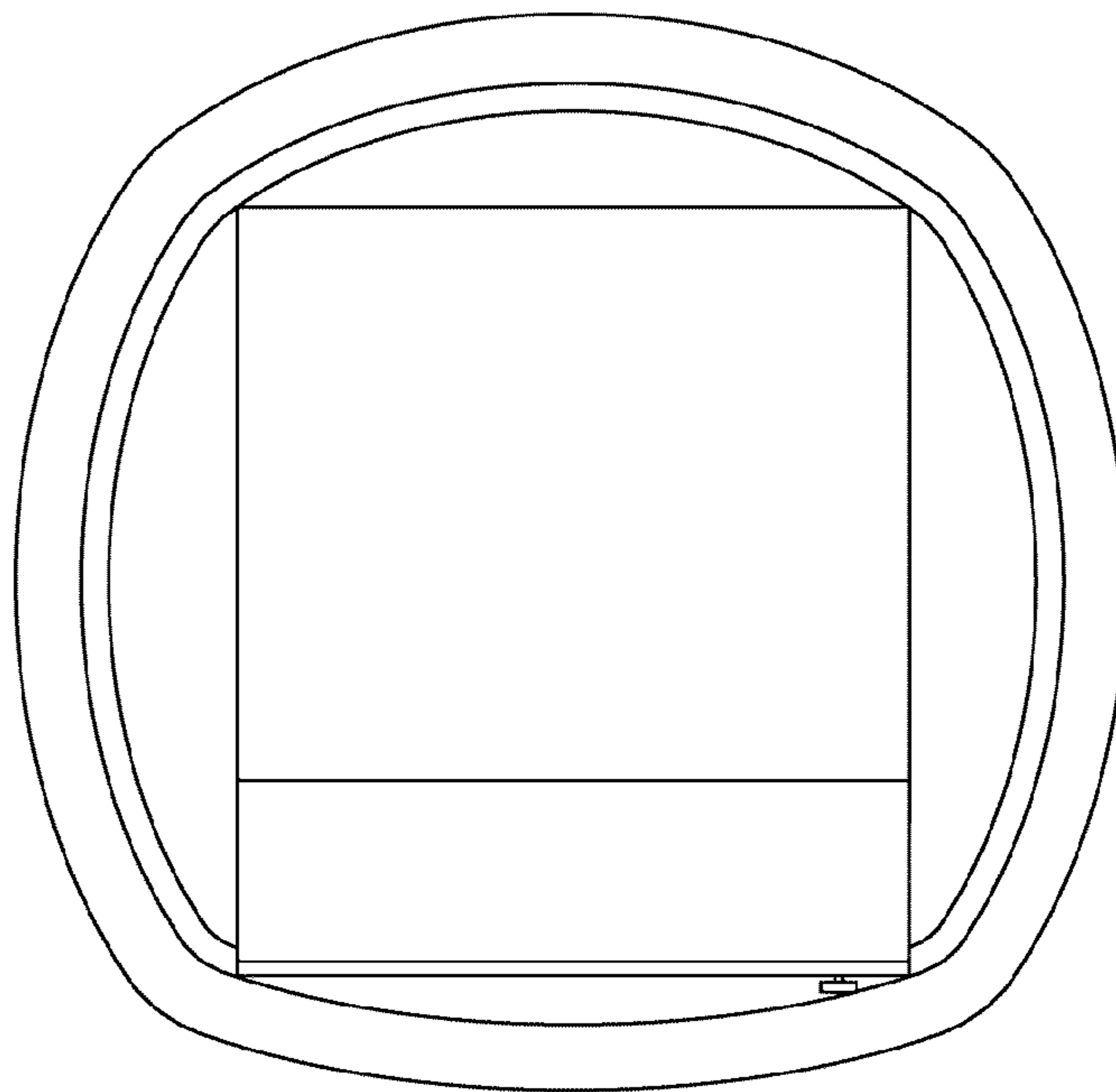


FIG. 6




FIG. 7