



US00D720941S

(12) **United States Design Patent**
Milà Valcárcel et al.

(10) **Patent No.:** **US D720,941 S**
(45) **Date of Patent:** **** Jan. 13, 2015**

(54) **CHAIR**

(71) Applicant: **Santa & Cole Neoseries S.L.**, Barcelona (ES)

(72) Inventors: **Gonzalo Milà Valcárcel**, Barcelona (ES); **Miguel Milà Sagnier**, Barcelona (ES)

(73) Assignee: **Santa & Cole Neoseries S.L.**, Barcelona (ES)

(**) Term: **14 Years**

(21) Appl. No.: **29/495,618**

(22) Filed: **Jul. 2, 2014**

(30) **Foreign Application Priority Data**

Mar. 28, 2014 (EM) 0024355600005

(51) **LOC (10) Cl.** **06-01**

(52) **U.S. Cl.**
USPC **D6/370**

(58) **Field of Classification Search**
CPC A47C 11/00; A47C 4/02; A47C 4/03;
A47C 4/024; A47C 7/16
USPC D6/334-336, 370, 374, 376, 379, 380,
D6/381, 716, 716.1, 716.2, 716.3, 716.4,
D6/717; 297/232, 440.18, 411.42, 445.1,
297/446.1, 452.63

See application file for complete search history.

(56) **References Cited**

U.S. PATENT DOCUMENTS

D127,713 S 6/1941 Haase
D201,178 S 5/1965 Clarke

D237,434 S 11/1975 Le May, Jr.
D240,097 S 6/1976 Theodor
D257,808 S 1/1981 Haggard
D333,925 S * 3/1993 Ricchio et al. D6/370
D399,667 S * 10/1998 Muller D6/370
D425,718 S * 5/2000 van Valderen D6/370
D647,318 S 10/2011 Bogdan et al.
D655,953 S * 3/2012 Hughes et al. D6/717
D660,036 S 5/2012 Grotta et al.
D660,037 S * 5/2012 Pedersen et al. D6/370
D660,038 S * 5/2012 Hoyord et al. D6/370
D680,346 S 4/2013 Pedersen et al.
D711,661 S 8/2014 Vanderminden

OTHER PUBLICATIONS

U.S. Office Action mailed on Sep. 3, 2014 in corresponding Design U.S. Appl. No. 29/495,622.
U.S. Appl. No. 29/495,622, filed Jul. 2, 2014, Gonzalo Mila Valcarcel et al.

* cited by examiner


Primary Examiner — Mimosa De
(74) *Attorney, Agent, or Firm* — Staas & Halsey LLP

(57) **CLAIM**
The ornamental design for a chair, as shown.

DESCRIPTION

FIG. 1 is a top perspective view of the chair showing our design;
FIG. 2 is a front view thereof;
FIG. 3 is a left side view thereof;
FIG. 4 is a top view thereof;
FIG. 5 is a right side view thereof;
FIG. 6 is a bottom view thereof; and,
FIG. 7 is a rear view thereof.

1 Claim, 7 Drawing Sheets



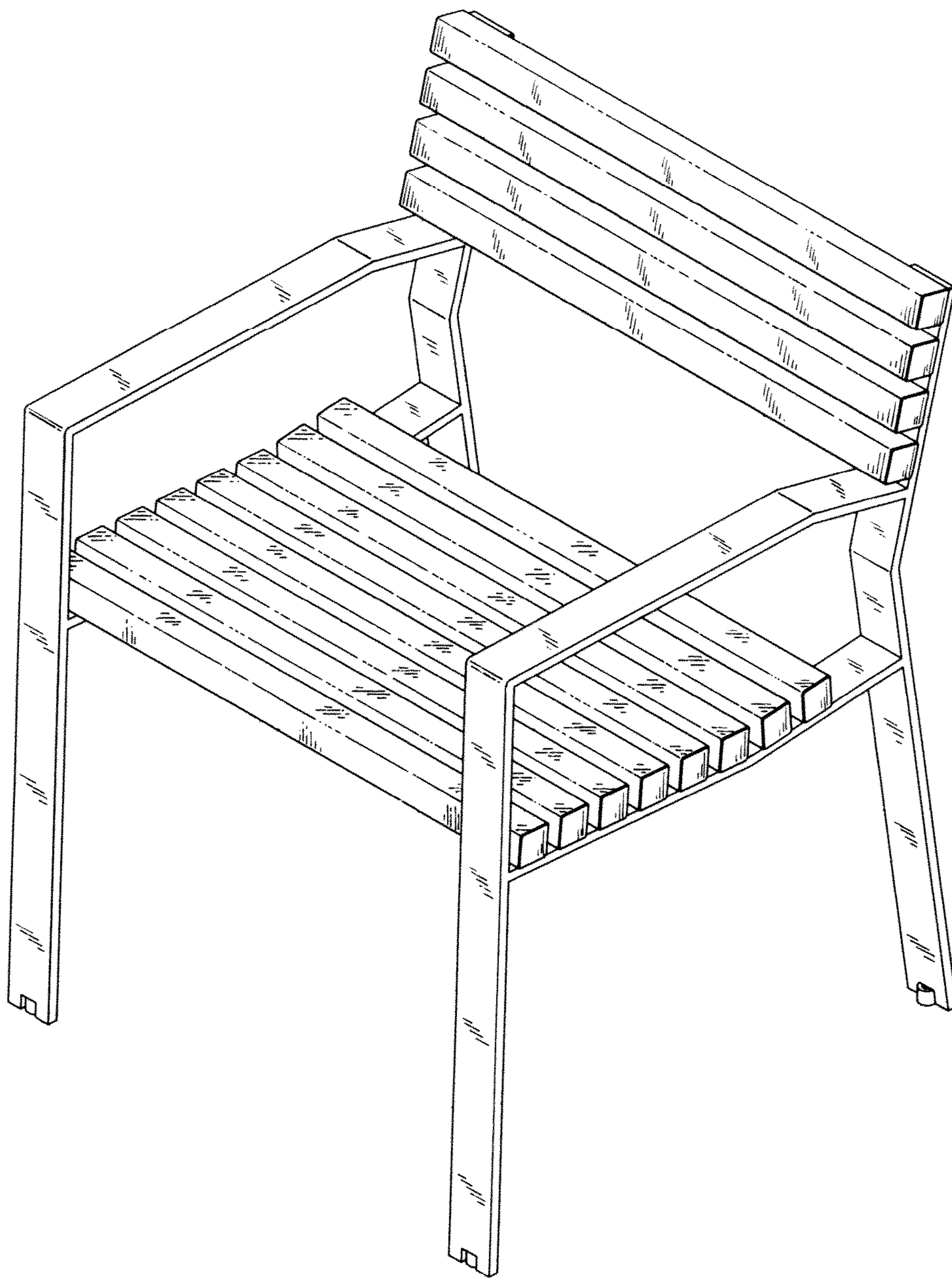


FIG. 1




FIG. 2




FIG. 3




FIG. 4




FIG. 5

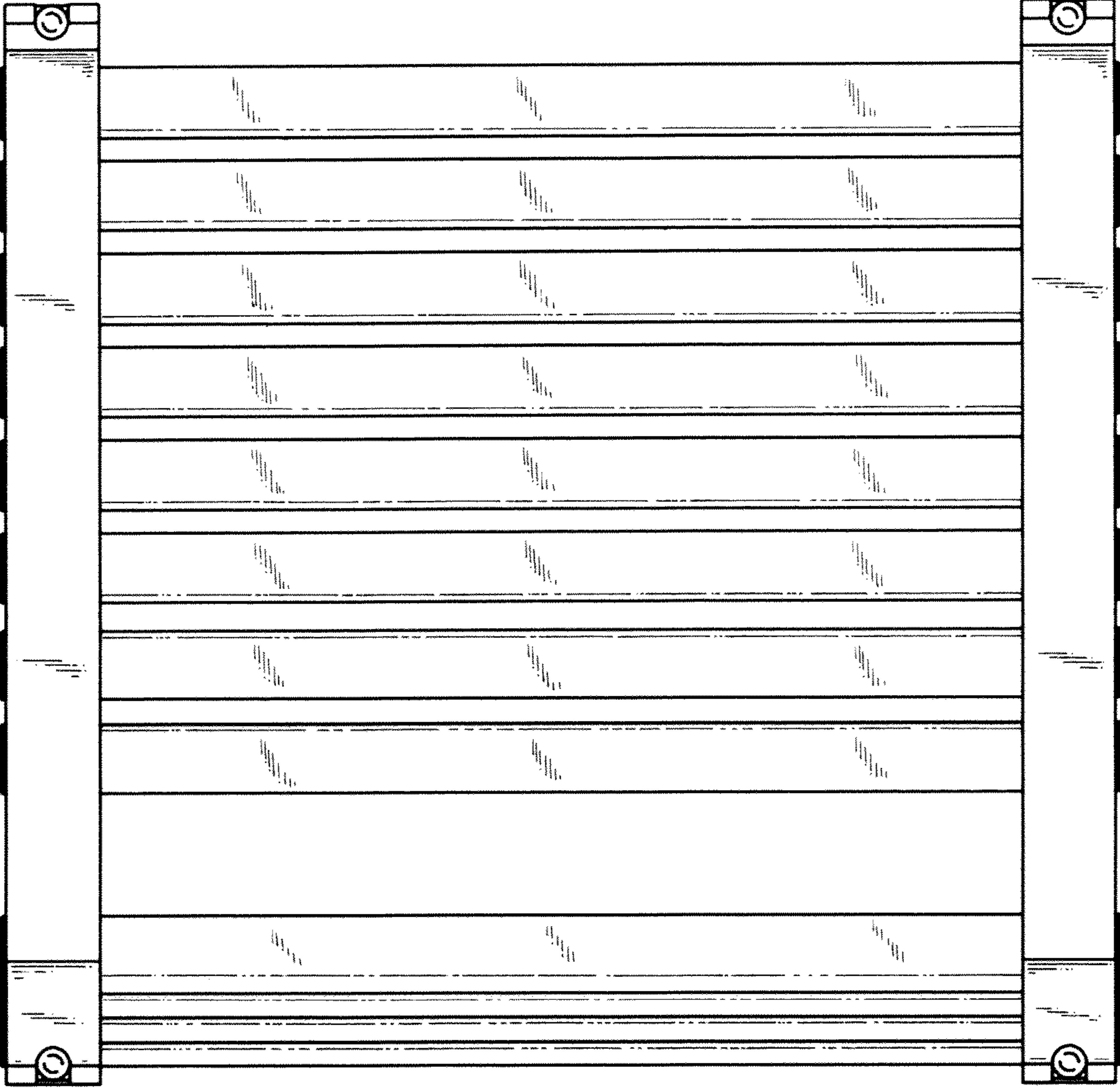


FIG. 6

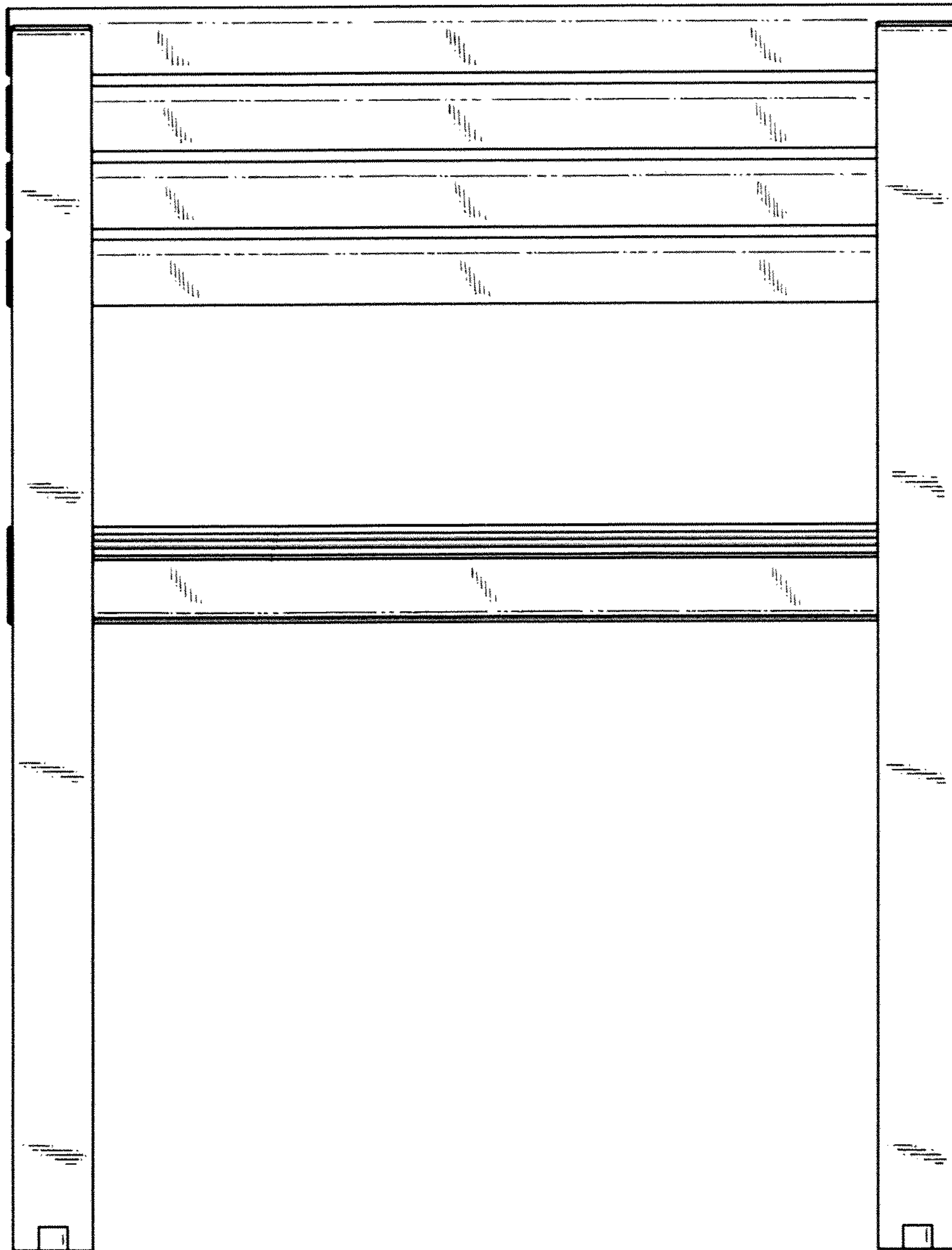


FIG. 7