



US00D720930S

(12) **United States Design Patent**
Neuhaus et al.

(10) **Patent No.:** **US D720,930 S**
(45) **Date of Patent:** **** *Jan. 13, 2015**

(54) **DISPLAY BOX**

(56) **References Cited**

(76) Inventors: **Brandon Neuhaus**, London (GB);
Margot Neuhaus, London (GB)

U.S. PATENT DOCUMENTS

(*) Notice: This patent is subject to a terminal disclaimer.

D110,256 S *	6/1938	Neumann	D3/295
D119,571 S *	3/1940	Wykel	D3/295
D272,203 S *	1/1984	Di Bartolo	D3/295
D386,615 S *	11/1997	Minami	D3/295
D425,302 S *	5/2000	Fountain, Sr.	D3/295
D516,812 S *	3/2006	Pangerc et al.	D3/294
D570,114 S *	6/2008	Netz	D3/294
7,661,530 B1 *	2/2010	Hewitt	206/528

(**) Term: **14 Years**

* cited by examiner

(21) Appl. No.: **29/407,154**

Primary Examiner — Sheryl Lane

(22) Filed: **Nov. 23, 2011**

(74) *Attorney, Agent, or Firm* — Sean D. Detweiler, Esq.;
Morse, Barnes-Brown & Pendleton, P.C.

(51) **LOC (10) Cl.** **03-01**

(57) **CLAIM**

We claim, the ornamental design for a display box, as shown and described.

(52) **U.S. Cl.**

DESCRIPTION

USPC **D3/295**

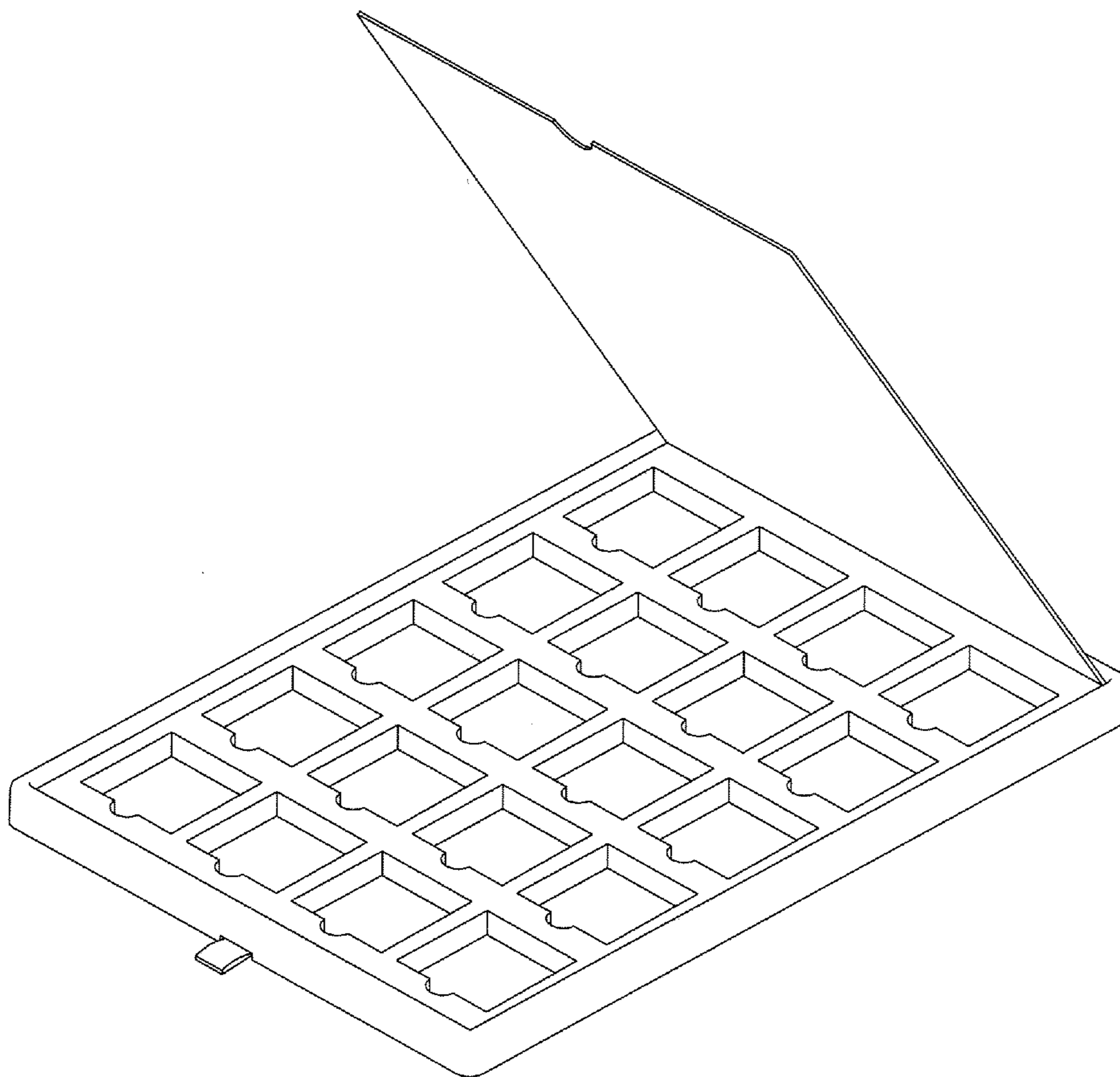
(58) **Field of Classification Search**

USPC D3/293–295, 273, 302, 905, 276, 283,
D3/201; 206/349, 372; D7/629; D30/133;
D9/420; 220/523, 4.21, 4.22

FIG. 1 is a perspective view of a display box with a top lid in an open position, according to our new design;
FIG. 2 is a top plan internal view thereof;
FIG. 3 is a side view thereof; and,
FIG. 4 is a front view thereof.

See application file for complete search history.

1 Claim, 4 Drawing Sheets



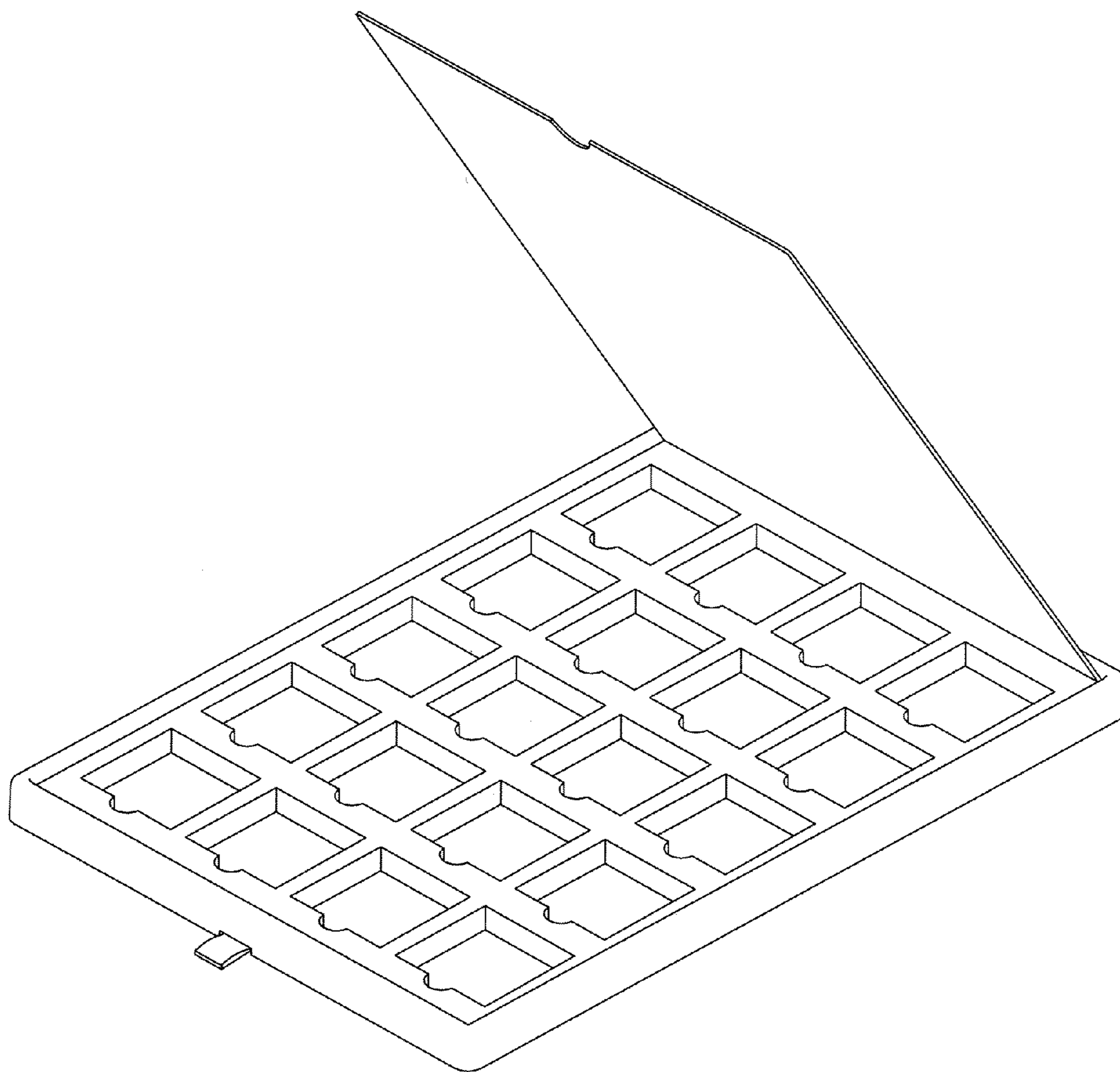


Fig. 1

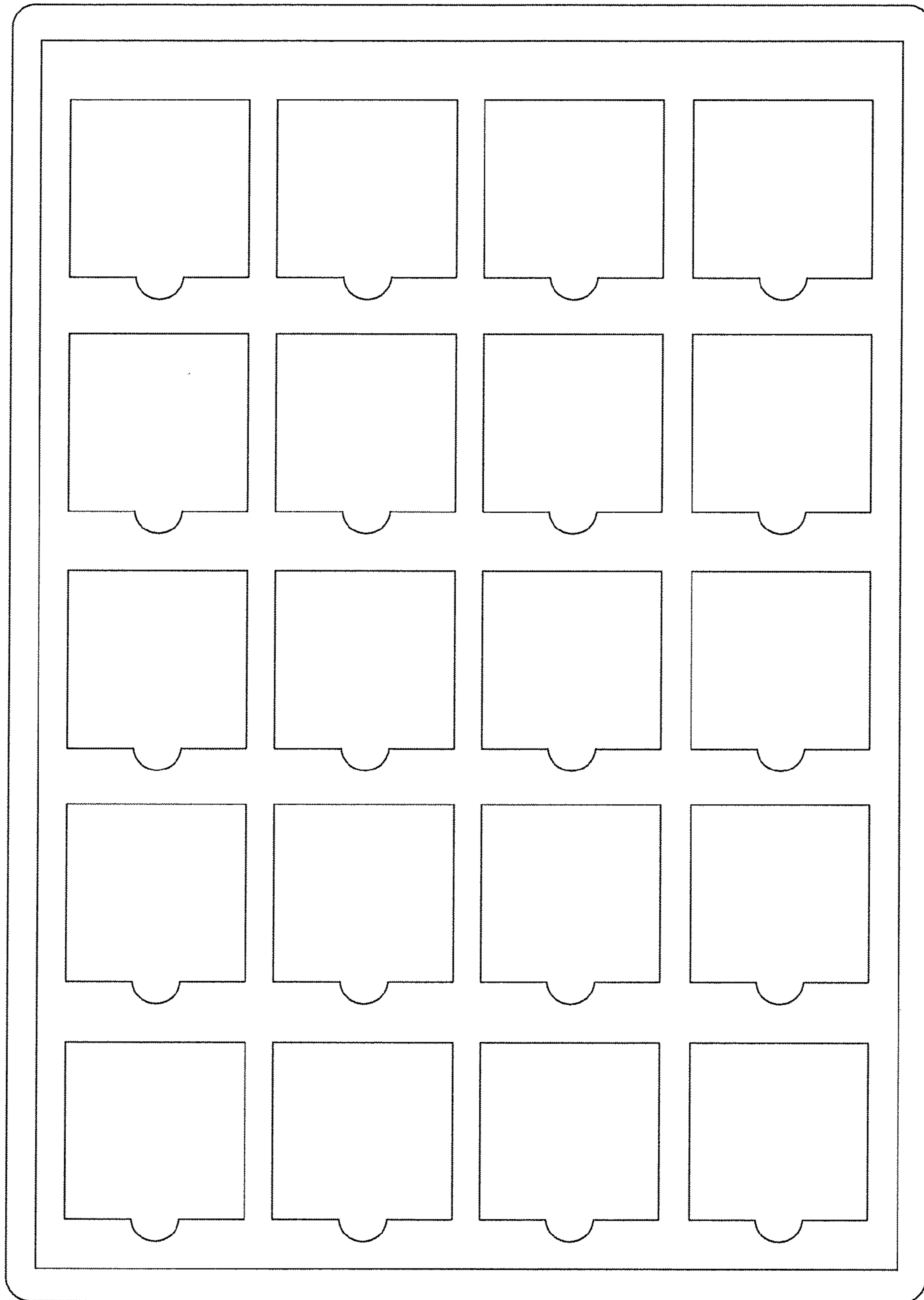


Fig. 2




Fig. 3



Fig. 4