



US00D720910S

(12) **United States Design Patent**
Seifts et al.

(10) **Patent No.:** **US D720,910 S**
(45) **Date of Patent:** **** Jan. 6, 2015**

(54) **DUSTPAN**

(71) Applicant: **Freudenberg Household Products LP,**
Aurora, IL (US)

(72) Inventors: **Joseph Seifts,** Naperville, IL (US);
Balaji Kandasamy, Naperville, IL (US)

(73) Assignee: **Freudenberg Household Products LP,**
Aurora, IL (US)

(**) Term: **14 Years**

(21) Appl. No.: **29/497,546**

(22) Filed: **Jul. 25, 2014**

(51) **LOC (10) Cl.** **07-05**

(52) **U.S. Cl.**
USPC **D32/74**

(58) **Field of Classification Search**
CPC A47L 13/52; A47L 13/51; A46B 15/00;
A46B 15/97; A46B 15/95; A46B 17/04;
A46B 5/04; A46B 5/00; A46B 2200/302
USPC D32/74, 41; D30/162; D7/691, 688;
D4/116; 15/257.5, 257.3, 257.2, 257.1;
134/6

See application file for complete search history.

(56) **References Cited**

U.S. PATENT DOCUMENTS

D466,262	S	*	11/2002	Chemtob	D32/74
D470,289	S	*	2/2003	Petner	D32/74
D475,828	S	*	6/2003	Libman et al.	D32/74
D508,760	S	*	8/2005	Berti	D32/74
D510,165	S	*	9/2005	Berti	D32/74
D630,401	S	*	1/2011	Libman et al.	D32/74
D630,403	S	*	1/2011	Raven	D32/74
D667,191	S	*	9/2012	Libman et al.	D32/74
D667,192	S	*	9/2012	Libman et al.	D32/74
D687,204	S	*	7/2013	Vasilakes et al.	D32/74
D711,609	S	*	8/2014	Libman et al.	D32/74

* cited by examiner

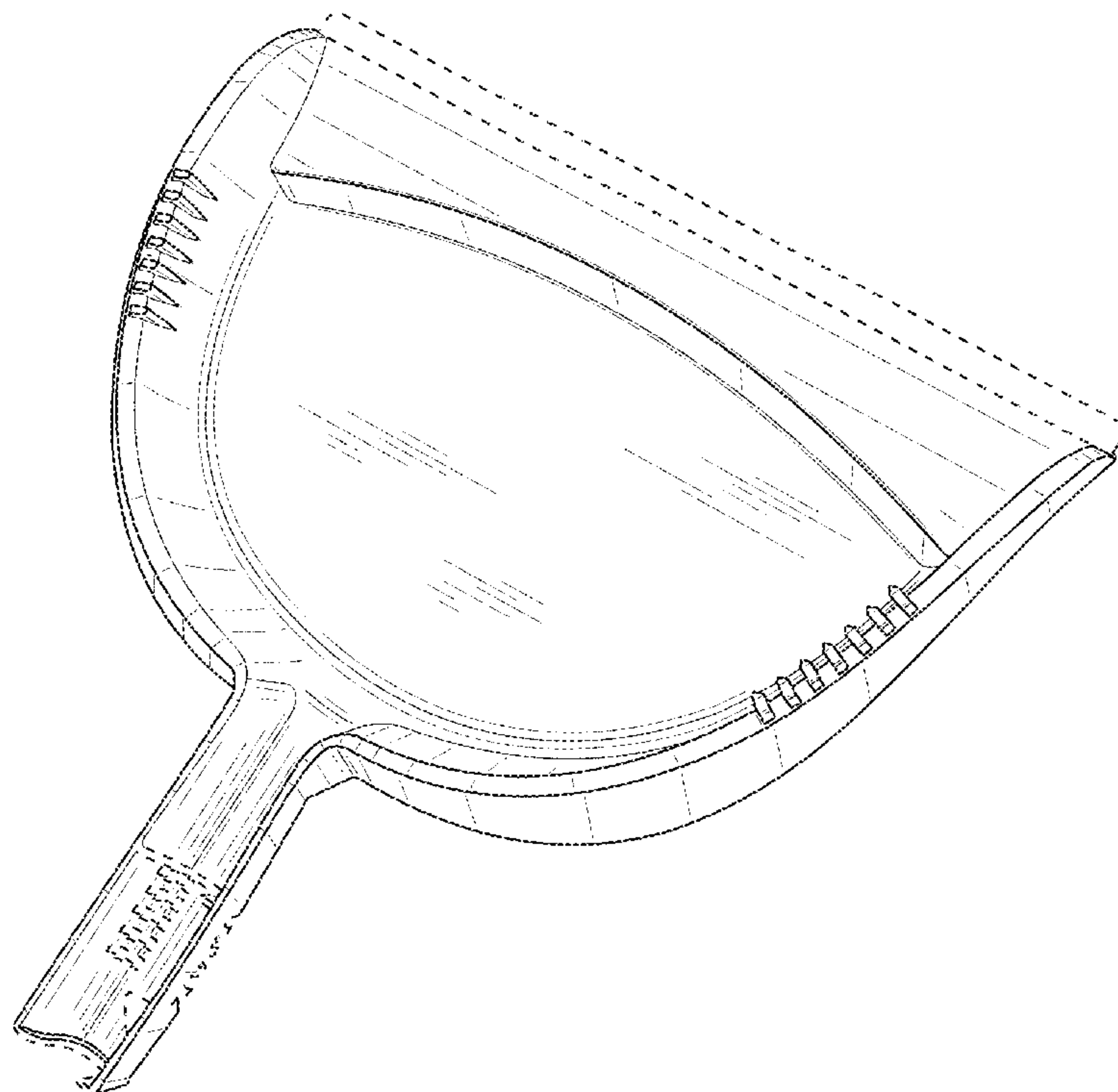
Primary Examiner — Austin Murphy
(74) *Attorney, Agent, or Firm* — Leydig, Voit & Mayer, Ltd.

(57) **CLAIM**
The ornamental design for a dustpan, as shown and described.

DESCRIPTION

FIG. 1 is a perspective view taken from the top, left side, and rear of a dustpan in accordance with our new design.
FIG. 2 is a top view of the dustpan of FIG. 1.
FIG. 3 is a bottom view of the dustpan of FIG. 1.
FIG. 4 is a right side elevational view of the dustpan of FIG. 1.
FIG. 5 is a left side elevational view of the dustpan of FIG. 1.
FIG. 6 is a front view of the dustpan of FIG. 1; and,
FIG. 7 is a rear view of the dustpan of FIG. 1.
The broken lines shown represent unclaimed subject matter and form no part of the claimed design.

1 Claim, 5 Drawing Sheets



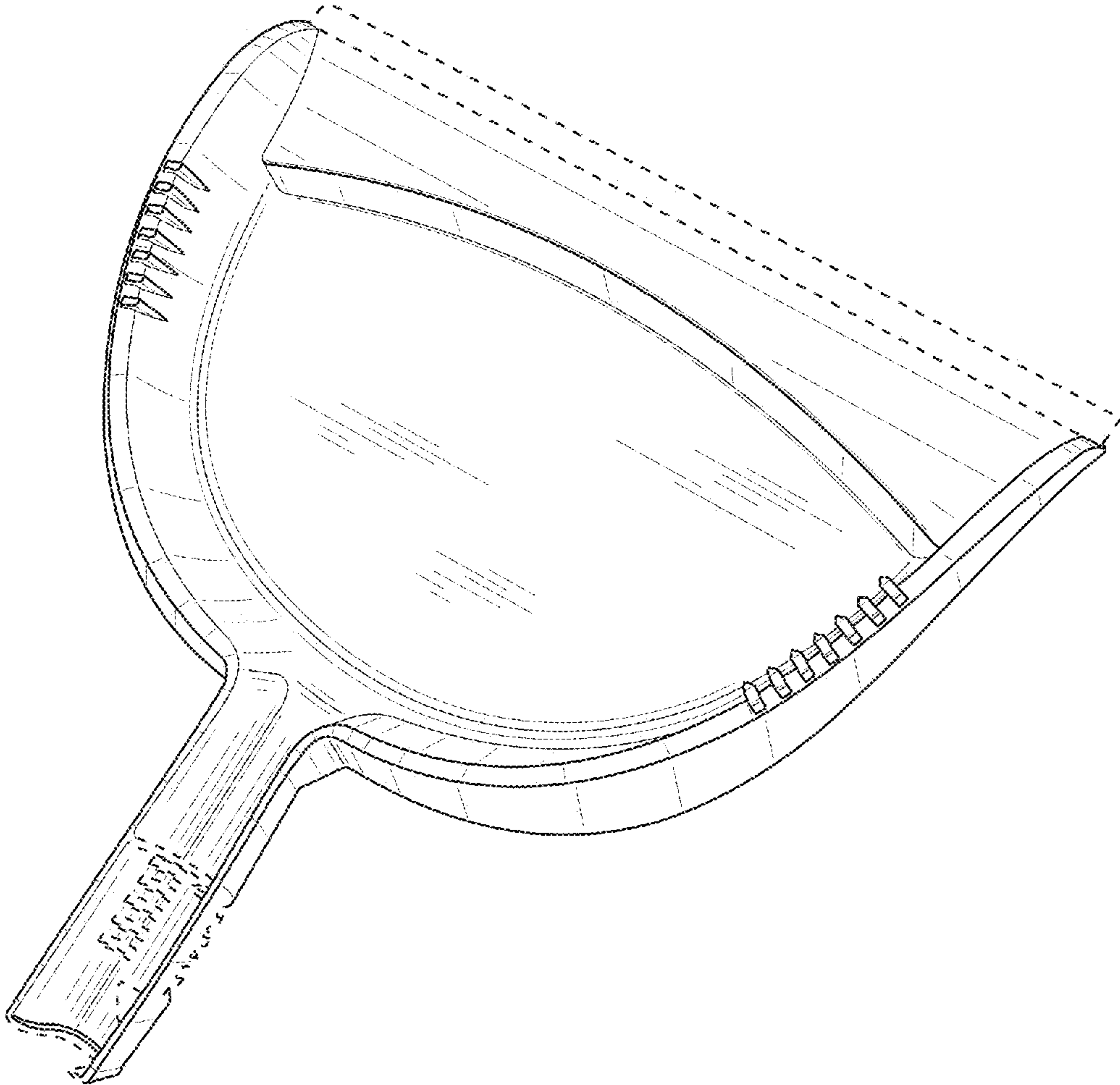


FIG. 1

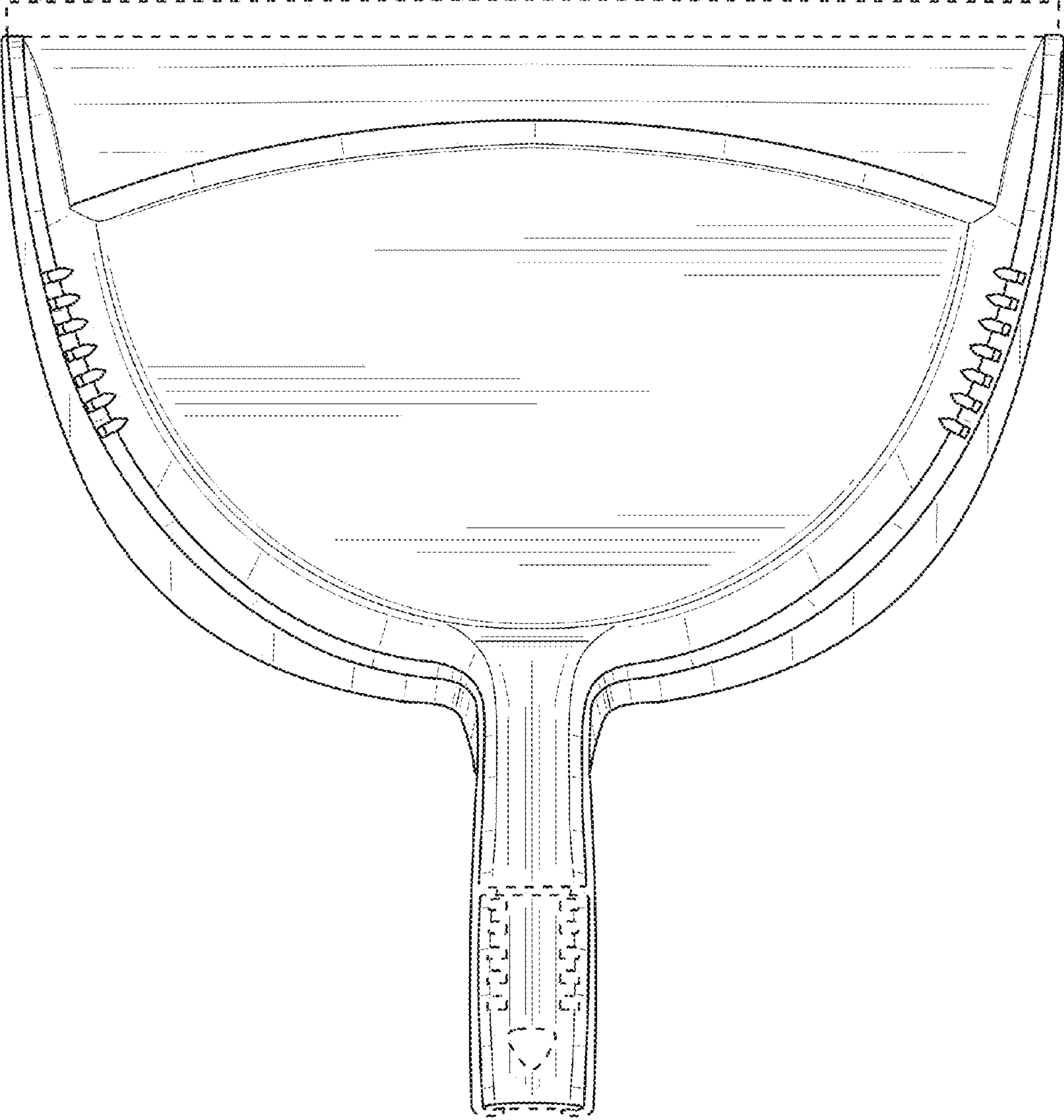


FIG. 2

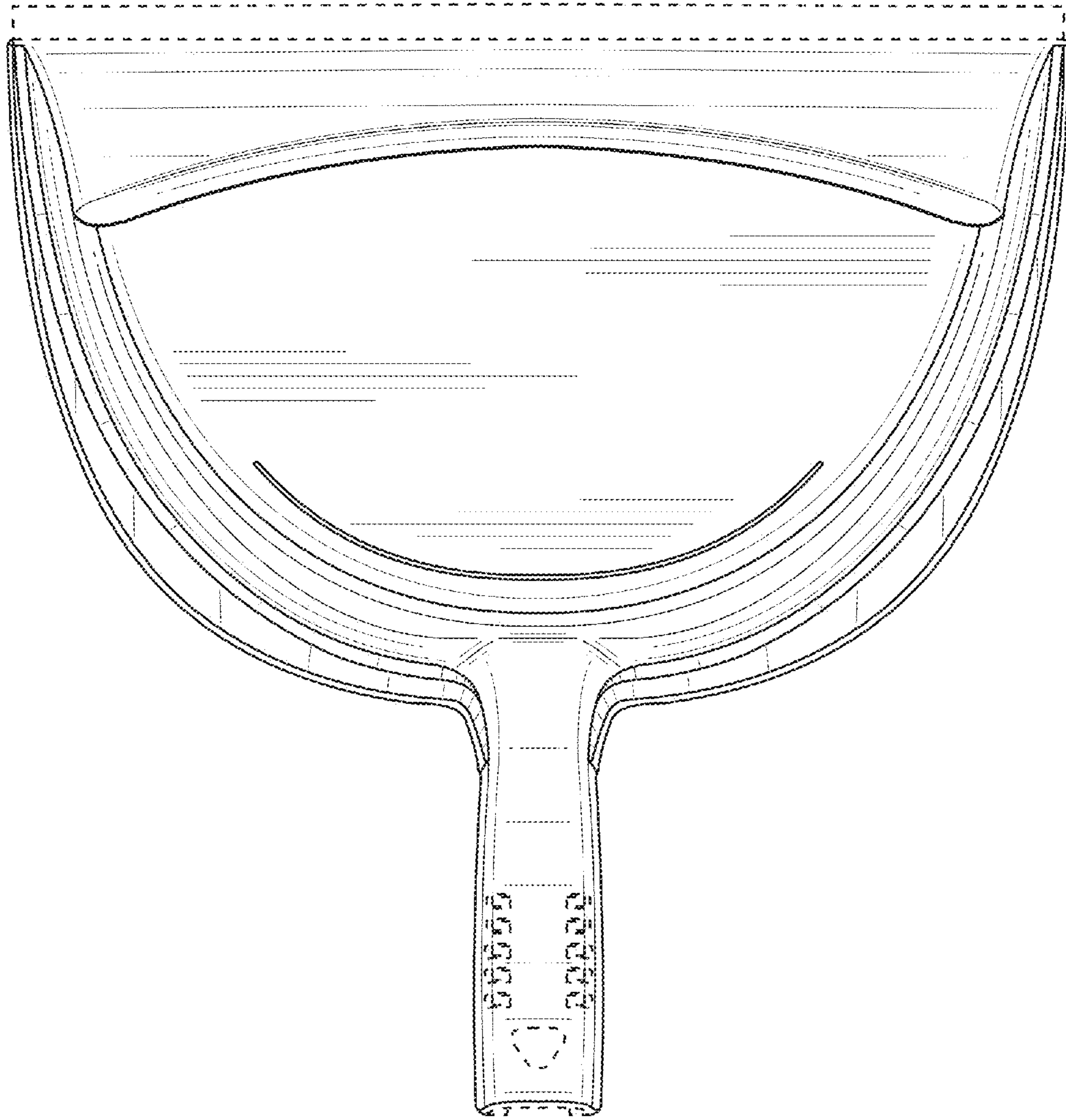


FIG. 3

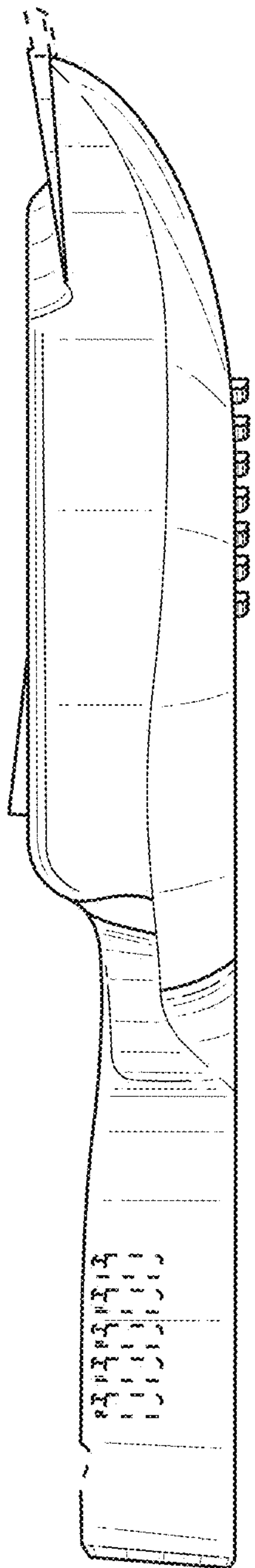


FIG. 4

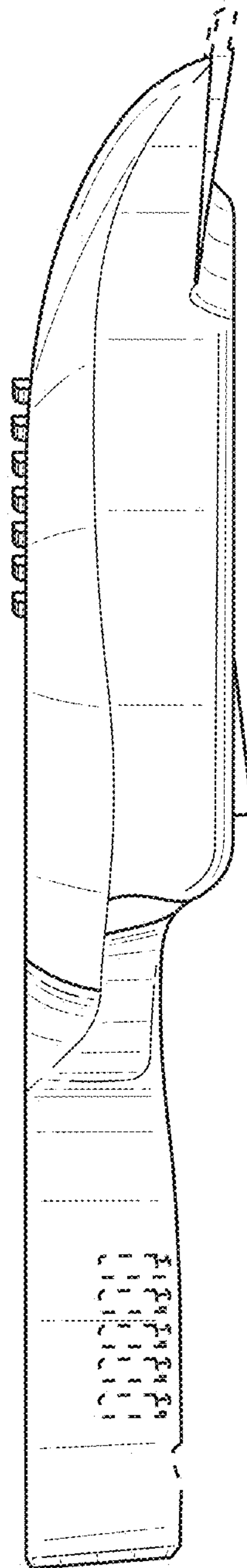


FIG. 5

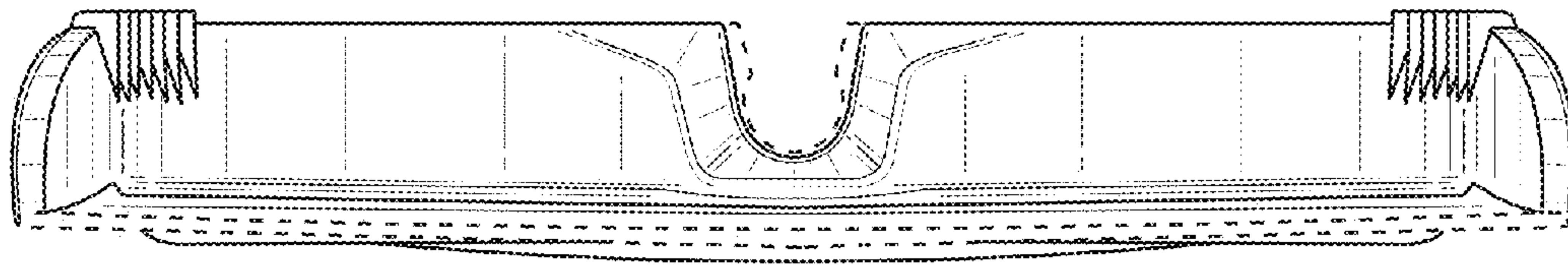


FIG. 6

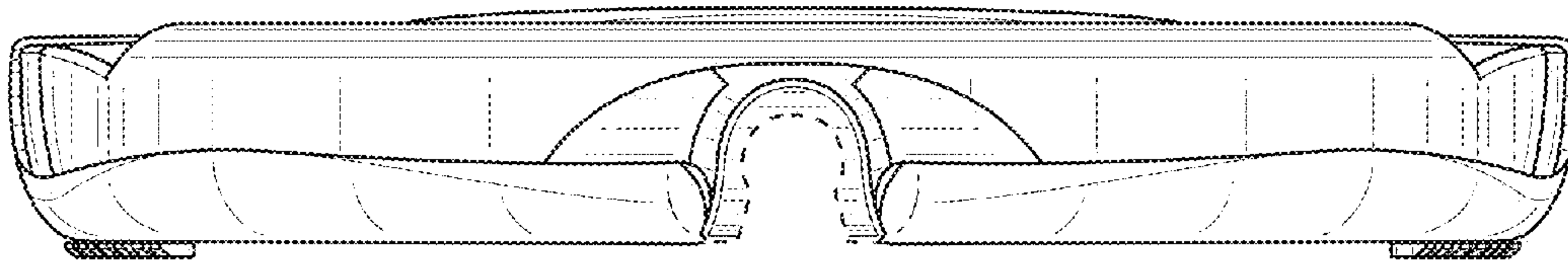


FIG. 7