



US00D720907S

(12) **United States Design Patent**  
**Perez**

(10) **Patent No.:** **US D720,907 S**  
(45) **Date of Patent:** **\*\* Jan. 6, 2015**

- (54) **DRYING RACK**
- (71) Applicant: **Andres Perez**, Caguas, PR (US)
- (72) Inventor: **Andres Perez**, Caguas, PR (US)
- (\*\*) Term: **14 Years**
- (21) Appl. No.: **29/444,012**
- (22) Filed: **Jan. 25, 2013**
- (51) **LOC (10) Cl.** ..... **07-05**
- (52) **U.S. Cl.**  
USPC ..... **D32/58**
- (58) **Field of Classification Search**  
USPC ..... D32/55, 276, 3, 58; D6/510, 525;  
211/41.5, 41.4, 41.3, 41.8, 195, 200;  
361/679.4; 312/311, 333, 334.4;  
D7/354, 629, 368  
See application file for complete search history.

D322,698 S *	12/1991	Cassel .....	D32/58
D417,536 S *	12/1999	Sum .....	D32/58
D546,013 S *	7/2007	Pong .....	D32/58
D564,165 S *	3/2008	King et al. ....	D32/58
D650,542 S *	12/2011	Kontorovich et al. ....	D32/58
D655,877 S *	3/2012	Greenway et al. ....	D32/58
D673,217 S *	12/2012	Kong et al. ....	D19/52
2008/0289905 A1 *	11/2008	Pelsue et al. ....	182/236

\* cited by examiner

*Primary Examiner* — Austin Murphy

(74) *Attorney, Agent, or Firm* — Heglund & Pamias, PSC;  
Roberto J. Rios

(57) **CLAIM**

The ornamental design for a drying rack, as shown and described.

**DESCRIPTION**

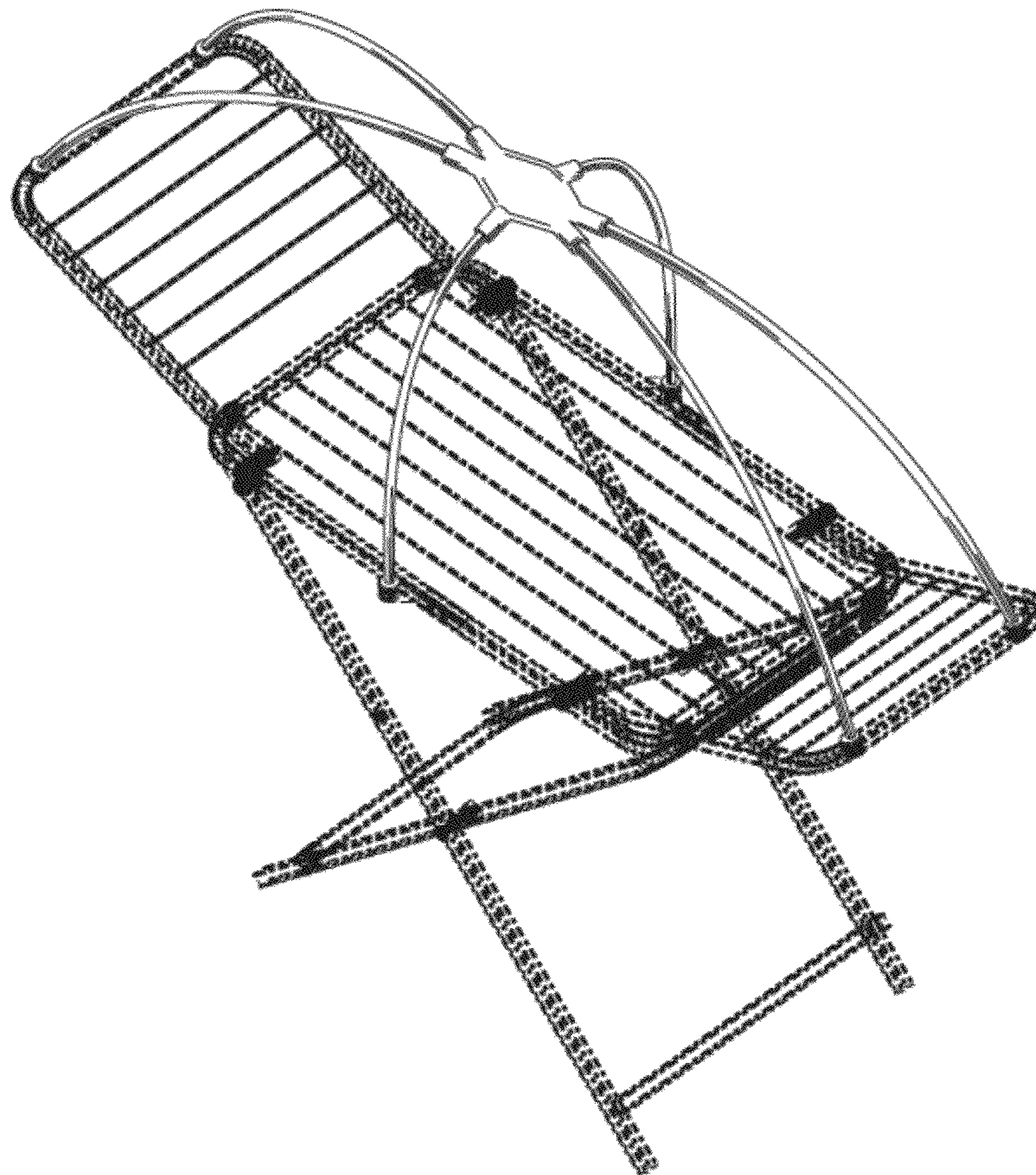
FIG. 1 is a side perspective view of the drying rack.  
 FIG. 2 is a top view of the drying rack of FIG. 1.  
 FIG. 3 is a side view of the drying rack of FIG. 1; and,  
 FIG. 4 is a front view of the drying rack of FIG. 1.  
 The broken lines are for the purpose of illustrating the environment of the design only and form no part of the claimed design.

**1 Claim, 4 Drawing Sheets**

(56) **References Cited**

U.S. PATENT DOCUMENTS

2,406,638 A *	8/1946	Schissel .....	211/200
D224,042 S *	6/1972	Van Voorhis .....	D32/58
D267,768 S *	2/1983	Duggan .....	D7/368





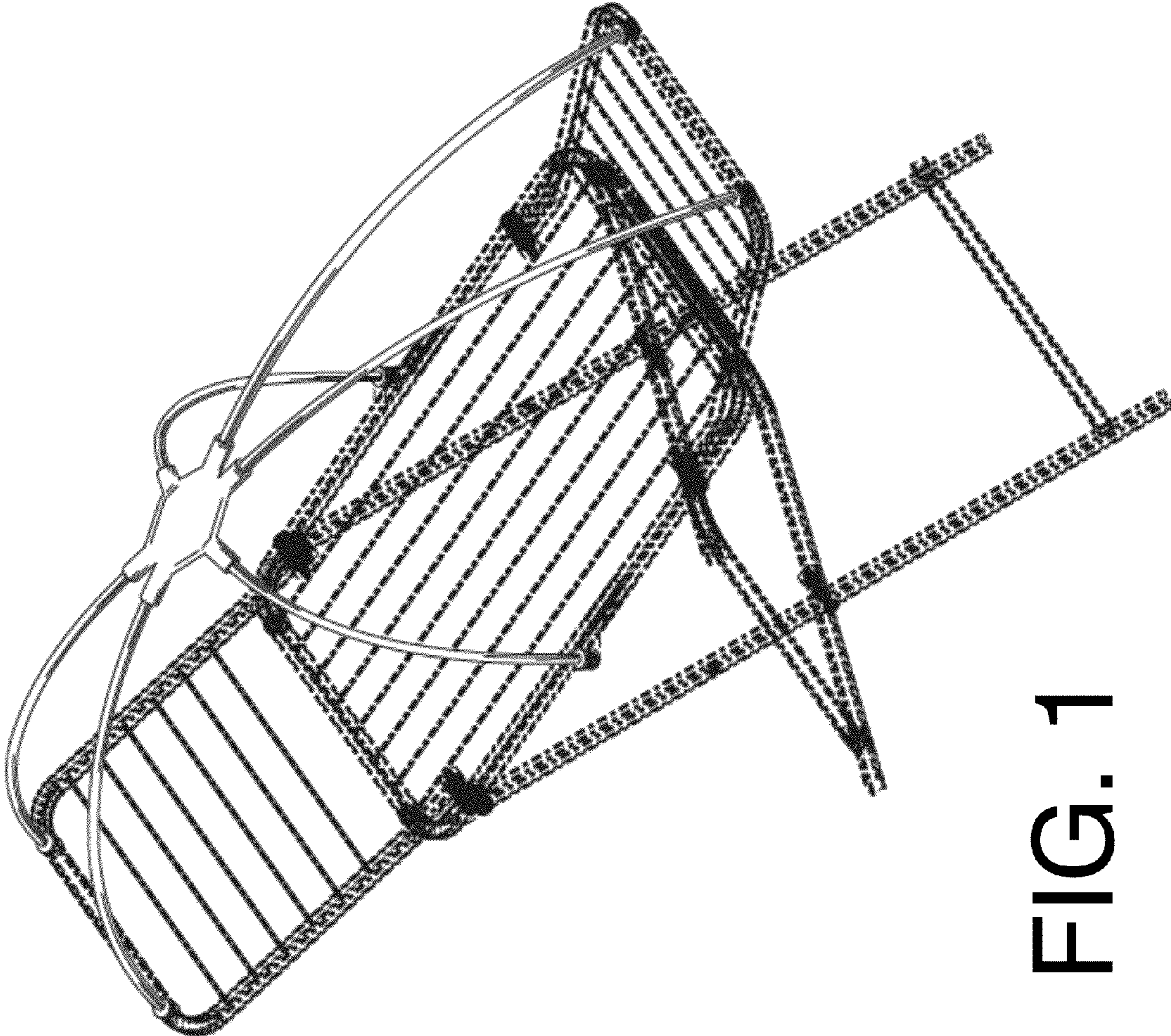


FIG. 1



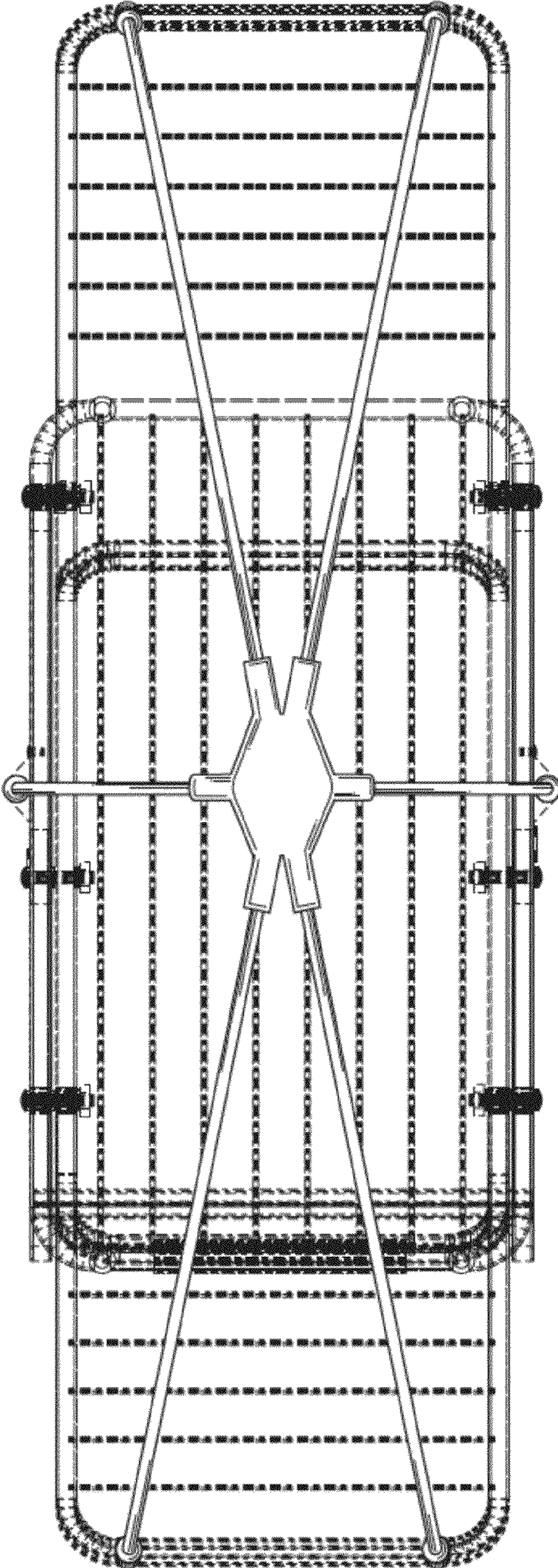


FIG. 2






FIG. 3

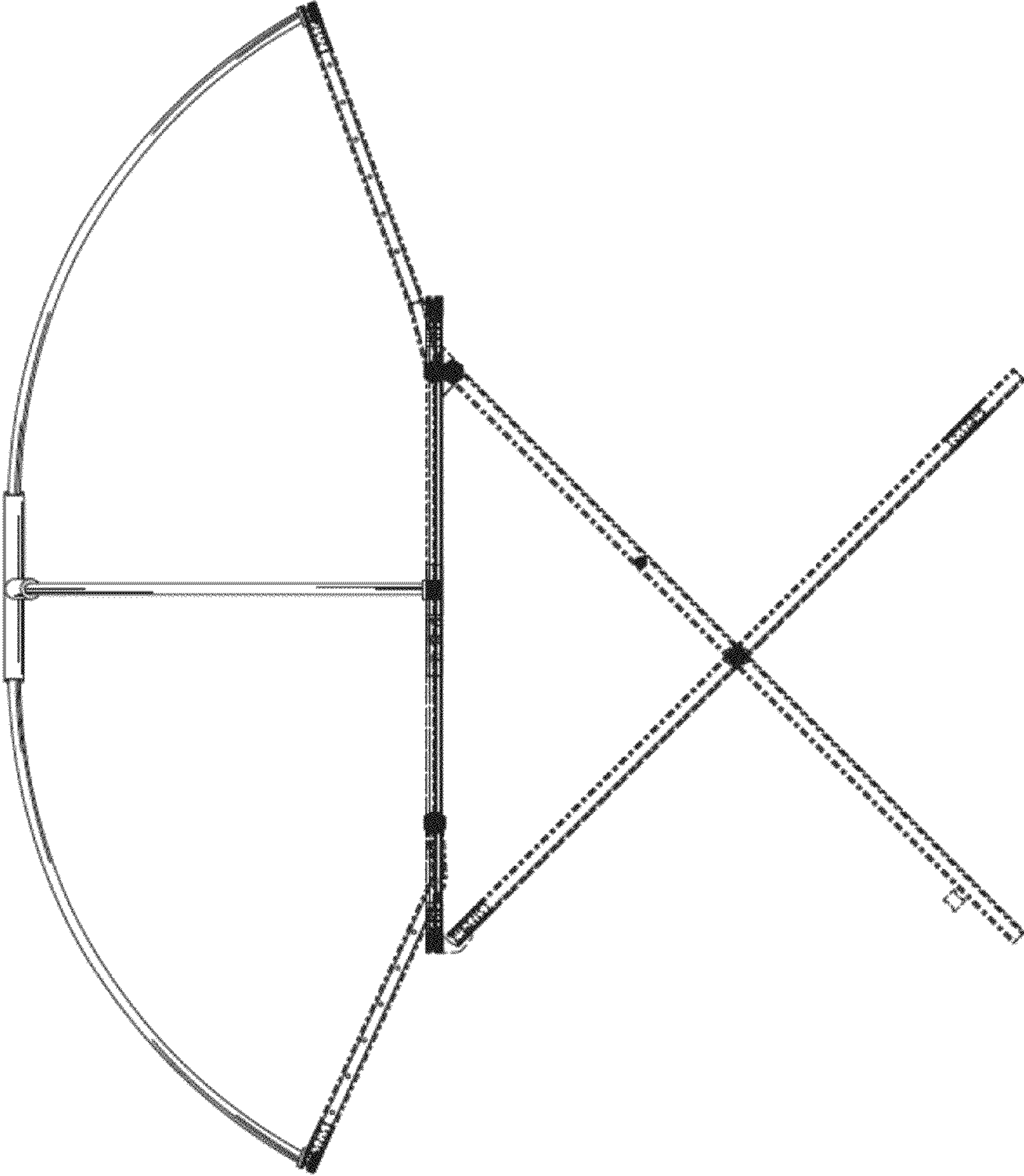


FIG. 4