



US00D720898S

(12) **United States Design Patent**
Herrera

(10) **Patent No.:** **US D720,898 S**

(45) **Date of Patent:** **** Jan. 6, 2015**

- (54) **ANIMAL TOY**
- (71) Applicant: **M. Teresa Herrera**, Long Beach, CA
(US)
- (72) Inventor: **M. Teresa Herrera**, Long Beach, CA
(US)
- (**) Term: **14 Years**
- (21) Appl. No.: **29/460,520**
- (22) Filed: **Jul. 11, 2013**
- (51) **LOC (10) Cl.** **30-99**
- (52) **U.S. Cl.**
USPC **D30/160; D7/591**
- (58) **Field of Classification Search**
USPC **D30/160; D7/591-592, 597;**
D24/211-212, 214-215; 119/54, 496,
119/702, 706-711
See application file for complete search history.

3,052,246	A *	9/1962	Beard	134/155
3,217,964	A *	11/1965	Stegner	229/5.5
D203,629	S *	2/1966	Brock	D9/780
3,385,470	A *	5/1968	Dorosz et al.	220/613
3,498,798	A *	3/1970	Hawley et al.	426/124
D257,819	S *	1/1981	Morin	D7/591
D290,920	S *	7/1987	Zaruba et al.	D7/672
5,031,573	A *	7/1991	De Marco et al.	119/496
5,275,127	A *	1/1994	Leopold	119/711
D349,786	S *	8/1994	Markham	D30/160
5,390,629	A *	2/1995	Simone	119/711
D423,266	S *	4/2000	Ludwig	D7/534
D515,916	S *	2/2006	Bleuer	D9/428
D588,872	S *	3/2009	Gospodarski	D7/591
7,533,776	B2 *	5/2009	Nickerson	211/94.01
D665,136	S *	8/2012	Day	D30/160
D689,654	S *	9/2013	Oblack et al.	D30/160

* cited by examiner

Primary Examiner — Cathy A MacCormac
(74) *Attorney, Agent, or Firm* — James E. Brunton


(57) **CLAIM**
The ornamental design for an “animal toy,” as shown.

- (56) **References Cited**
U.S. PATENT DOCUMENTS
- | | | | | | |
|-----------|-----|---------|---------|-------|---------|
| 439,622 | A * | 11/1890 | Bastin | | 225/47 |
| 727,454 | A * | 5/1903 | Royce | | 119/534 |
| 919,715 | A * | 4/1909 | Gray | | 229/93 |
| D54,393 | S * | 2/1920 | Dobbins | | D7/592 |
| 1,634,569 | A * | 7/1927 | Bray | | 220/298 |
| 2,162,853 | A * | 6/1939 | Massey | | 229/5.5 |
| 2,962,187 | A * | 11/1960 | Morris | | 220/780 |

DESCRIPTION

FIG. 1 is a perspective view of an “animal toy” showing my new design;
FIG. 2 is a left side view thereof;
FIG. 3 is a right side view thereof; and,
FIG. 4 is a front view thereof.

1 Claim, 1 Drawing Sheet






Fig. 1

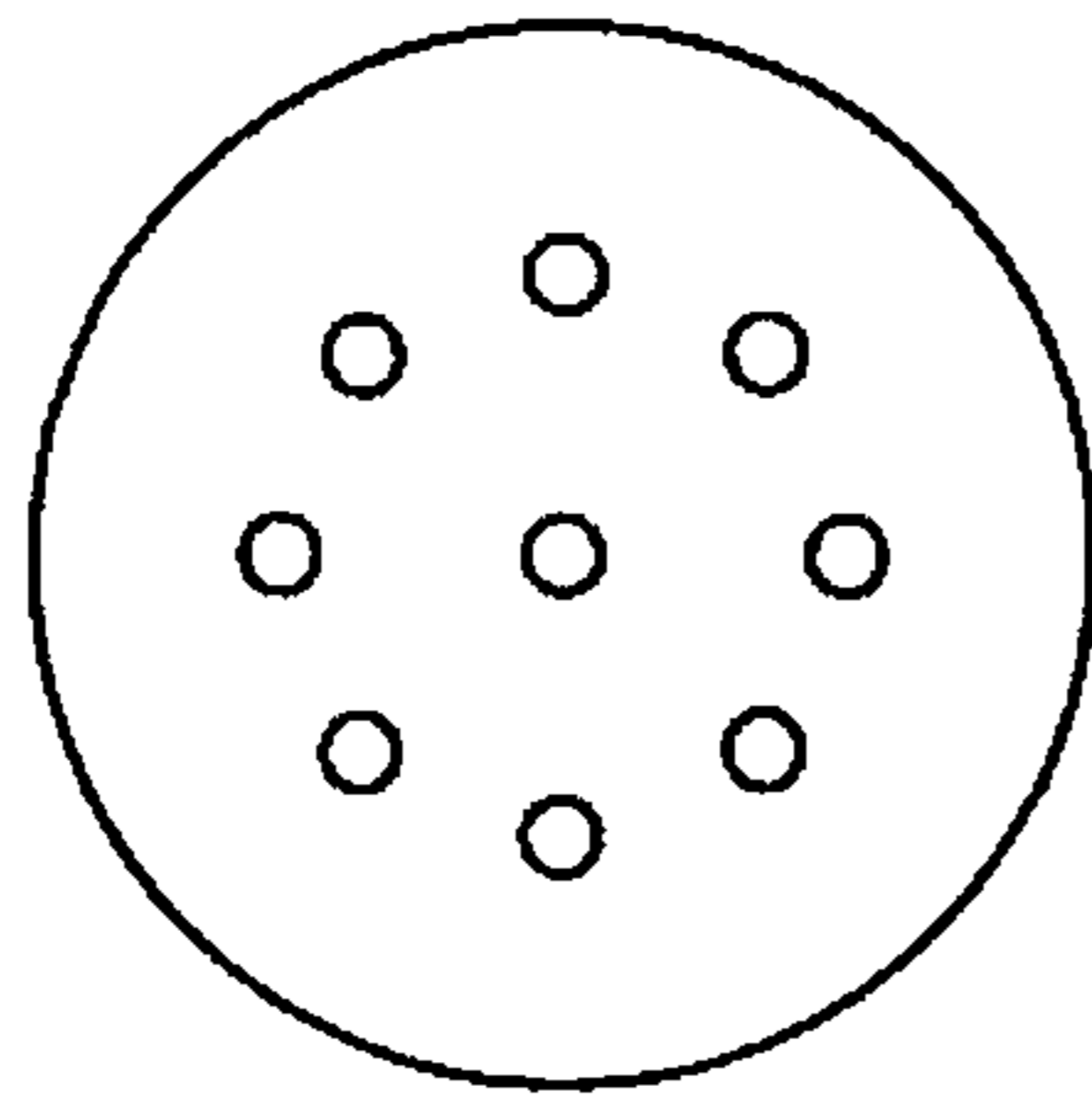


Fig. 2




Fig. 3




Fig. 4