



US00D720891S

(12) **United States Design Patent**
Gill

(10) **Patent No.:** **US D720,891 S**

(45) **Date of Patent:** **** Jan. 6, 2015**

(54) **EYEGGLASS ATTACHABLE FACE SHIELD**

(71) Applicant: **Kristi Gill**, Silt, CO (US)

(72) Inventor: **Kristi Gill**, Silt, CO (US)

(**) Term: **14 Years**

(21) Appl. No.: **29/482,529**

(22) Filed: **Feb. 19, 2014**

(51) **LOC (10) Cl.** **29-02**

(52) **U.S. Cl.**
USPC **D29/109**

(58) **Field of Classification Search**
USPC D29/100, 105, 106, 107, 108, 109, 110,
D29/122; 2/1, 455, 410, 6.3, 6.4, 6.5, 6.7,
2/424, 15, 12, 13, 427, 431-434, 9
See application file for complete search history.

(56) **References Cited**

U.S. PATENT DOCUMENTS

D109,387 S *	4/1938	Berg	D29/109
D150,508 S *	8/1948	Mendelsohn	D16/301
D158,020 S *	4/1950	Spier	D16/301
D160,897 S *	11/1950	Sors et al.	D29/109
2,530,881 A *	11/1950	Houston	2/12
2,545,078 A *	3/1951	Gardner	2/12
2,556,433 A *	6/1951	Mitchell	2/432
D197,189 S *	12/1963	Resk	D29/109
D204,637 S *	5/1966	Mitchell	D29/109
D253,198 S *	10/1979	Posey, Jr.	D29/109
D285,624 S *	9/1986	Rosenbaum	D16/301
D299,767 S *	2/1989	Hsin	D29/109
D361,868 S *	8/1995	Raugh	D29/109

D374,950 S *	10/1996	Clark	D29/109
D381,126 S *	7/1997	Quaresima	D29/109
6,200,585 B1 *	3/2001	Voelz	424/411
D684,321 S *	6/2013	Gill	D29/109
D712,451 S *	9/2014	Kim	D16/300

* cited by examiner

Primary Examiner — Elizabeth J Oswecki

(74) *Attorney, Agent, or Firm* — Crossley Patent Law

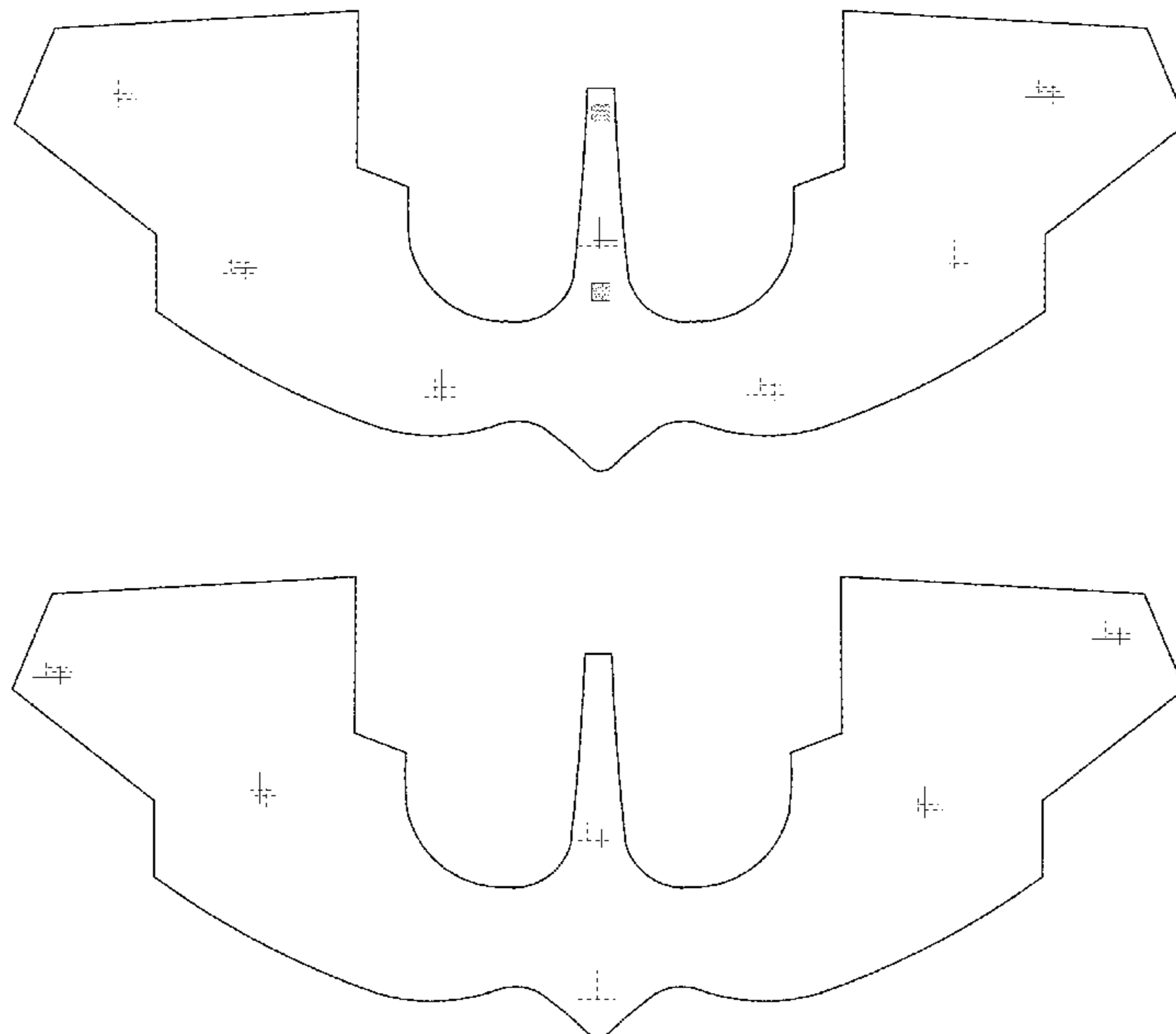
(57) **CLAIM**

The ornamental design for an eyeglass attachable face shield, as shown and described.

DESCRIPTION

FIG. 1 is a front elevation view of an eyeglass attachable face shield showing my new design;
 FIG. 2 is a rear elevation view thereof;
 FIG. 3 is a right side elevation view thereof, the left side elevation view being a mirror image of FIG. 3;
 FIG. 4 is a top plan view thereof;
 FIG. 5 is a bottom plan view thereof;
 FIG. 6 is a front isometric view thereof, shown in a used condition with eyeglasses shown in broken lines; and,
 FIG. 7 is a rear isometric view thereof, shown in a used condition with eyeglasses shown in broken lines.
 The broken lines in FIGS. 6 and 7 of the drawings depict an eyeglass as environmental subject matter only and form no part of the claimed design.

1 Claim, 5 Drawing Sheets



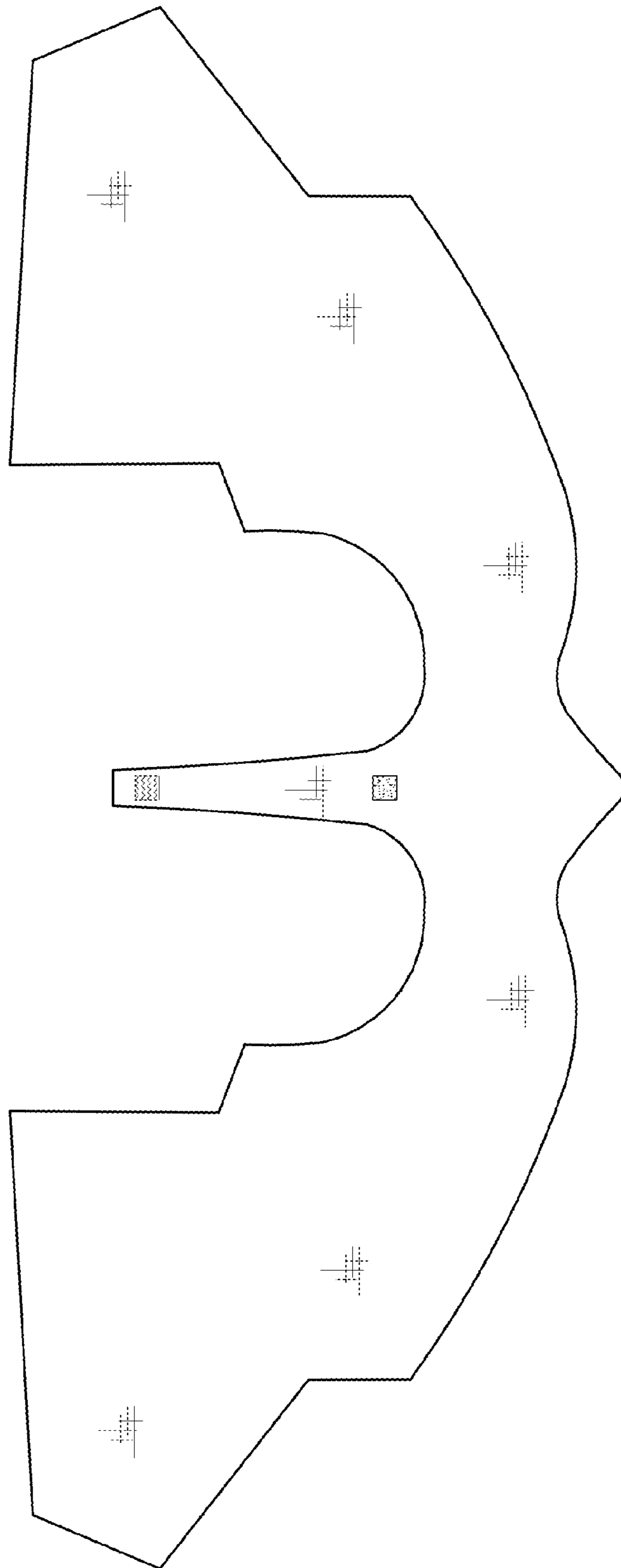


FIG. 1

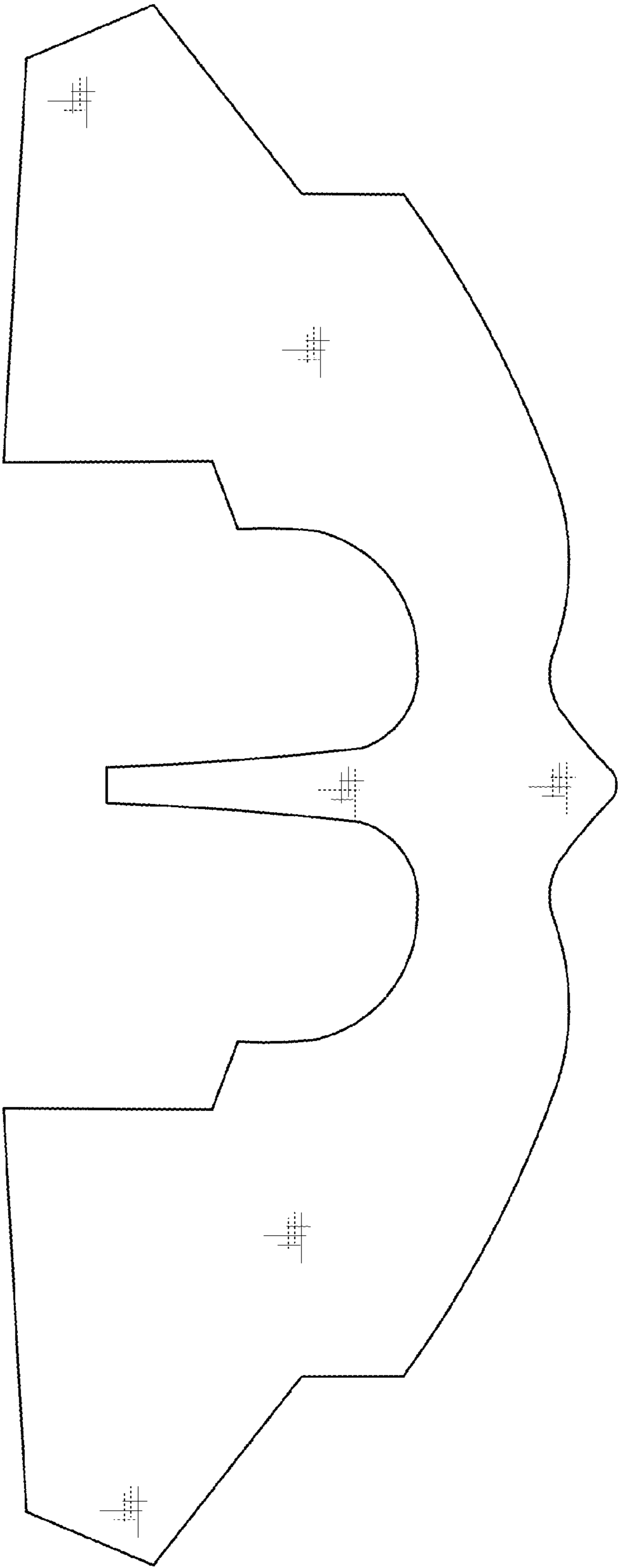


FIG. 2



FIG. 3



FIG. 4



FIG. 5

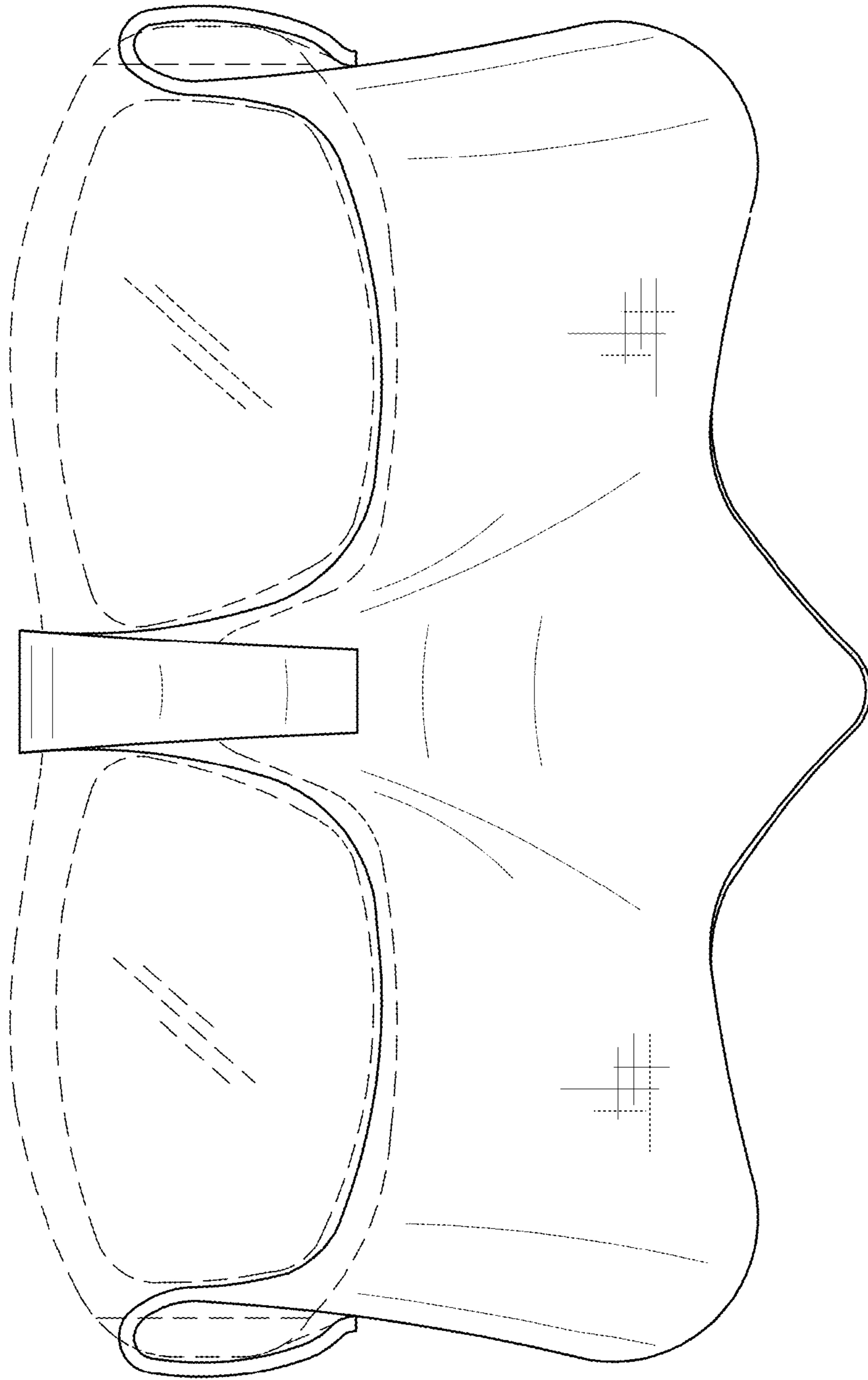


FIG. 6

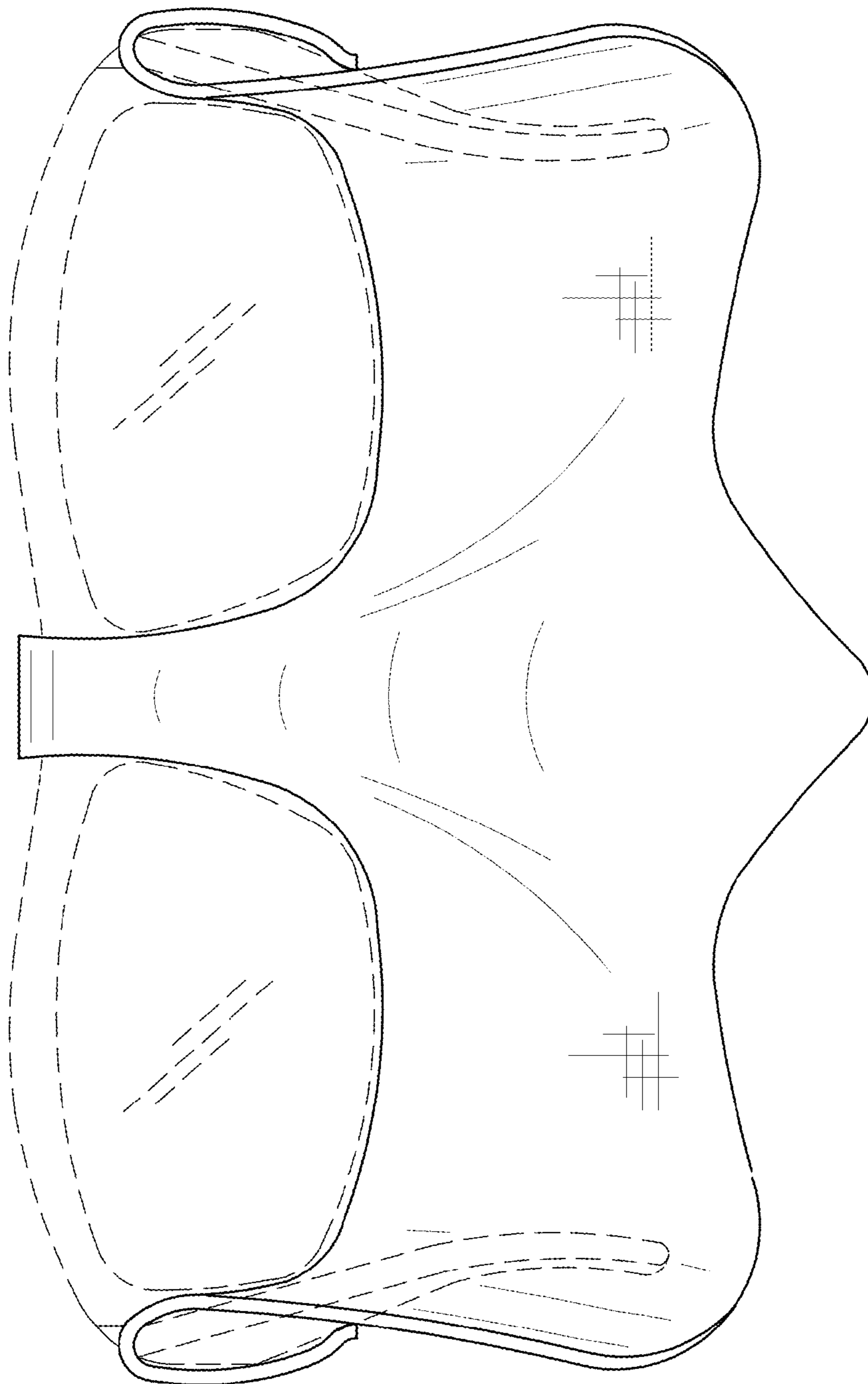


FIG. 7