



US00D720885S

(12) **United States Design Patent**
Hsu

(10) **Patent No.:** **US D720,885 S**
(45) **Date of Patent:** **** Jan. 6, 2015**

(54) **HAIRPIN**

(71) Applicant: **Shih-Ling Hsu**, Tainan (TW)

(72) Inventor: **Shih-Ling Hsu**, Tainan (TW)

(**) Term: **14 Years**

(21) Appl. No.: **29/478,943**

(22) Filed: **Jan. 9, 2014**

(51) **LOC (10) Cl.** **28-03**

(52) **U.S. Cl.**
CPC **A45D 8/02** (2013.01)
USPC **D28/39**

(58) **Field of Classification Search**
CPC A45D 8/02
USPC D28/31-34, 39-43; 132/273-284;
D19/34, 65
See application file for complete search history.

(56) **References Cited**

U.S. PATENT DOCUMENTS

2,166,460	A *	7/1939	Burns	132/277
2,352,419	A *	6/1944	Van Housen, Jr.	132/281
D146,349	S *	2/1947	Dovidio	D28/39
D189,471	S *	12/1960	Sawyer	D28/39
D190,544	S *	6/1961	Goodman	D28/39
3,417,761	A *	12/1968	Kulnis et al.	132/284

* cited by examiner

Primary Examiner — Zenia Bennett

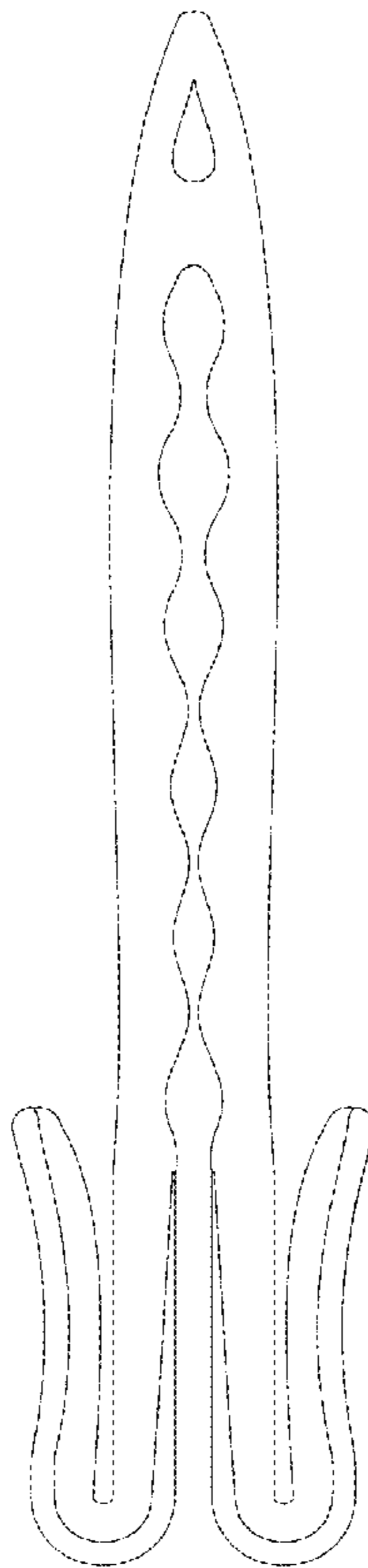
(57) **CLAIM**

The ornamental design for a hairpin, as shown and described.

DESCRIPTION

FIG. 1 is a perspective view of a hairpin showing my new design thereof;
FIG. 2 is a front elevational view thereof;
FIG. 3 is a rear elevational view thereof;
FIG. 4 is a left side elevational view thereof;
FIG. 5 is a right side elevational view thereof;
FIG. 6 is a top plan view thereof; and,
FIG. 7 is a bottom plan view thereof.

1 Claim, 7 Drawing Sheets



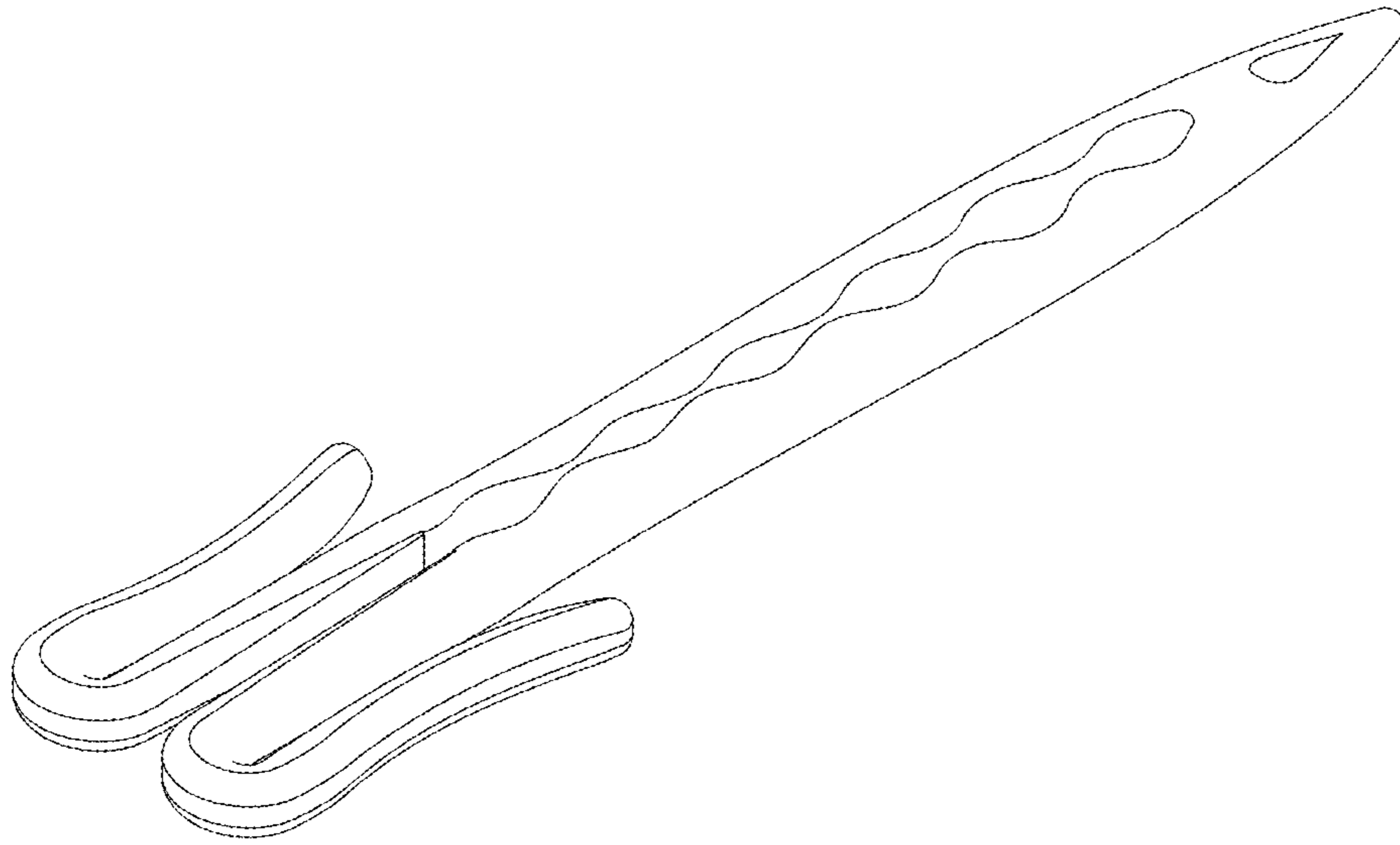


FIG. 1



FIG. 2



FIG. 3



FIG. 4




FIG. 5

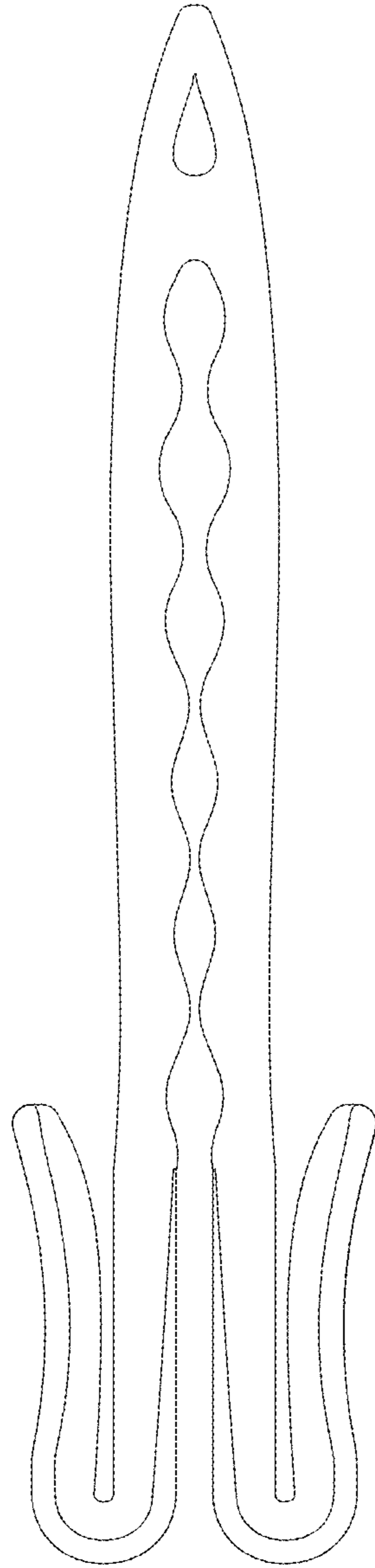


FIG. 6

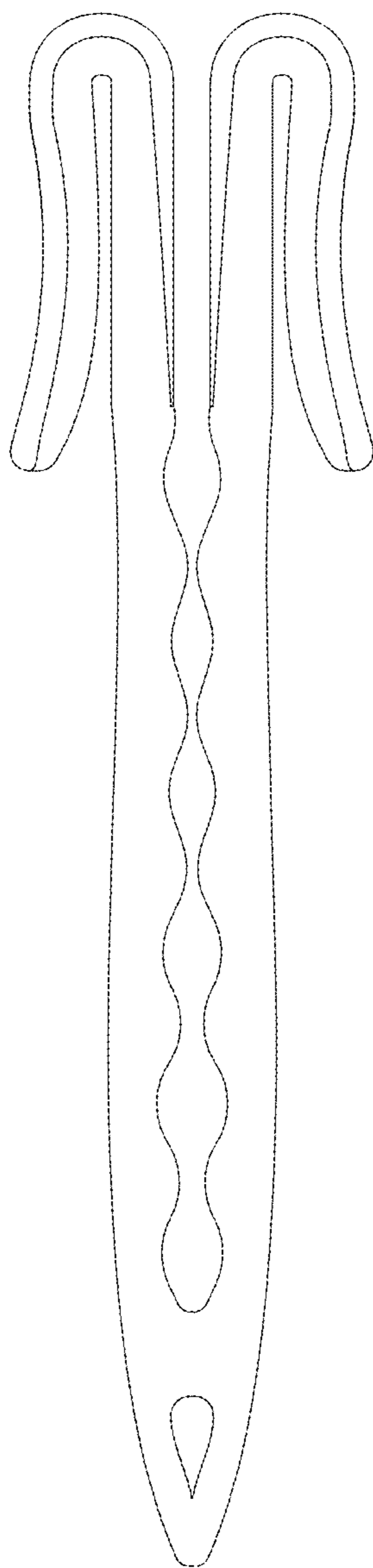


FIG. 7