



US00D720884S

(12) **United States Design Patent**  
**Liu**

(10) **Patent No.:** **US D720,884 S**  
(45) **Date of Patent:** **\*\* Jan. 6, 2015**

- (54) **ELECTRONIC CIGARETTE CASE**
- (71) Applicant: **Qiuming Liu**, Shenzhen (CN)
- (72) Inventor: **Qiuming Liu**, Shenzhen (CN)
- (73) Assignee: **Kimree Hi-Tech Inc.**, Tortola (VG)
- (\*\*) Term: **14 Years**
- (21) Appl. No.: **29/452,222**

- (22) Filed: **Apr. 12, 2013**
- (51) **LOC (10) Cl.** ..... **27-06**
- (52) **U.S. Cl.**  
USPC ..... **D27/189**
- (58) **Field of Classification Search**  
CPC ..... B65D 85/1045; B65D 85/1036; B65D  
5/6691; B65D 85/10; A24F 13/14; A24F  
15/12  
USPC ..... D13/107-110, 118-119, 184, 199;  
D14/217, 251, 253, 432, 434;  
320/107-115; D27/172, 183, 184,  
D27/186-191, 193; 206/236, 242, 259,  
206/261-270; D9/432, 745, 770  
See application file for complete search history.

(56) **References Cited**

U.S. PATENT DOCUMENTS

2,780,085	A	*	2/1957	Perlin	.....	431/142
D240,304	S	*	6/1976	Neyret	.....	D27/154
D348,327	S	*	6/1994	Ichikawa	.....	D27/154
D463,064	S	*	9/2002	Hong	.....	D27/157
D468,055	S	*	12/2002	Cohen Harel	.....	D27/154
D493,912	S	*	8/2004	Wong	.....	D27/141
D502,285	S	*	2/2005	Tufts et al.	.....	D27/141
D539,471	S	*	3/2007	Ruan	.....	D27/154
D553,291	S	*	10/2007	Kwok	.....	D27/154
D561,387	S	*	2/2008	Kwok	.....	D27/154
D577,151	S	*	9/2008	Smith	.....	D27/195
D581,094	S	*	11/2008	Smith	.....	D27/157
D622,903	S	*	8/2010	An	.....	D27/195

\* cited by examiner

Primary Examiner — Barbara Fox  
Assistant Examiner — Chelsea Sealey  
(74) Attorney, Agent, or Firm — Cheng-Ju Chiang

(57) **CLAIM**

The ornamental design for a “electronic cigarette case,” as shown and described.

**DESCRIPTION**

FIG. 1 is a front, top and left side perspective view of the first embodiment for a electronic cigarette case showing my new design;

FIG. 2 is a rear, top and left side perspective view of FIG. 1;

FIG. 3 is a front elevational view of FIG. 1;

FIG. 4 is a rear elevational view of FIG. 1;

FIG. 5 is a left side elevational view of FIG. 1;

FIG. 6 is a right side elevational view of FIG. 1;

FIG. 7 is a top plan view of FIG. 1;

FIG. 8 is a bottom plan view of FIG. 1;

FIG. 9 is a front, top and right side perspective view of FIG. 1 in an open position;

FIG. 10 is a rear, top and left side perspective view of the second embodiment for a electronic cigarette case showing my new design;

FIG. 11 is a front, top and left side perspective view of FIG. 10;

FIG. 12 is a rear elevational view of FIG. 10;

FIG. 13 is a front elevational view of FIG. 10;

FIG. 14 is a right side elevational view of FIG. 10;

FIG. 15 is a left side elevational view of FIG. 10;

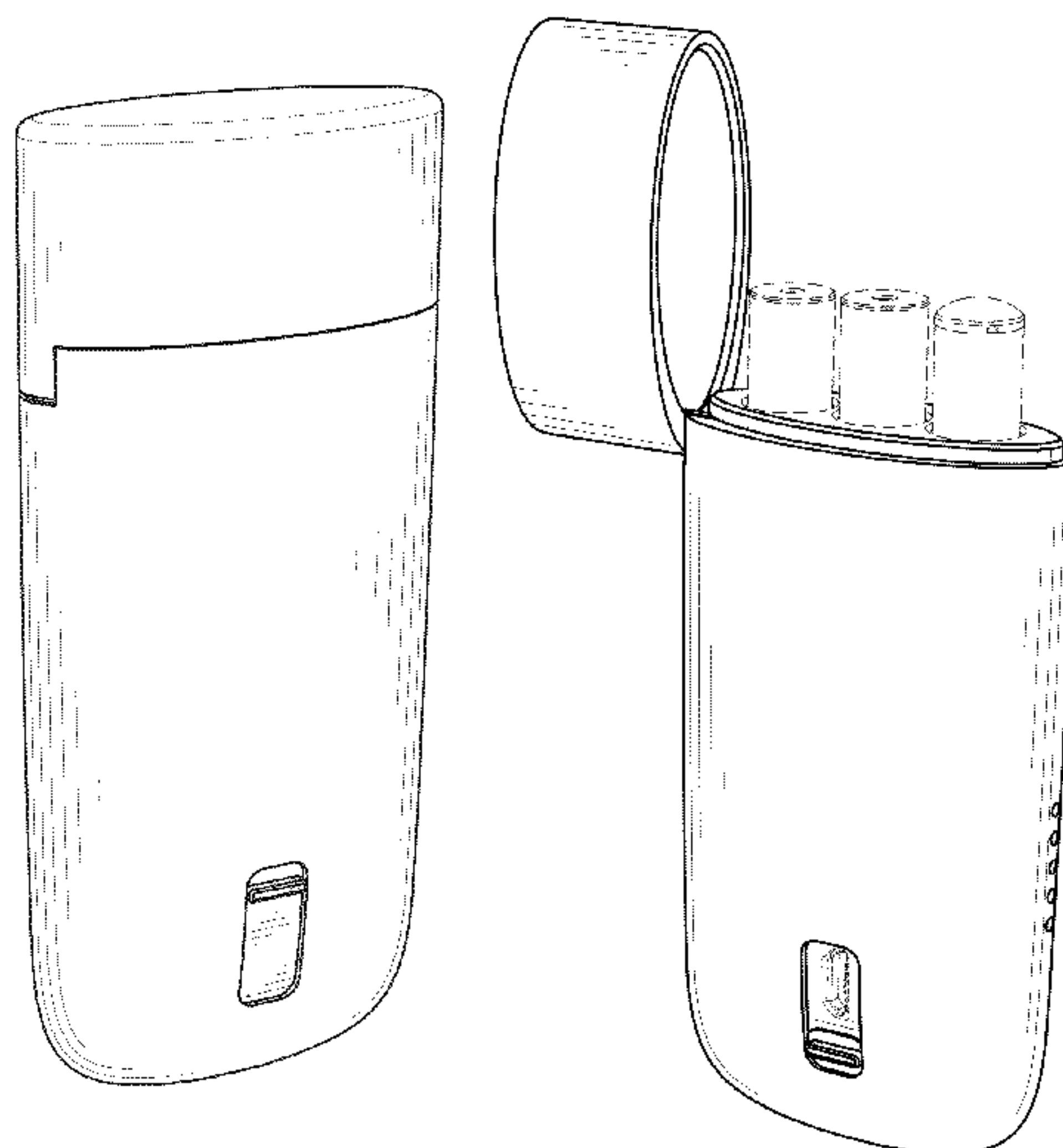
FIG. 16 is a top plan view of FIG. 10;

FIG. 17 is a bottom plan view of FIG. 10; and,

FIG. 18 is a rear, top and right side perspective view of FIG. 10 in an open position.

The broken lines shown in the drawings represent environmental structure which forms no part of the claimed design.

**1 Claim, 18 Drawing Sheets**






FIG. 1




FIG. 2




FIG. 3




FIG. 4




FIG. 5

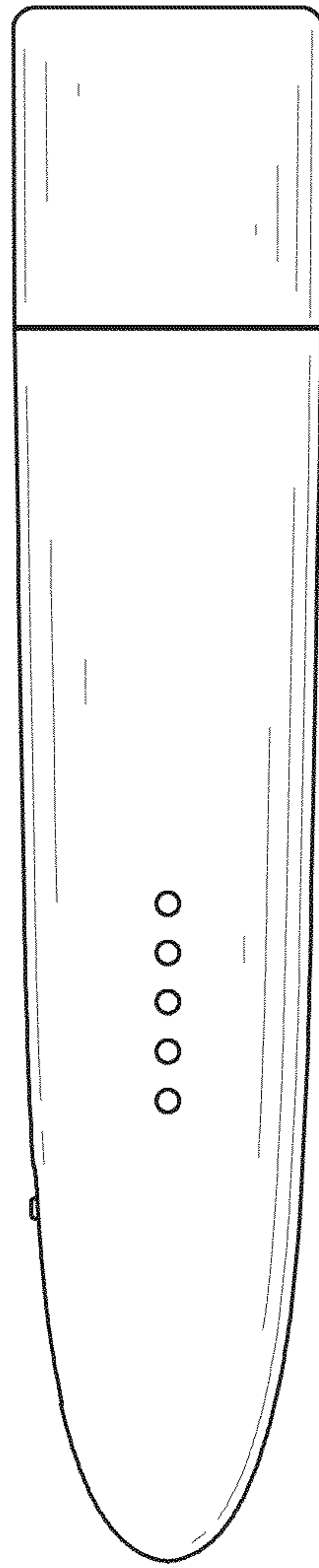


FIG. 6



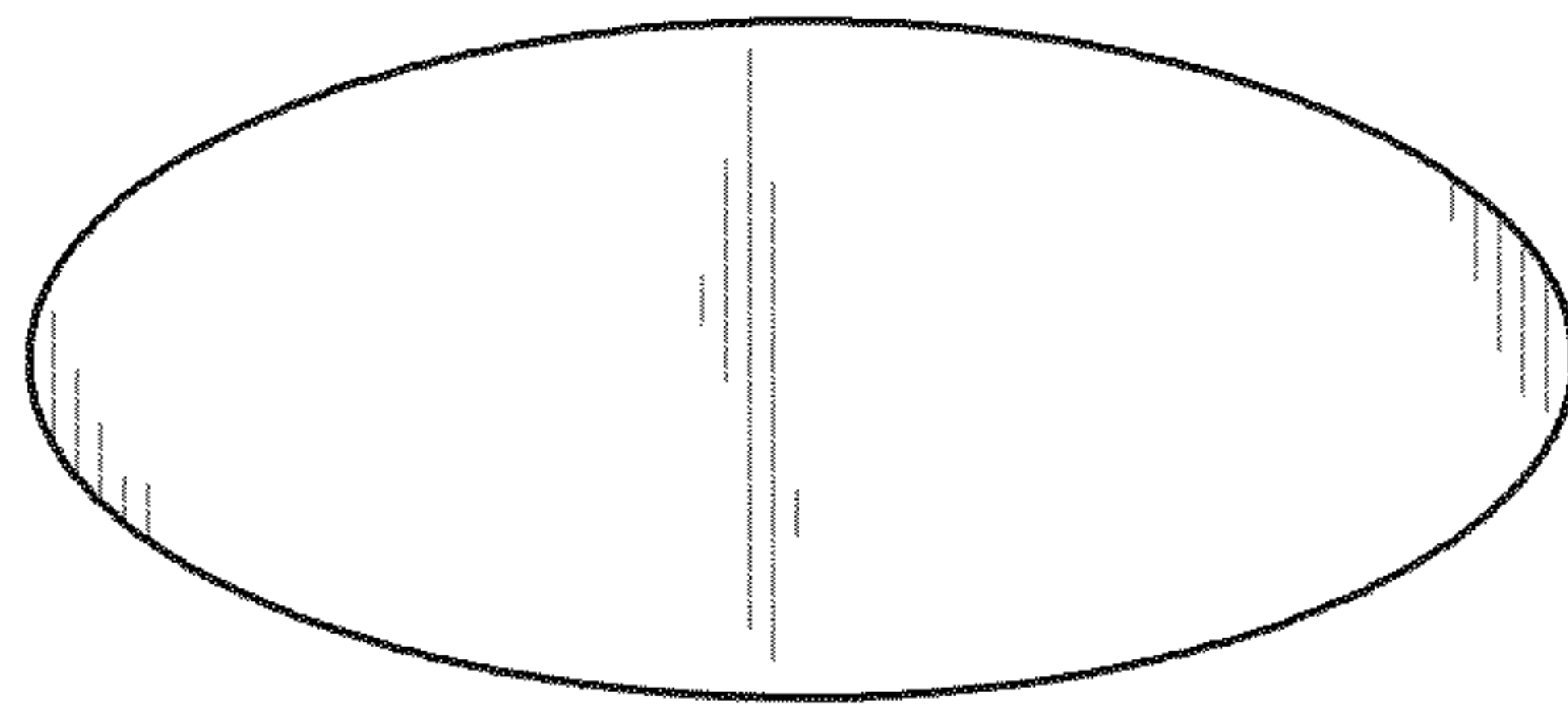


FIG. 7



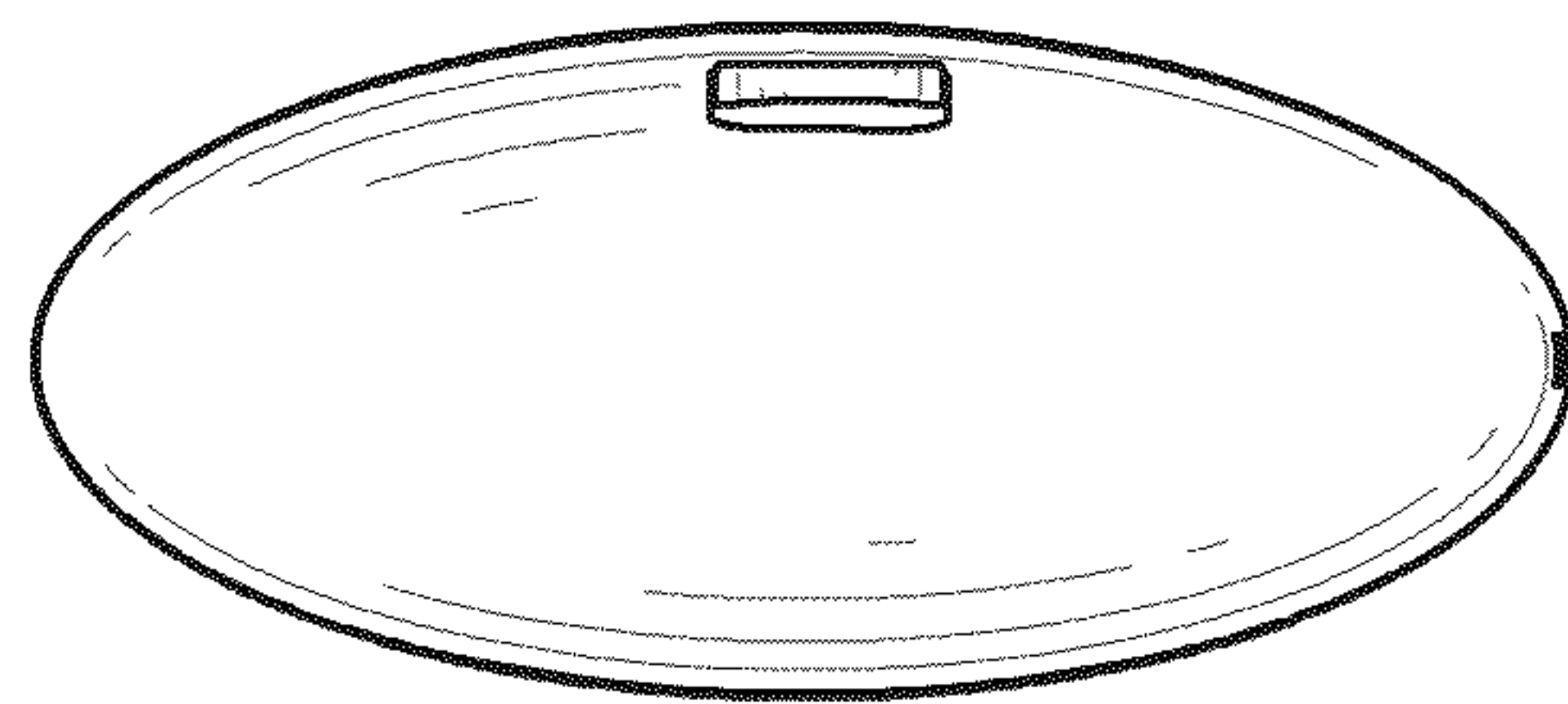


FIG. 8

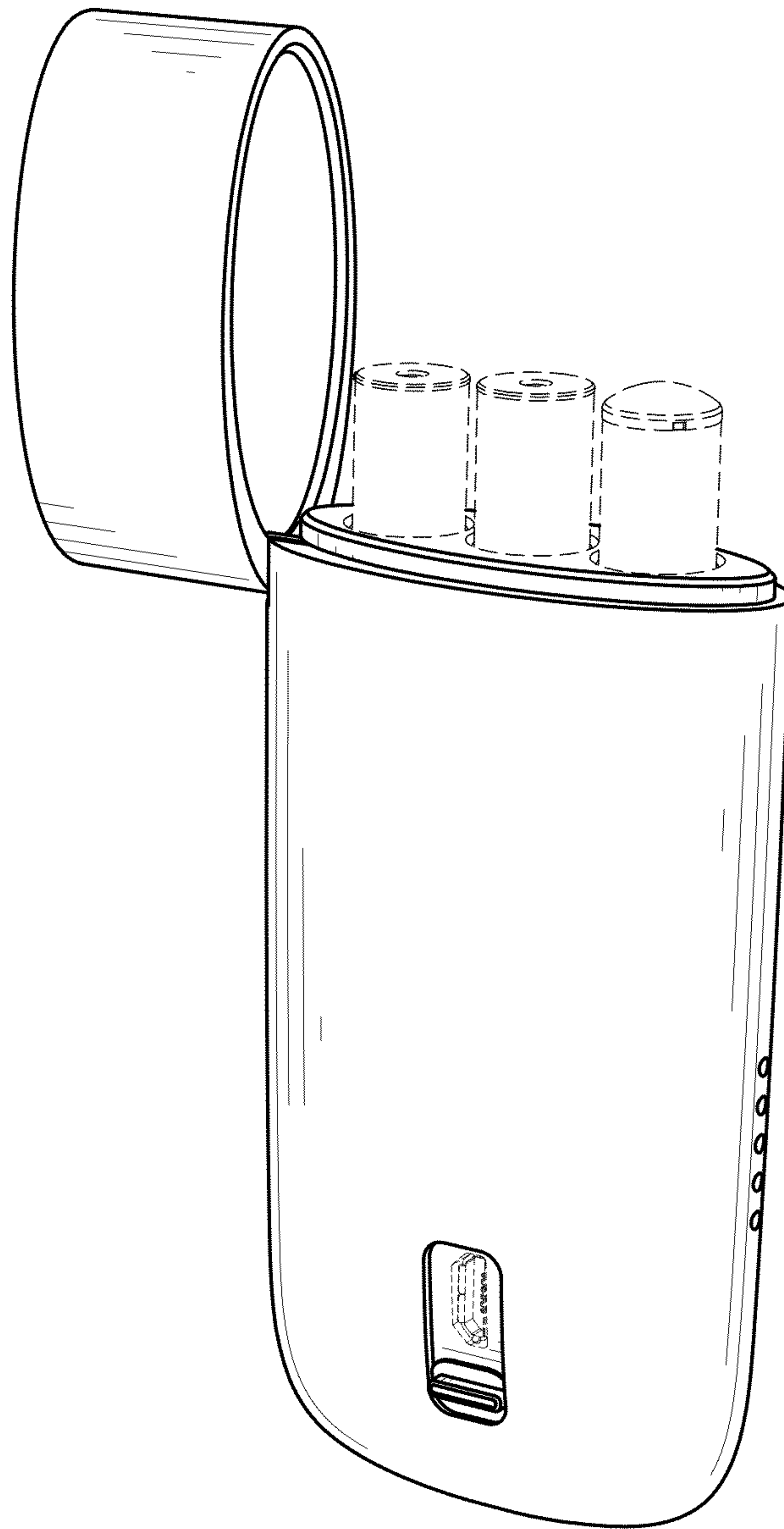


FIG. 9




FIG. 10




FIG. 11




FIG. 12




FIG. 13

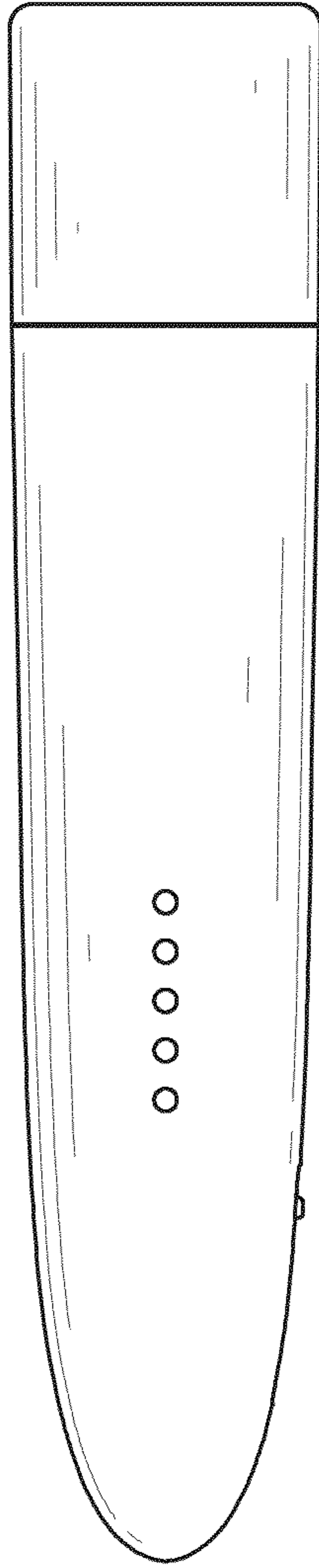


FIG. 14






FIG. 15

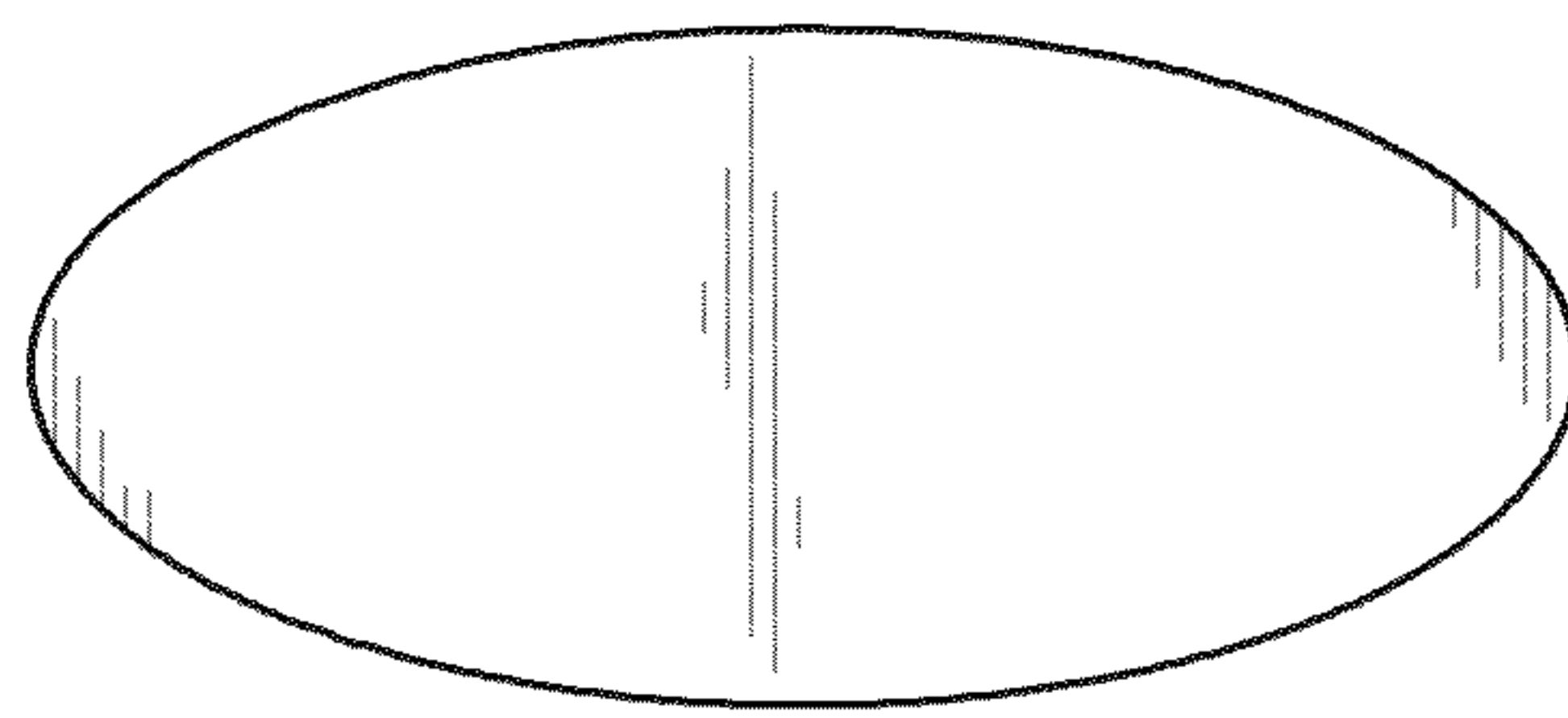


FIG. 16

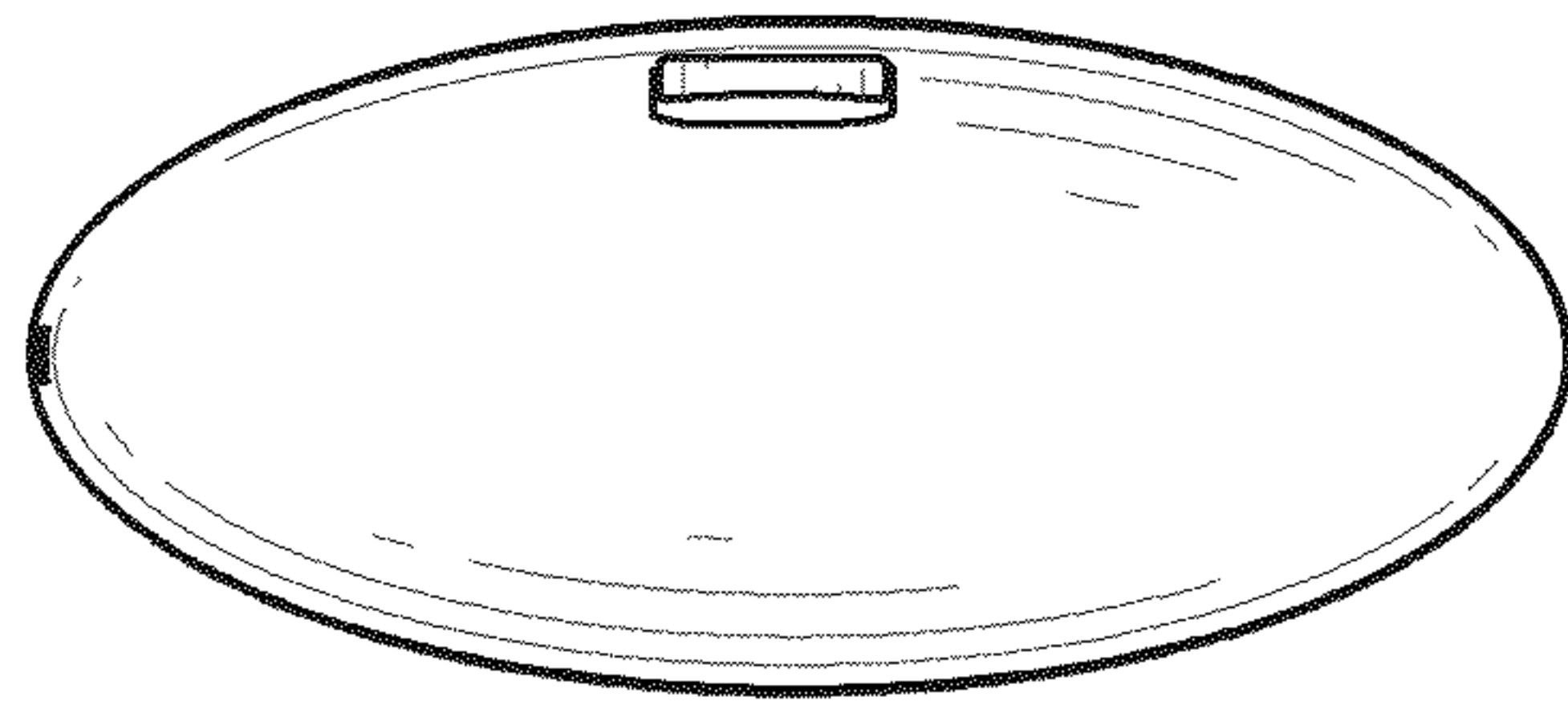


FIG. 17

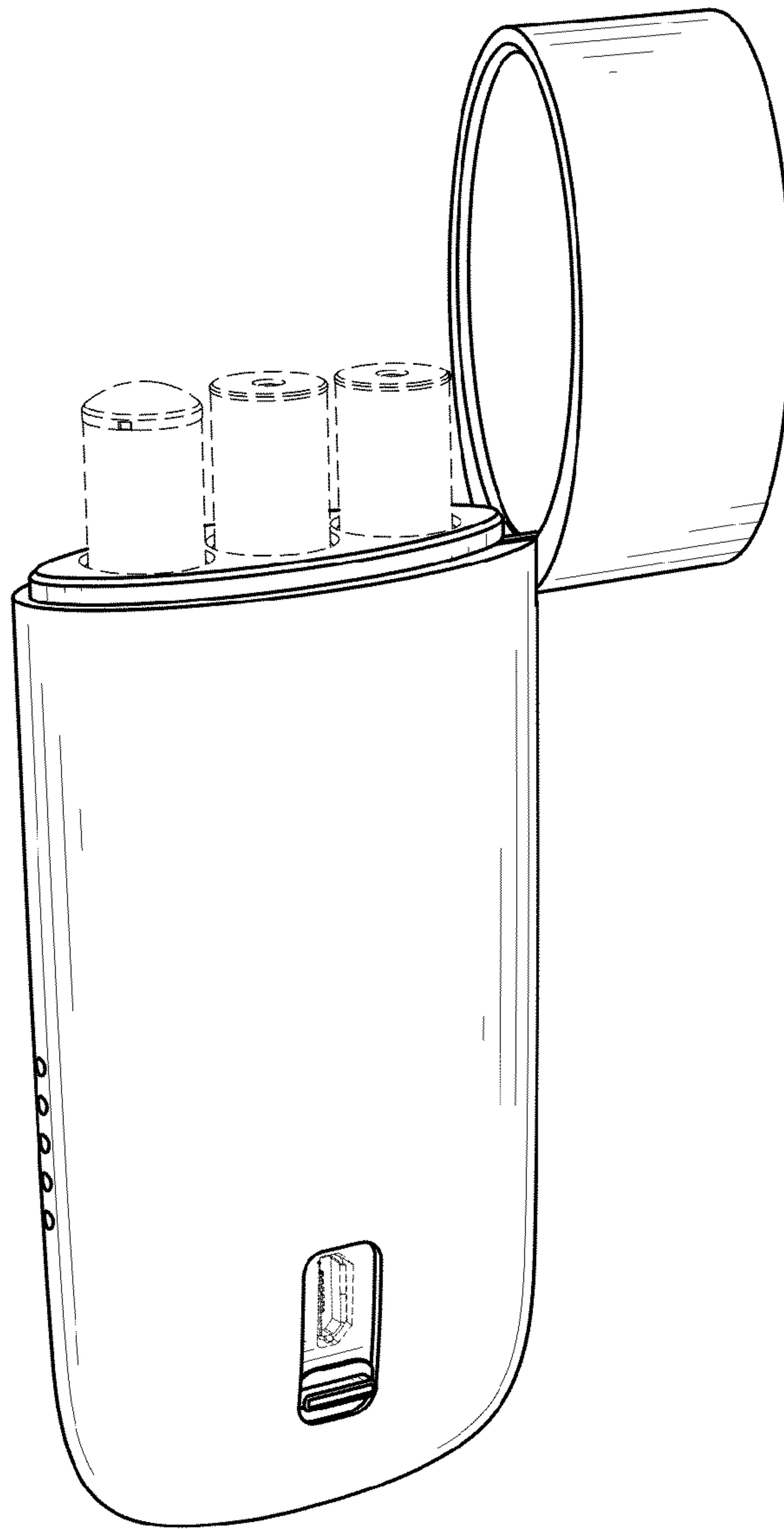


FIG. 18