



US00D720881S

(12) **United States Design Patent**
Liu

(10) **Patent No.:** **US D720,881 S**
(45) **Date of Patent:** **** Jan. 6, 2015**

- (54) **ELECTRONIC CIGARETTE**
- (71) Applicant: **Qiuming Liu**, Guangdong (CN)
- (72) Inventor: **Qiuming Liu**, Guangdong (CN)
- (73) Assignee: **Kimree Hi-Tech Inc**, Road Town, Tortola (VG)
- (**) Term: **14 Years**
- (21) Appl. No.: **29/466,883**
- (22) Filed: **Sep. 12, 2013**

(30) **Foreign Application Priority Data**

Aug. 14, 2013 (CN) 2013 3 0389283

(51) **LOC (10) Cl.** **27-01**

(52) **U.S. Cl.**
USPC **D27/101; D27/163**

(58) **Field of Classification Search**
CPC A24F 1/02; A24F 1/04; A24F 1/06;
A24F 1/08; A24F 1/10; A24F 1/12; A24F
1/14; A24F 1/22; A24F 9/16; A24F
47/002–47/008; A24F 1/30; A24F 47/00
USPC D27/100–101, 106, 143, 152, 161–172,
D27/183–184, 187, 189, 190, 193–194;
131/220–222, 226, 173, 174, 194,
131/328–330, 270, 273; D7/584, 585;
D9/500, 502; D11/143, 144, 146, 152;
D24/110.5, 110

See application file for complete search history.

(56) **References Cited**

U.S. PATENT DOCUMENTS

D32,151 S * 1/1900 Stevens D24/110
D56,560 S * 11/1920 Kenneth et al. D24/110

3,200,819 A *	8/1965	Gilbert	128/202.21
D590,990 S *	4/2009	Hon	D27/101
D590,991 S *	4/2009	Hon	D27/101
D653,803 S *	2/2012	Timmermans	D27/163
D687,181 S *	7/2013	Goch	D27/101
D688,415 S *	8/2013	Kim	D27/101
D688,416 S *	8/2013	Liu	D27/101
D693,053 S *	11/2013	Chen	D27/101
D695,450 S *	12/2013	Benassayag et al.	D27/163
D707,389 S *	6/2014	Liu	D27/194
2006/0021613 A1 *	2/2006	Overlander	128/200.14
2013/0180533 A1 *	7/2013	Kim et al.	131/273
2013/0263869 A1 *	10/2013	Zhu	131/329
2013/0333711 A1 *	12/2013	Liu	131/329

* cited by examiner

Primary Examiner — Susan Bennett Hattan

Assistant Examiner — Janice Hallmark

(74) *Attorney, Agent, or Firm* — Tim Tingkang Xia, Esq.;
Morris, Manning & Martin, LLP

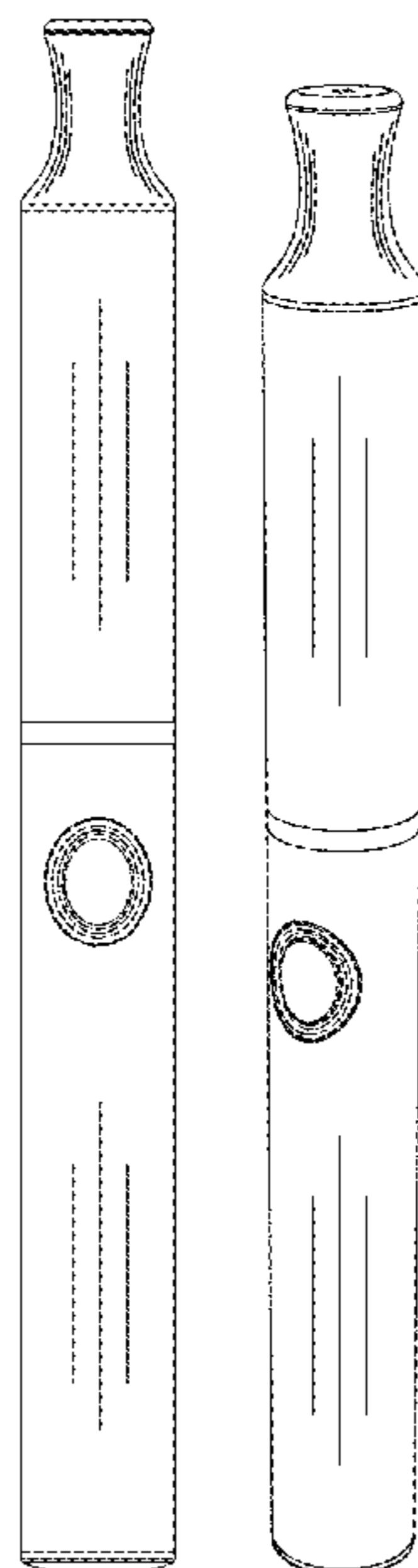
(57) **CLAIM**

The ornamental design for an electronic cigarette, as shown and described.

DESCRIPTION

FIG. 1 is a front elevation view of an electronic cigarette;
FIG. 2 is a rear side elevation view of the electronic cigarette;
FIG. 3 is a left side elevation view of the electronic cigarette;
FIG. 4 is a right side elevation view of the electronic cigarette;
FIG. 5 is a bottom plan view of the electronic cigarette;
FIG. 6 is a top plan view of the electronic cigarette;
FIG. 7 is a first perspective view of the electronic cigarette;
and,
FIG. 8 is a second perspective view of the electronic cigarette.
The broken lines in the drawings illustrate portions of the electronic cigarette which form no part of the claimed design.

1 Claim, 7 Drawing Sheets



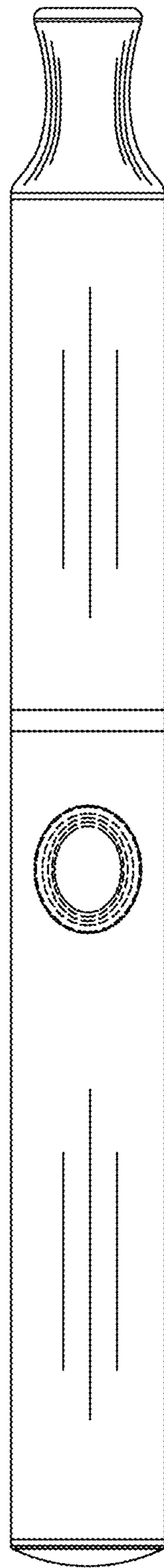


Fig.1

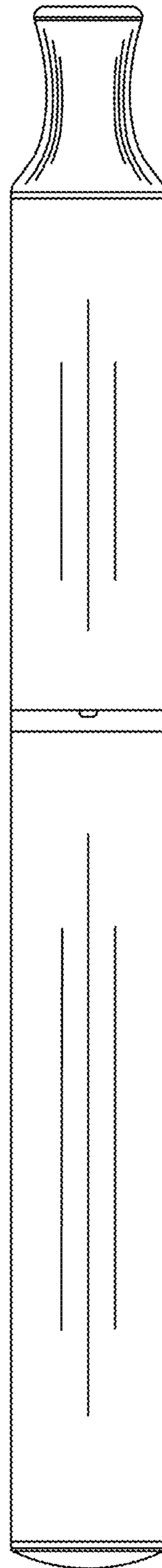


Fig.2




Fig.3

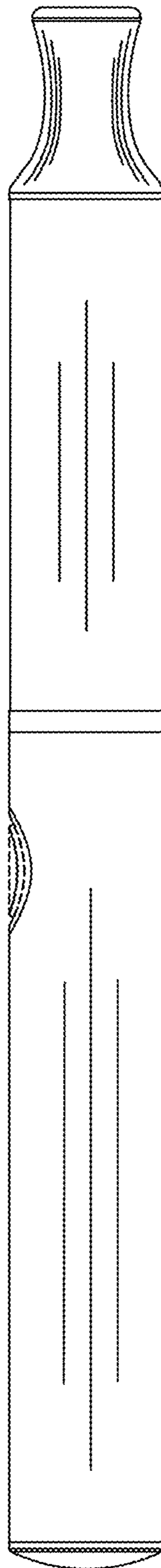


Fig.4

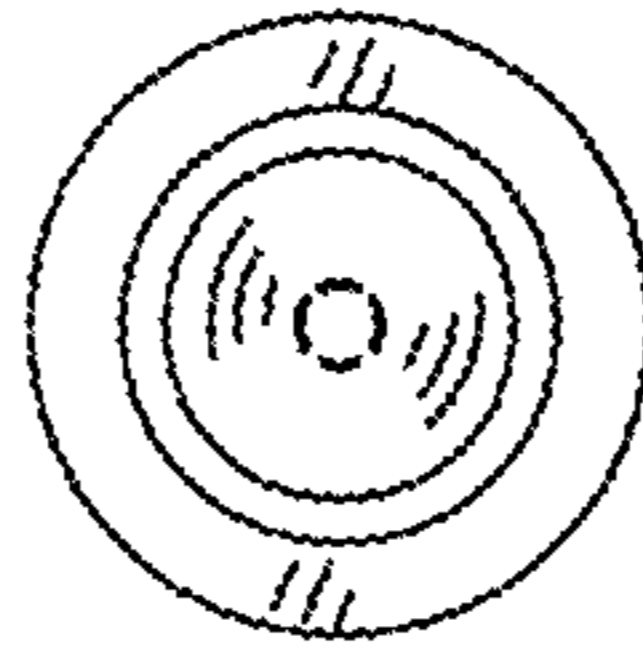


Fig.5




Fig.6

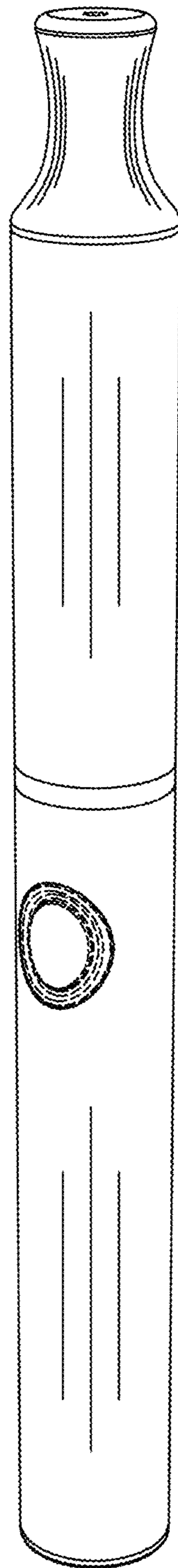


Fig.7

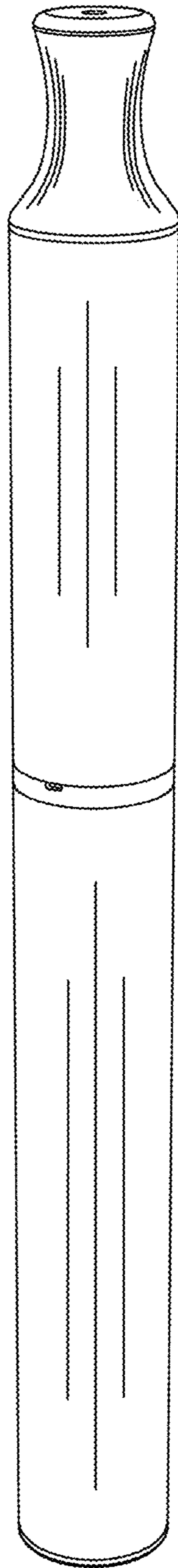


Fig.8