



US00D720818S

(12) **United States Design Patent**
Wang

(10) **Patent No.:** **US D720,818 S**
(45) **Date of Patent:** **** Jan. 6, 2015**

(54) **TOY BEAR**

(71) Applicant: **Yu-Chun Wang**, New Taipei (TW)

(72) Inventor: **Yu-Chun Wang**, New Taipei (TW)

(**) Term: **14 Years**

(21) Appl. No.: **29/475,807**

(22) Filed: **Dec. 6, 2013**

(30) **Foreign Application Priority Data**

Sep. 11, 2013 (TW) 102306073

(51) **LOC (10) Cl.** **21-01**

(52) **U.S. Cl.**
USPC **D21/604**

(58) **Field of Classification Search**
USPC D21/576-578, 585, 587-588, 604-605;
446/72-73, 97-98, 268-269, 297, 369;
D6/598; D11/158, 162; D30/160

See application file for complete search history.

(56) **References Cited**

U.S. PATENT DOCUMENTS

D60,434 S *	2/1922	Werth	D21/605
D61,629 S *	10/1922	Myers	D21/604
D295,306 S *	4/1988	Rizer et al.	D21/605
D322,469 S *	12/1991	Berger et al.	D21/604
D374,748 S *	10/1996	Plunk	D30/160
D405,188 S *	2/1999	Evans	D21/604
D407,938 S *	4/1999	Bear	D6/598
D424,636 S *	5/2000	Harris	D21/576
D540,401 S *	4/2007	Conrath et al.	D21/604

* cited by examiner

Primary Examiner — Sandra Morris

(74) *Attorney, Agent, or Firm* — Muncy, Geissler, Olds & Lowe, P.C.


(57) **CLAIM**

The ornamental design for toy bear, as shown and described.

DESCRIPTION

FIG. 1 is a perspective view of toy bear of the new design;
FIG. 2 is a front view of the new design;
FIG. 3 is a rear view of the new design;
FIG. 4 is a left view of the new design;
FIG. 5 is a right view of the new design;
FIG. 6 is a top view of the new design; and,
FIG. 7 is a bottom view of the new design.

1 Claim, 7 Drawing Sheets






Fig. 1




Fig. 2

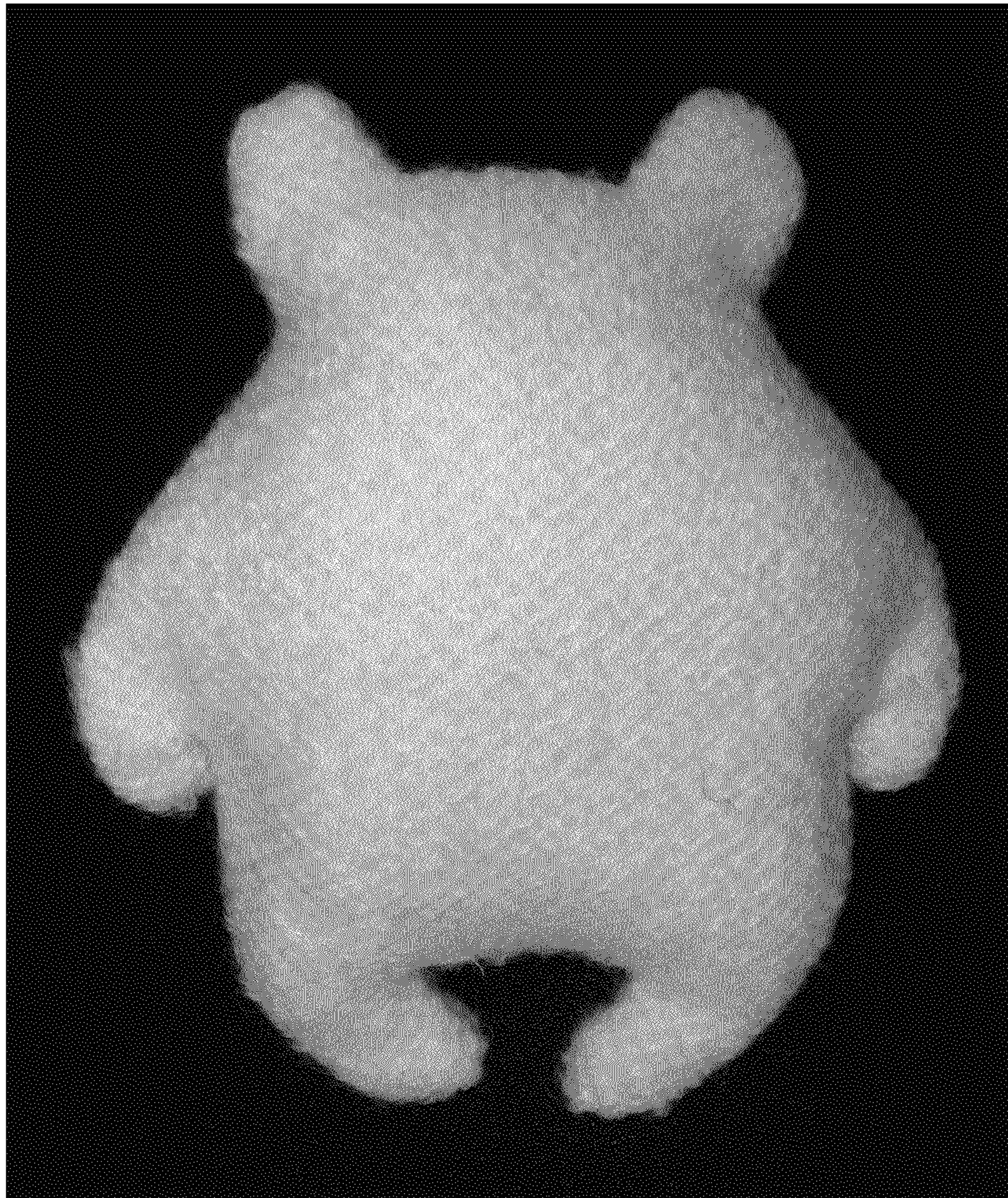


Fig. 3



Fig. 4

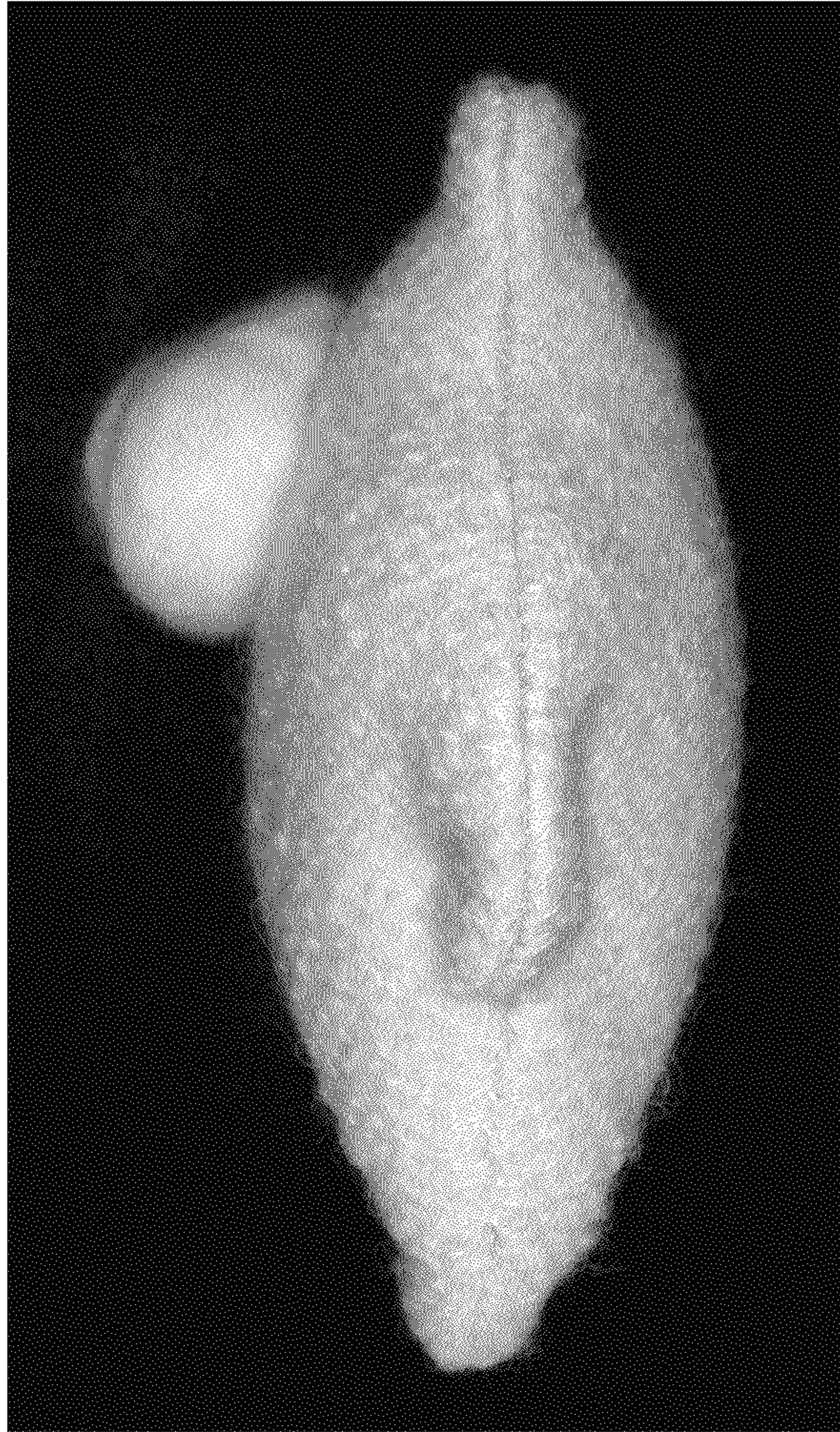


Fig. 5

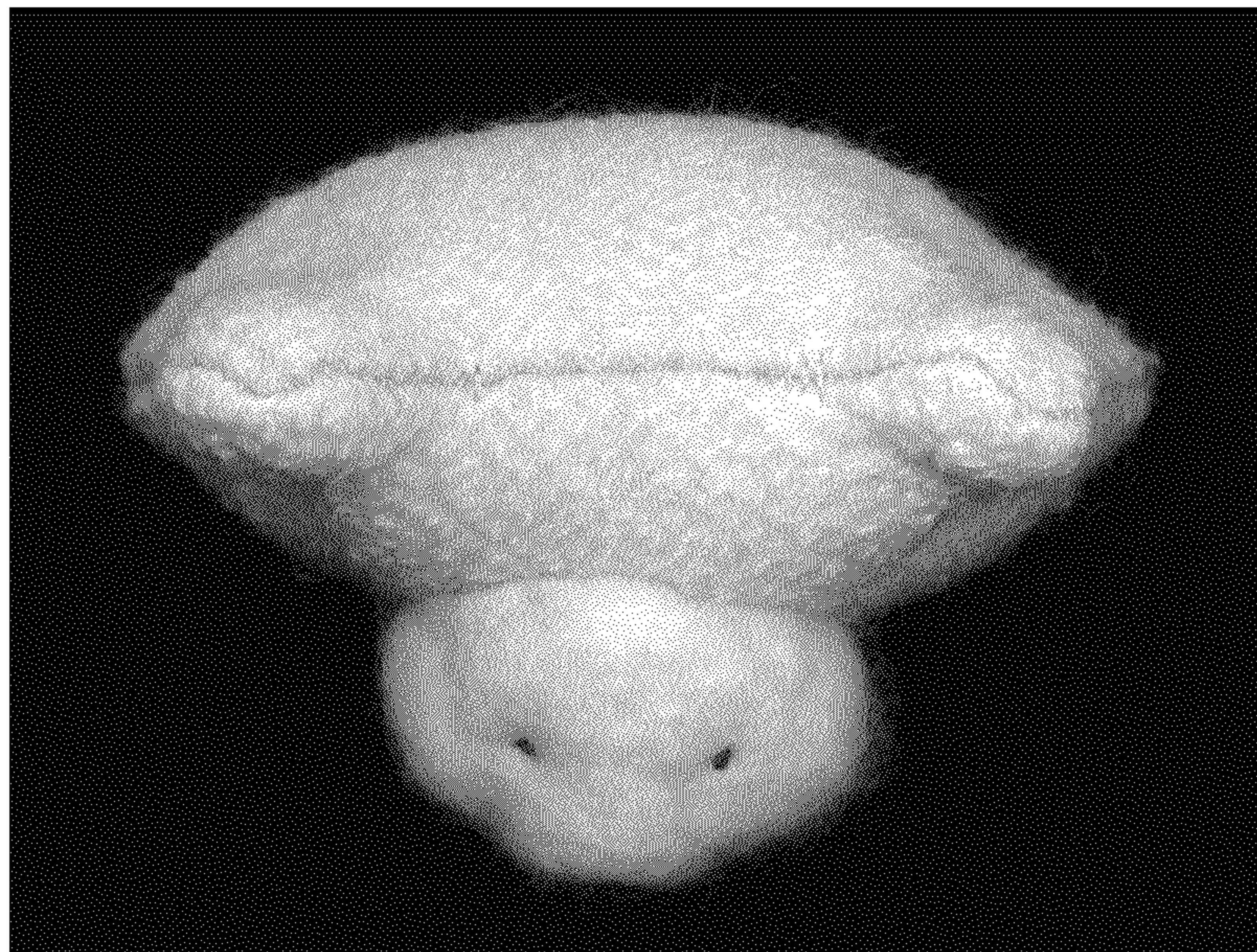


Fig. 6

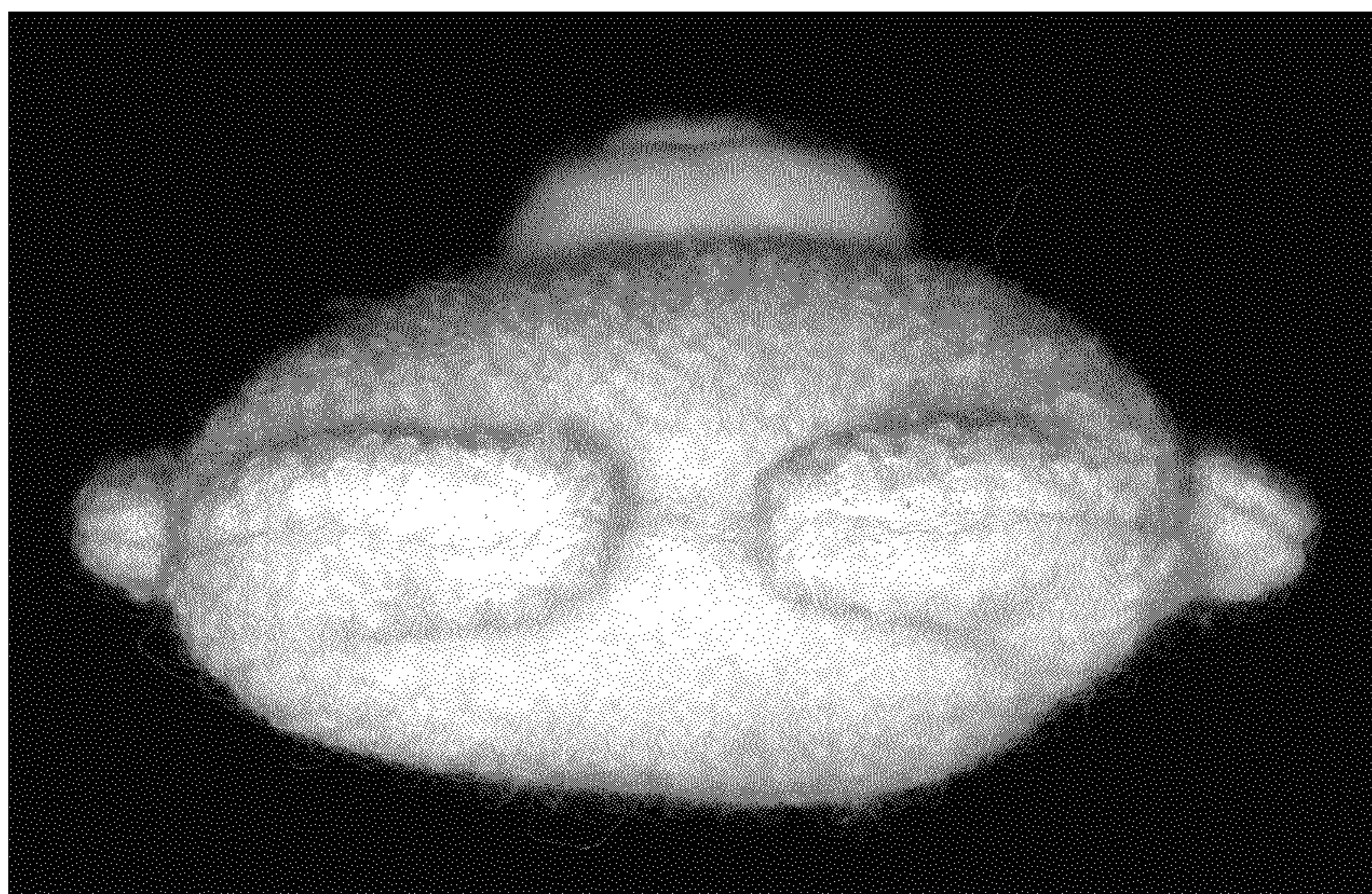


Fig. 7