



US00D720796S

(12) **United States Design Patent**
Kroman et al.

(10) **Patent No.:** **US D720,796 S**
(45) **Date of Patent:** **** Jan. 6, 2015**

(54) **GLASSES**

(75) Inventors: **Flemming Kroman**, Brabrand (DK);
Ulrik Caspersen, Aarhus C (DK); **Lars**
Bojvad Jensen, Hojbjerg (DK); **Henrik**
Lindberg, Risskov (DK); **Poul-Jorn**
Lindberg, Ebeltoft (DK); **Pernille**
Lindberg, Beder (DK); **Charlotte**
Warming, Aarhus C (DK)

(73) Assignee: **Lindberg A/S**, Abyhoj (DK)

(**) Term: **14 Years**

(21) Appl. No.: **29/431,476**

(22) Filed: **Sep. 7, 2012**

(51) **LOC (10) Cl.** **16-06**

(52) **U.S. Cl.**
USPC **D16/300**

(58) **Field of Classification Search**
USPC D16/101, 300-342; D29/109-110;
351/41, 44, 51, 52, 62, 92, 103-123,
351/140, 153, 158; 2/12
See application file for complete search history.

(56) **References Cited**

U.S. PATENT DOCUMENTS

D329,446 S * 9/1992 Negishi D16/332
D431,586 S * 10/2000 Wolfe D16/314
D455,451 S * 4/2002 Onodera D16/315
D473,893 S * 4/2003 Wang-Lee D16/314
D480,413 S * 10/2003 Nielsen D16/328
D491,214 S * 6/2004 Nielsen D16/327
6,948,811 B2 * 9/2005 Kroman 351/153

D540,369 S * 4/2007 Mouclier D16/315
D593,593 S * 6/2009 Fuchs D16/315
D651,637 S * 1/2012 Chow D16/300
D692,046 S * 10/2013 Fuchs D16/315

OTHER PUBLICATIONS

Lindberg Frames #6502. Lindberg.com. One p.. Found online May 21, 2014 at <http://lindberg.com/#/showroom/women/>.
Lindberg Frames #6506. Lindberg.com. One page Found online May 21, 2014 at <http://lindberg.com/#/showroom/men/>.
See Line Prescription Eyeglasses, GlassesUSA.com. 7 pages. Found online May 23, 2014 at <http://www.glassesusa.com/see-line-wsac02-clear-na.html>.

* cited by examiner

Primary Examiner — Robert M Spear

(74) *Attorney, Agent, or Firm* — Sheridan Ross P.C.

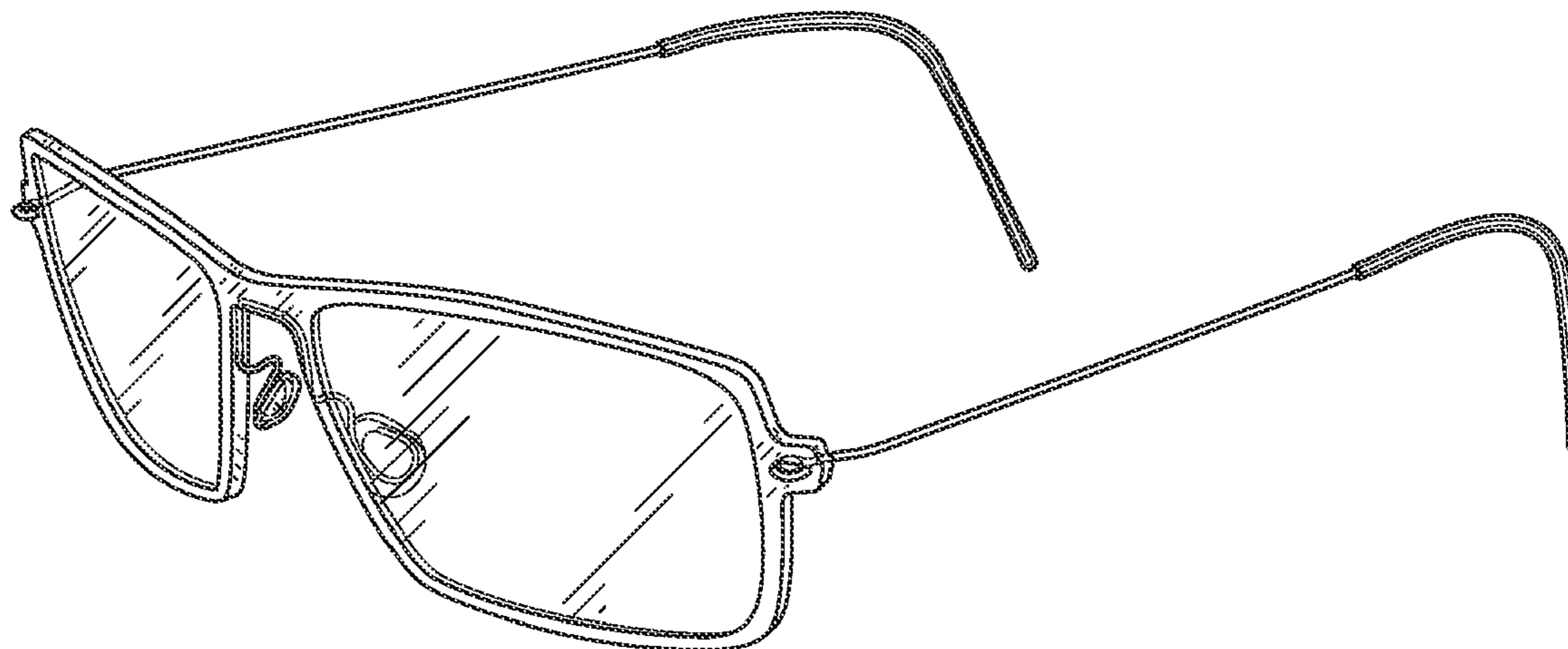
(57) **CLAIM**

The ornamental design for glasses, as shown and described.

DESCRIPTION

FIG. 1 is a front view of the glasses;
FIG. 2 is rear view of the invention illustrated in FIG. 1;
FIG. 3 is a top view of the invention illustrated in FIG. 1;
FIG. 4 is bottom view of the invention illustrated in FIG. 1;
FIG. 5 is a left side view of the invention illustrated in FIG. 1;
FIG. 6 is a right side view of the invention illustrated in FIG. 1; and,
FIG. 7 is a perspective view of the invention illustrated in FIG. 1.

1 Claim, 5 Drawing Sheets



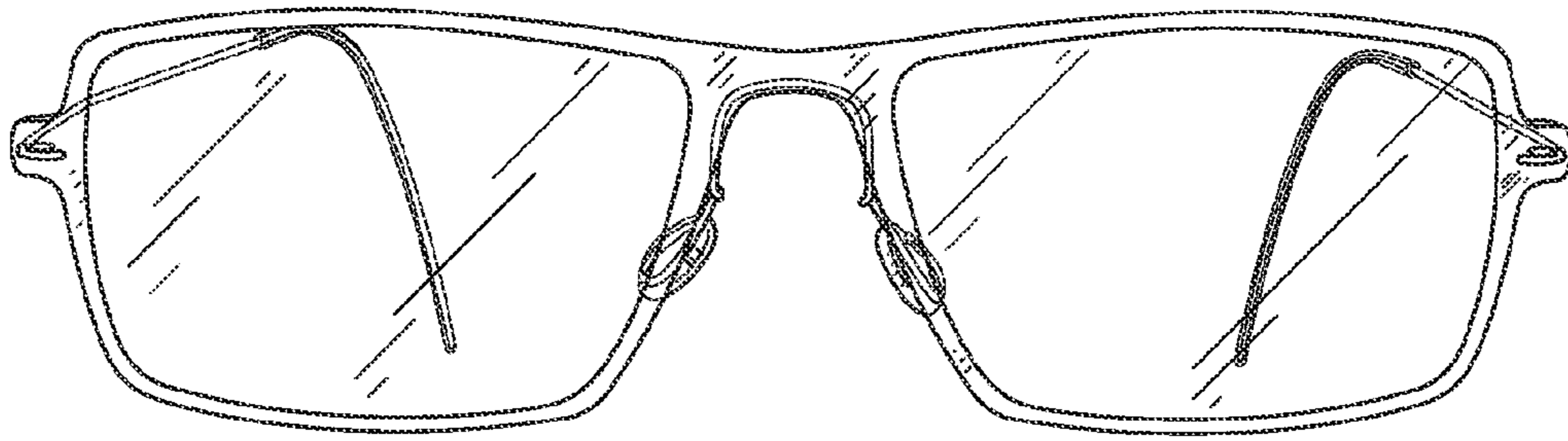


FIG.1

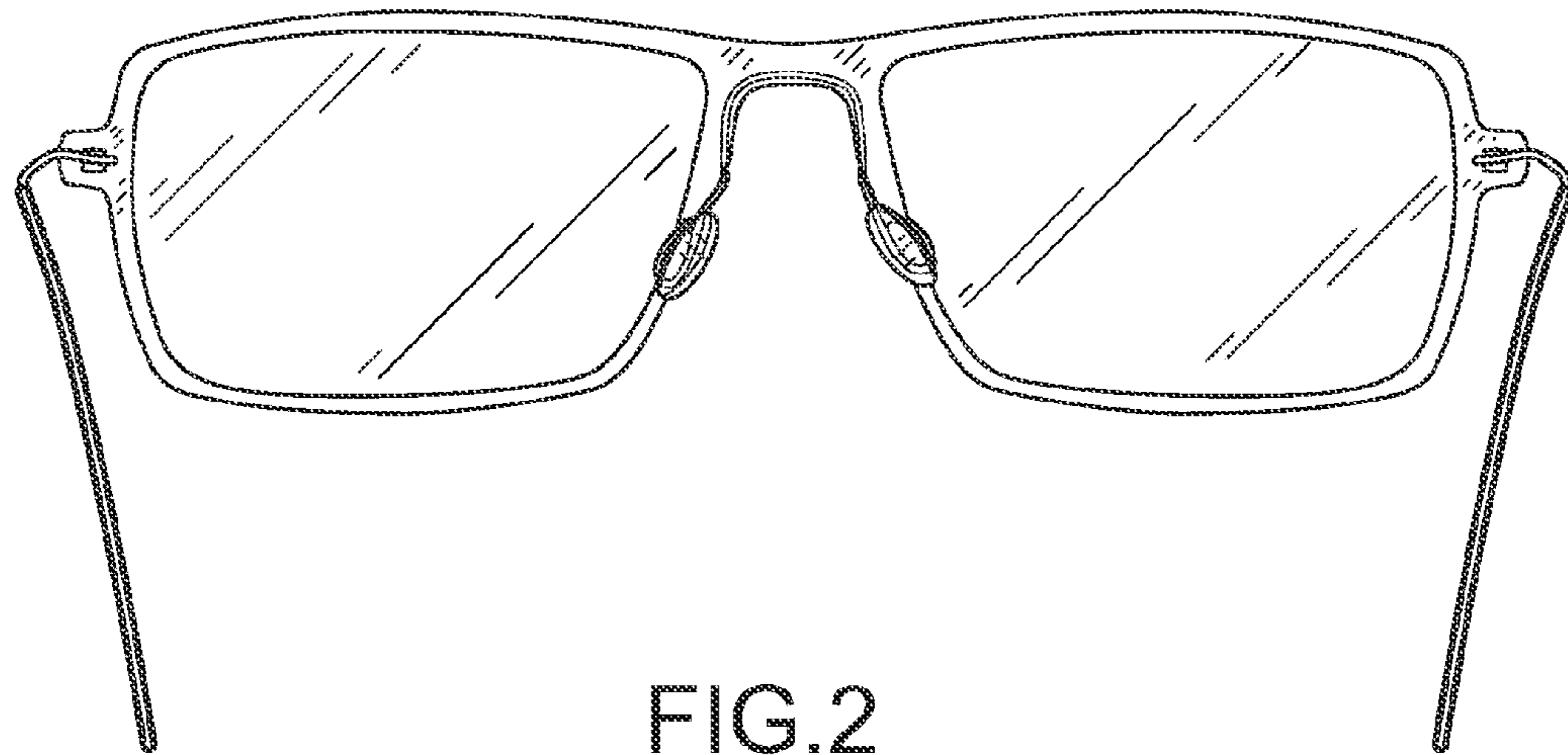


FIG.2

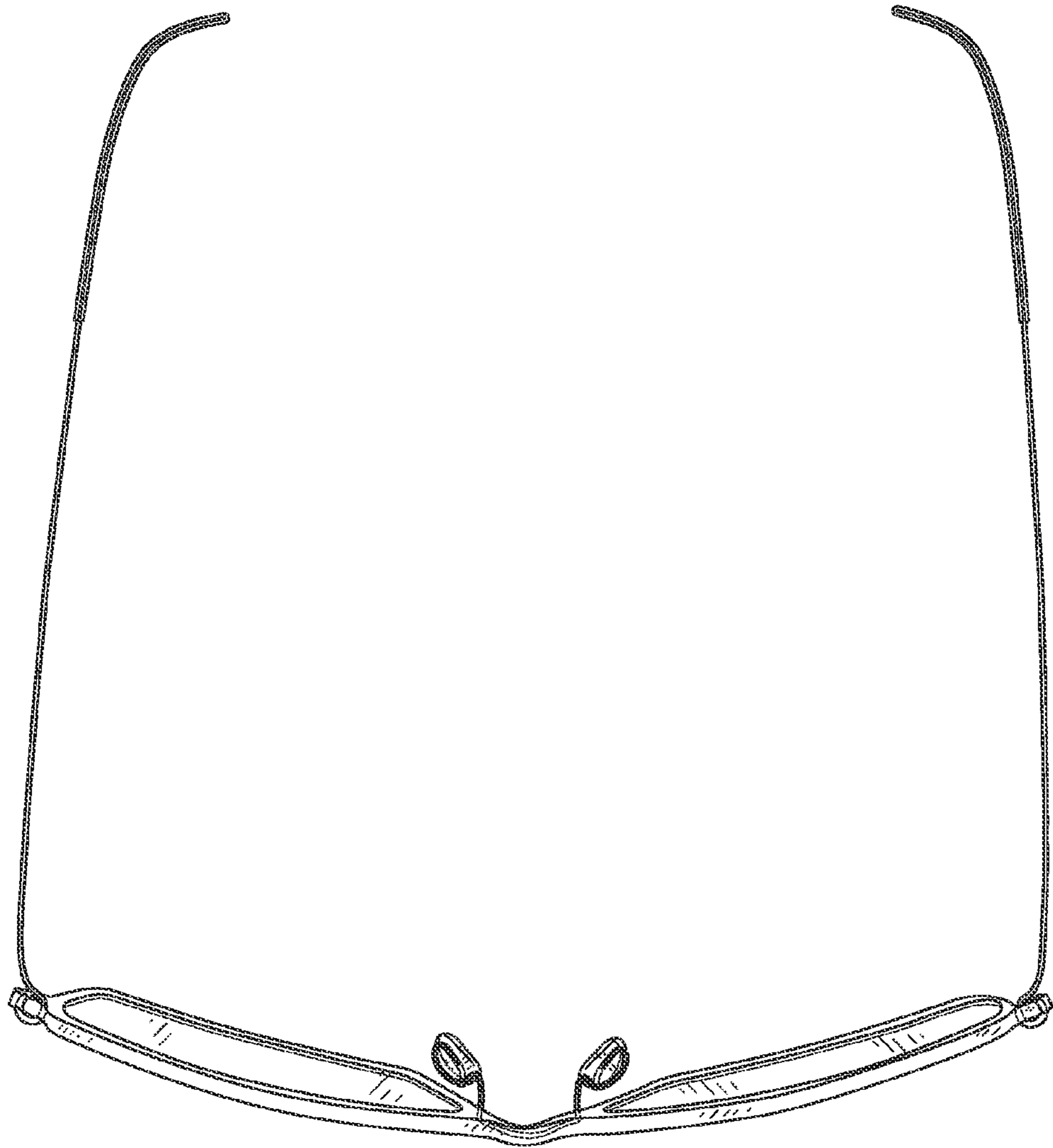


FIG.3

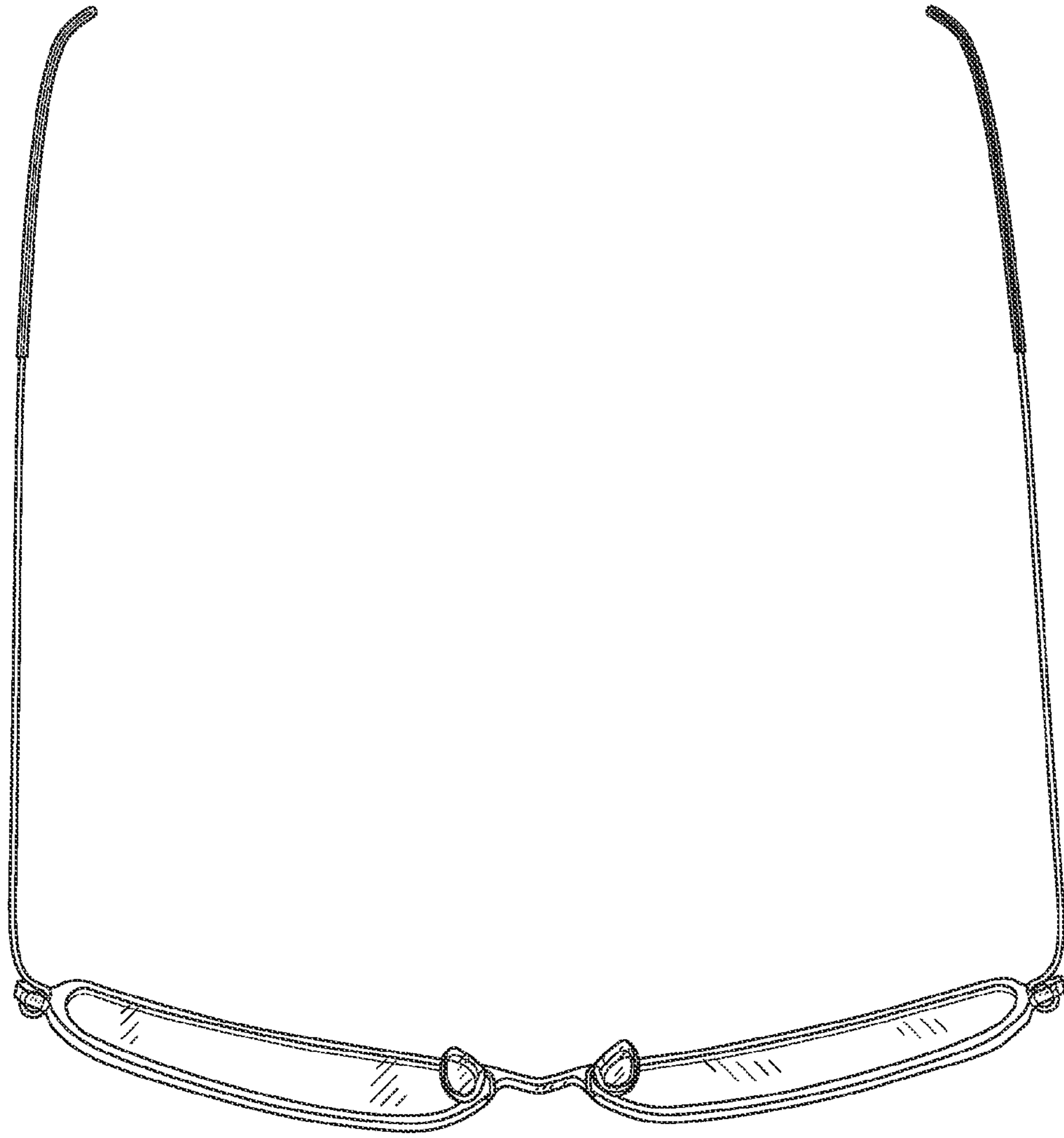


FIG.4




FIG. 5




FIG. 6

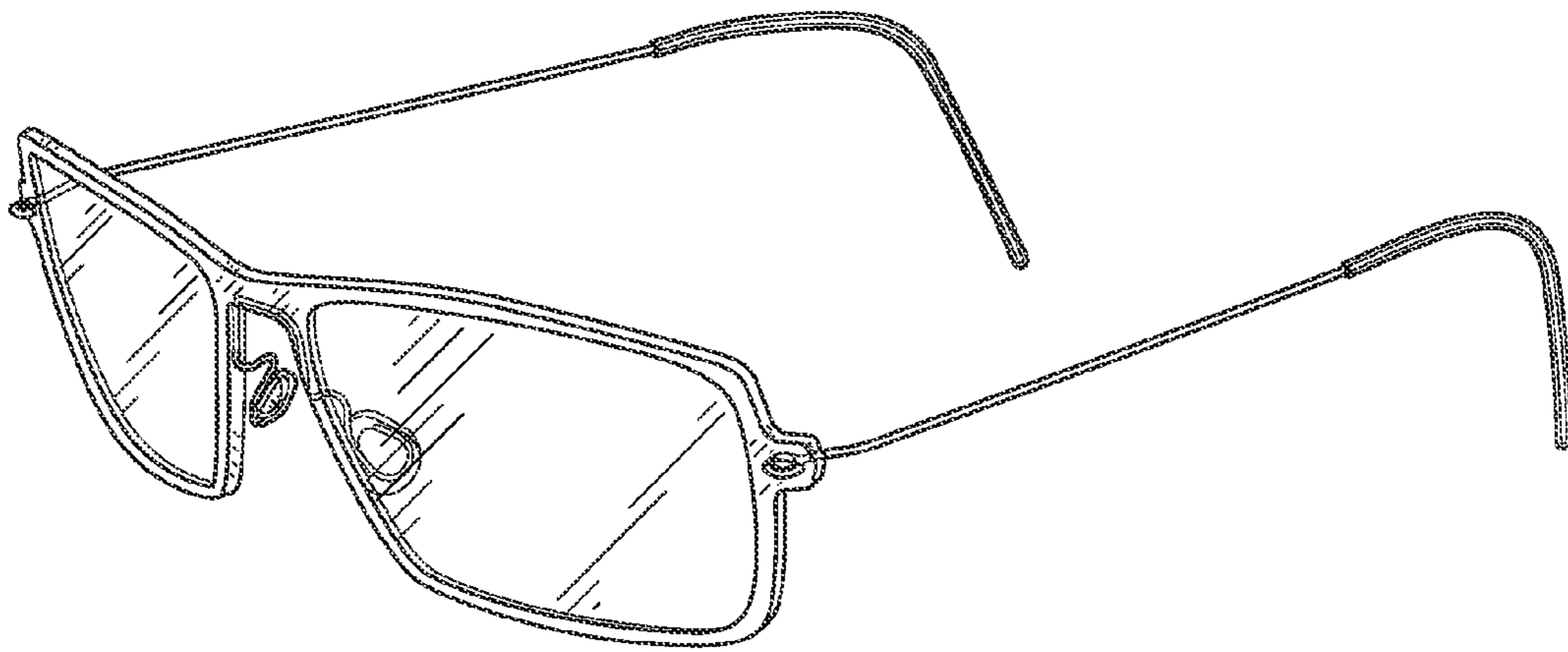


FIG. 7