



US00D720768S

(12) **United States Design Patent**
Hong et al.

(10) **Patent No.:** **US D720,768 S**
(45) **Date of Patent:** **** Jan. 6, 2015**

(54) **DISPLAY SCREEN OF A TELEVISION RECEIVED WITH GRAPHIC IMAGE**

(75) Inventors: **Ji Young Hong**, Seoul (KR); **Gu Ang Jang**, Seoul (KR); **Jin Hae Choi**, Seoul (KR); **Kyung In Yang**, Seongnam-si (KR); **Sung Il Cho**, Seoul (KR)

(73) Assignee: **LG Electronics Inc.**, Seoul (KR)

(**) Term: **14 Years**

(21) Appl. No.: **29/428,210**

(22) Filed: **Jul. 27, 2012**

(30) **Foreign Application Priority Data**

Jan. 30, 2012 (KR) 30-2012-0004180

(51) **LOC (10) Cl.** **14-04**

(52) **U.S. Cl.**
USPC **D14/487**

(58) **Field of Classification Search**
CPC G06F 3/04817
USPC D14/485, 486, 487, 488, 489, 490, 491,
D14/492, 493; 715/810, 835, 836, 837, 839,
715/840, 846, 847; D20/11
See application file for complete search history.

(56) **References Cited**

U.S. PATENT DOCUMENTS

D536,342 S * 2/2007 Stabb D14/487
D550,689 S * 9/2007 Vigesaa D14/487
D588,150 S * 3/2009 Stone et al. D14/486
D638,026 S * 5/2011 Rechin et al. D14/487
D660,313 S * 5/2012 Williams et al. D14/487

D663,313 S * 7/2012 David et al. D14/487
D664,979 S * 8/2012 Barcheck et al. D14/487
D670,722 S * 11/2012 Yang et al. D14/486
D675,639 S * 2/2013 Anzures et al. D14/487
D686,635 S * 7/2013 Cranfill D14/486
D694,251 S * 11/2013 Nishizawa et al. D14/485
D702,249 S * 4/2014 Edwards et al. D14/487
D703,226 S * 4/2014 Carter et al. D14/487
D704,212 S * 5/2014 Dellinger D14/487
2005/0248525 A1 * 11/2005 Asai 345/156
2005/0278651 A1 * 12/2005 Coe et al. 715/779
2010/0053102 A1 * 3/2010 Gelling et al. 345/173

* cited by examiner

Primary Examiner — Cynthia Underwood

(74) *Attorney, Agent, or Firm* — Morgan, Lewis & Bockius LLP

(57) **CLAIM**

We claim the ornamental design for a display screen of a television receiver with graphic image, as shown and described.

DESCRIPTION

FIG. 1 is a front view of a first image of a display screen of a television receiver with graphic image showing our new design:

FIG. 2 is a front view of a second image thereof;

FIG. 3 is a front view of a third image thereof; and,

FIG. 4 is a front view of a fourth image thereof.

The broken lines represent the display screen of a television receiver and form no part of the claim. The subject matter in this patent includes a process or period in which an image changes into another image. The process or period forms no part of the claim.

1 Claim, 4 Drawing Sheets




FIG. 1




FIG.2




FIG. 3

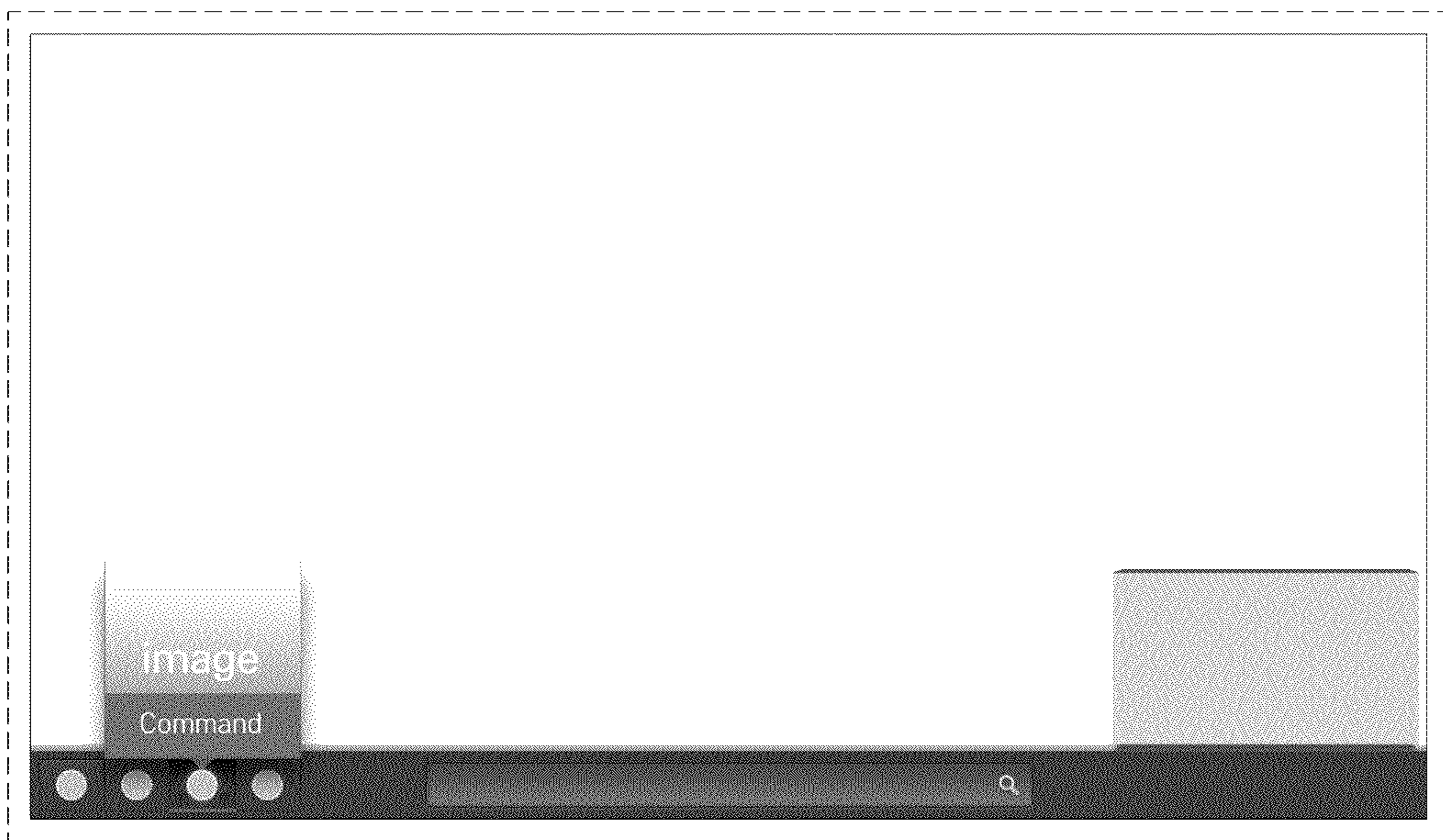
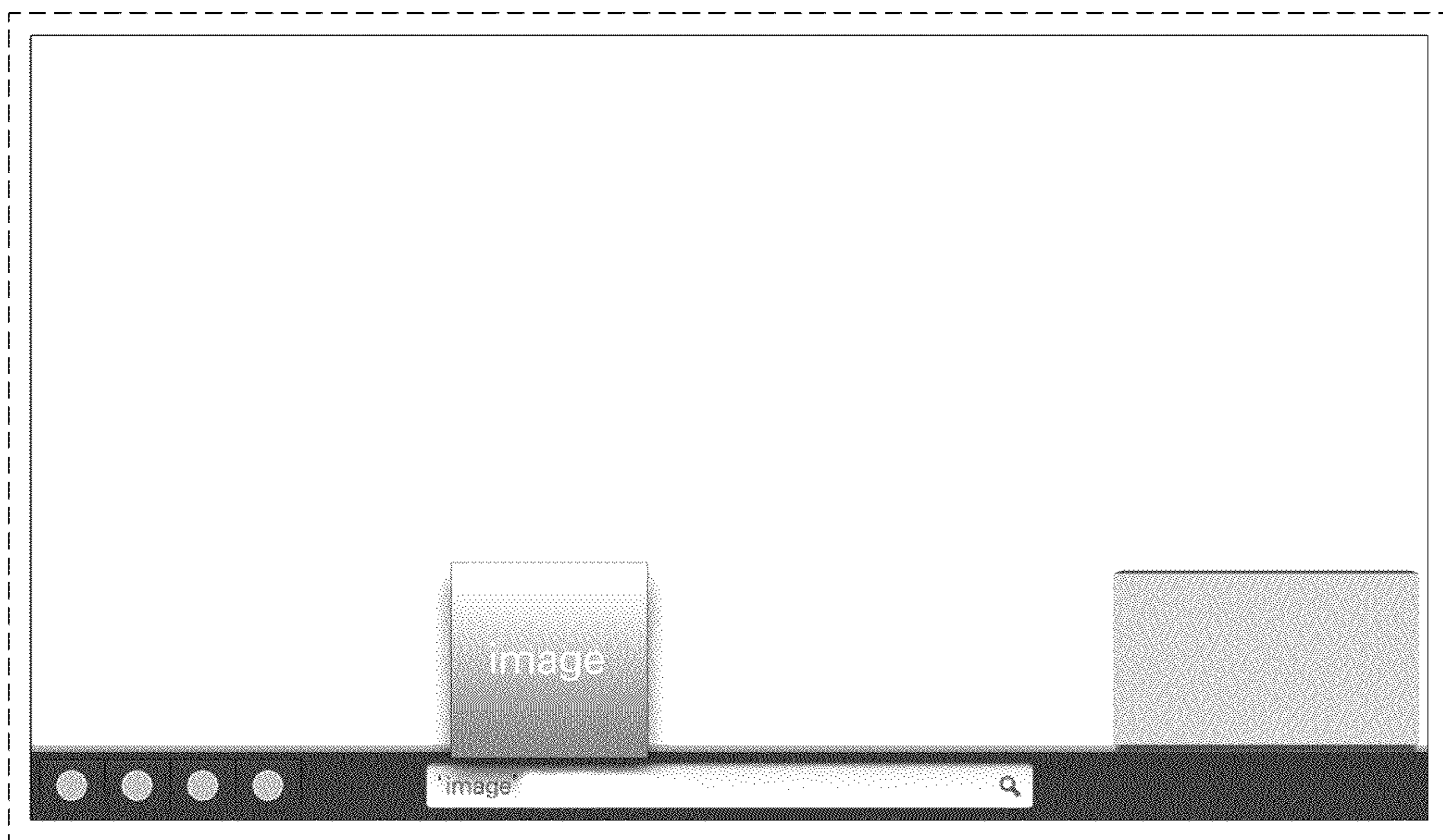


FIG. 4



UNITED STATES PATENT AND TRADEMARK OFFICE
CERTIFICATE OF CORRECTION

PATENT NO. : D720,768 S
APPLICATION NO. : 29/428210
DATED : January 6, 2015
INVENTOR(S) : Ji Young Hong et al.

Page 1 of 1

It is certified that error appears in the above-identified patent and that said Letters Patent is hereby corrected as shown below:

On The Title Page, Item (54) and in the Specification, Column 1, the Title should read

-- DISPLAY SCREEN OF A TELEVISION RECEIVER WITH GRAPHIC IMAGE --

Signed and Sealed this
Twenty-eighth Day of April, 2015



Michelle K. Lee
Director of the United States Patent and Trademark Office