



US00D720755S

(12) **United States Design Patent**
Nokuo

(10) **Patent No.:** **US D720,755 S**
(45) **Date of Patent:** **** Jan. 6, 2015**

(54) **PORTABLE INFORMATION TERMINAL**

(71) Applicant: **Sony Computer Entertainment Inc.,**
Tokyo (JP)

(72) Inventor: **Taichi Nokuo,** Tokyo (JP)

(73) Assignee: **Sony Computer Entertainment Inc.,**
Tokyo (JP)

(**) Term: **14 Years**

(21) Appl. No.: **29/481,319**

(22) Filed: **Feb. 4, 2014**

(30) **Foreign Application Priority Data**

Aug. 9, 2013 (JP) D2013-018405

(51) **LOC (10) Cl.** **14-02**

(52) **U.S. Cl.**
USPC **D14/433**

(58) **Field of Classification Search**
USPC D14/356, 432-434, 453, 454, 511,
D14/203.8, 209.1, 238.1, 240, 125;
439/638, 928, 105, 502; 710/303, 304;
361/679.41, 679.55, 679.56; D13/110,
D13/133, 146

See application file for complete search history.

(56) **References Cited**

U.S. PATENT DOCUMENTS

D363,064 S *	10/1995	Rogov	D14/433
D367,885 S	3/1996	Ikenaga		
D396,706 S *	8/1998	Rao	D14/433
D441,735 S *	5/2001	Katayama	D14/203.7
D470,848 S	2/2003	Morooka		
D482,692 S *	11/2003	Nishio et al.	D14/433
D484,128 S *	12/2003	Chung	D14/356
D486,150 S *	2/2004	Chung	D14/356
D487,086 S *	2/2004	Chung	D14/356
D511,774 S *	11/2005	Tanio	D14/368

D519,512 S *	4/2006	Nishio et al.	D14/433
D523,014 S *	6/2006	Liu et al.	D14/433
D537,036 S *	2/2007	Chen	D14/433
D541,274 S *	4/2007	Wang	D14/356
D549,193 S *	8/2007	Gomes et al.	D14/126
D559,848 S *	1/2008	Siu	D14/433
D561,687 S *	2/2008	Sween et al.	D13/110
D563,943 S *	3/2008	Watanabe	D14/188
D570,845 S *	6/2008	Liu et al.	D14/433
D576,164 S	9/2008	Takahashi		
D579,931 S *	11/2008	Chang	D14/242
D590,769 S	4/2009	Tatehata et al.		
D594,002 S *	6/2009	Kettula	D14/240
D604,725 S *	11/2009	Chen	D14/240
D606,549 S *	12/2009	He	D14/480.7
D641,753 S *	7/2011	Obata	D14/356
D644,988 S *	9/2011	Finney et al.	D13/103
D646,683 S *	10/2011	Tao et al.	D14/433

(Continued)

Primary Examiner — Austin Murphy

(74) *Attorney, Agent, or Firm* — Rader, Fishman & Grauer PLLC

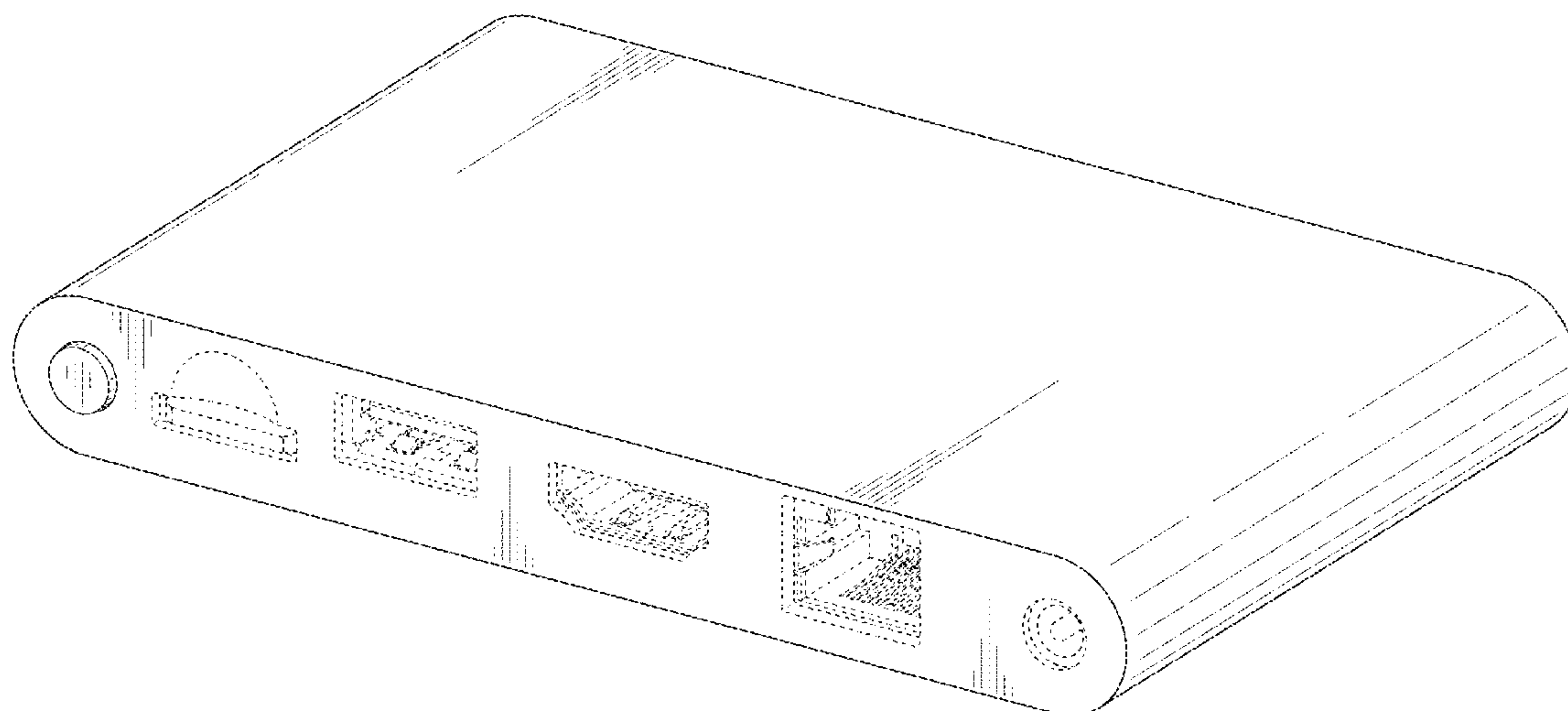
(57) **CLAIM**

The ornamental design for a portable information terminal, as shown and described.

DESCRIPTION

FIG. 1 is a perspective view of front, top and right side of a portable information terminal showing my new design; FIG. 2 is another perspective view of rear, top and left side thereof; FIG. 3 is a front view thereof; FIG. 4 is a rear view thereof; FIG. 5 is a left side view thereof; FIG. 6 is a right side view thereof; FIG. 7 is a top plan view thereof; and, FIG. 8 is a bottom plan view thereof. The portions of the article in broken lines are shown for illustrative purposes only and form no part of the claimed design.

1 Claim, 6 Drawing Sheets



US D720,755 S

Page 2

(56)

References Cited

U.S. PATENT DOCUMENTS

D670,291 S	*	11/2012	Dalton	D14/433
D688,198 S	*	8/2013	Takeshita et al.	D13/103
D710,341 S	*	8/2014	Cheng	D14/240
D670,290 S	*	11/2012	Dalton	D14/433

* cited by examiner

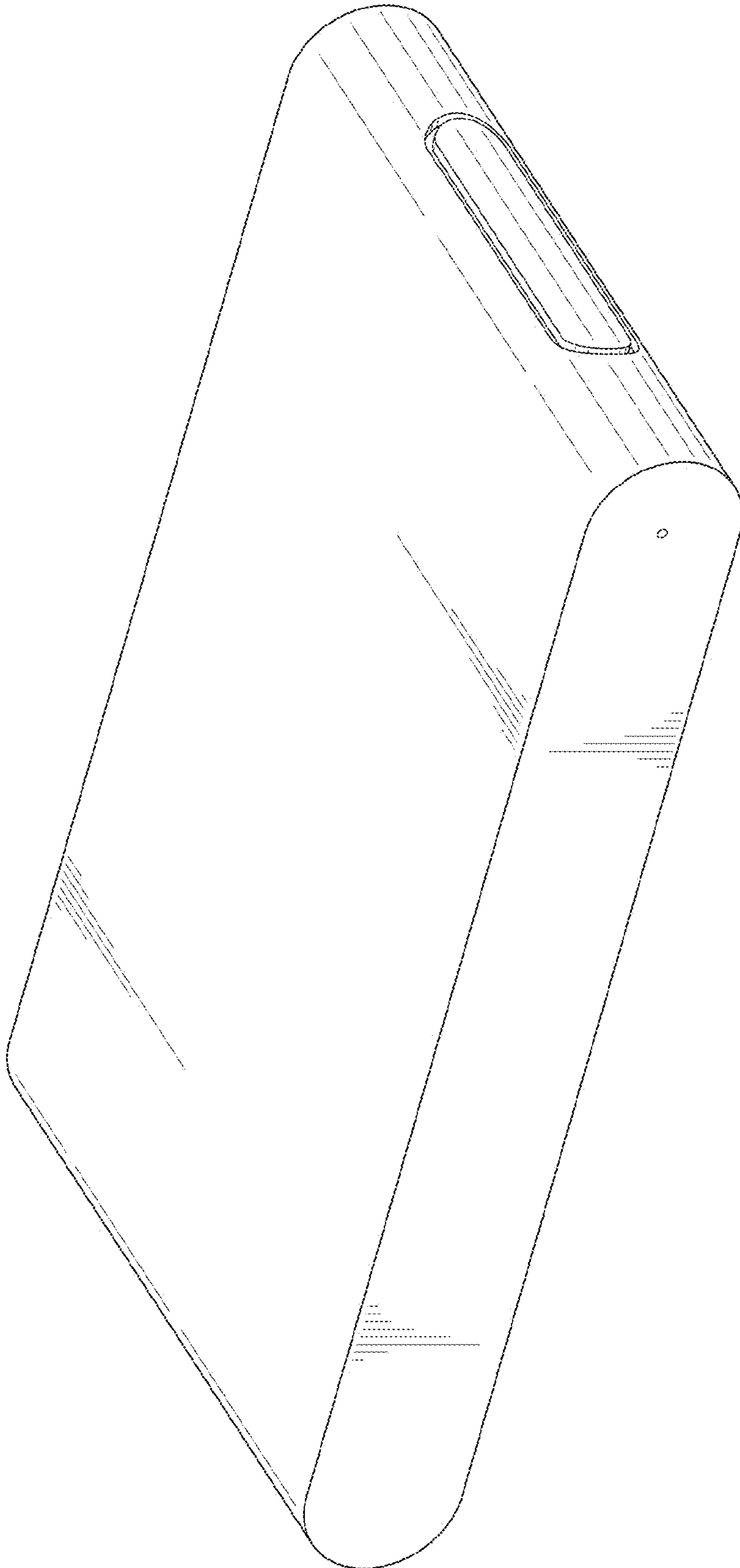


FIG. 1

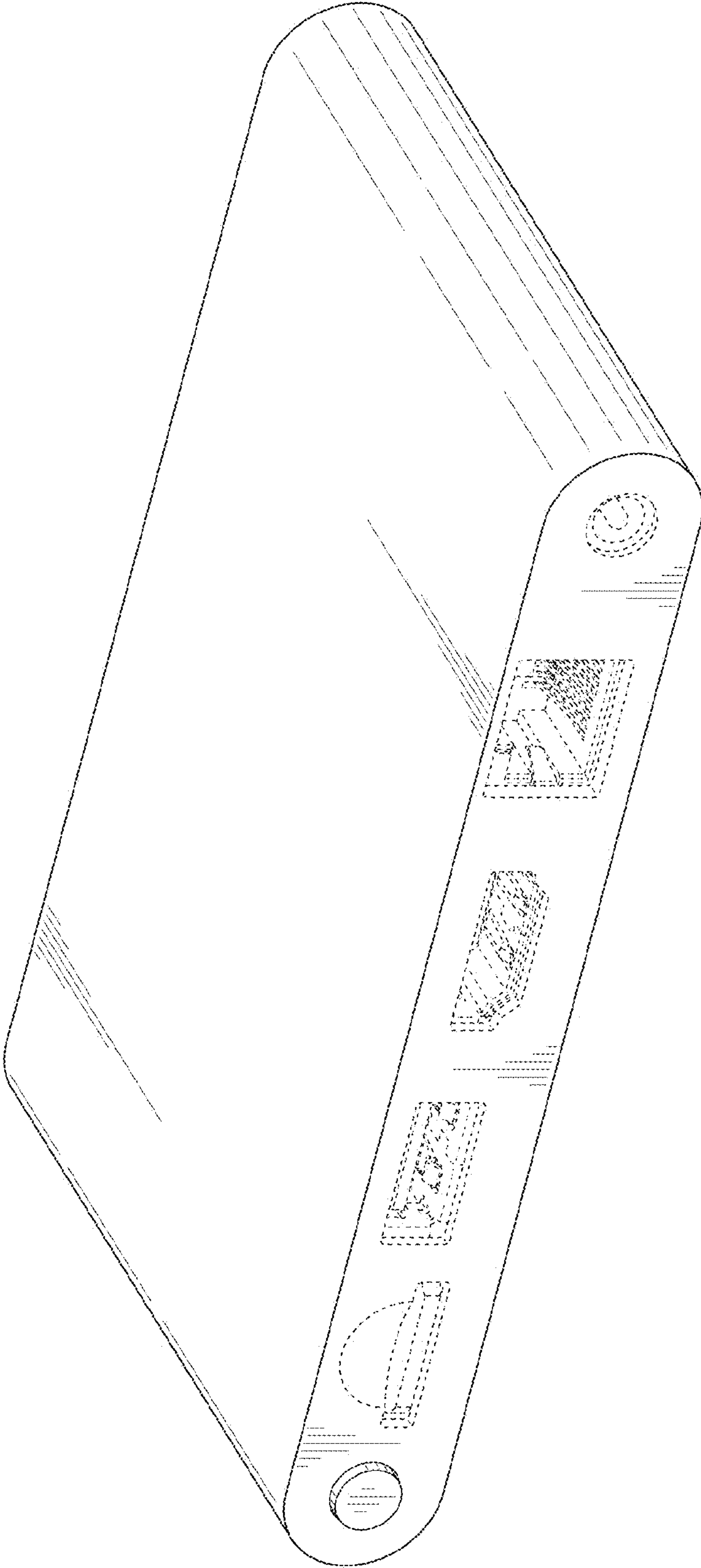


FIG. 2




FIG. 3

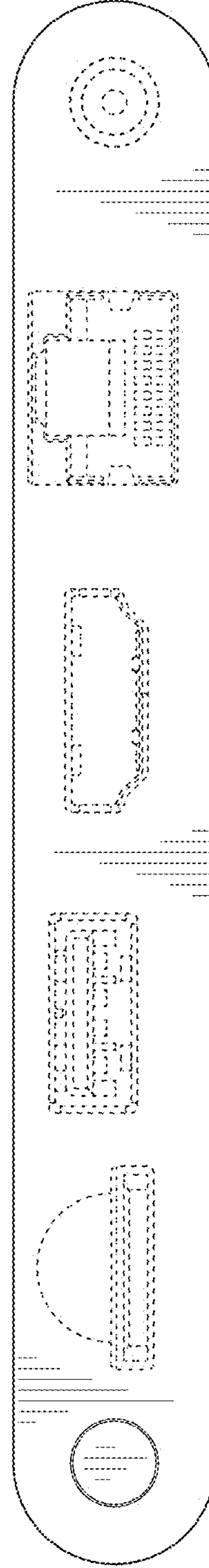


FIG. 4




FIG. 5




FIG. 6




FIG. 7




FIG. 8