



US00D720736S

(12) **United States Design Patent**
Chen et al.

(10) **Patent No.:** **US D720,736 S**
(45) **Date of Patent:** **** Jan. 6, 2015**

(54) **HOUSING FOR ELECTRONIC DEVICE**

(71) Applicant: **King Slide Technology Co., Ltd.**,
Kaohsiung (TW)

(72) Inventors: **Shan-Yao Chen**, Kaohsiung (TW);
Shu-Chen Lin, Kaohsiung (TW)

(73) Assignee: **King Slide Technology Co., Ltd.**,
Kaohsiung (TW)

(**) Term: **14 Years**

(21) Appl. No.: **29/462,571**

(22) Filed: **Aug. 6, 2013**

(51) **LOC (10) Cl.** **14-03**

(52) **U.S. Cl.**
USPC **D14/250**

(58) **Field of Classification Search**
USPC ... D14/138 G, 138 AD, 138 R, 138 AC, 496,
D14/248, 218, 439, 434, 250, 191, 138 C,
D14/138 AA, 138 AB, 203.1–203.8, 238.1,
D14/247, 137, 341–347, 440; 455/575.1,
455/556.2, 575.3, 575.4; D21/517, 333;
379/433.01, 433.04; D10/65, 78, 104;
D13/168, 107–108, 119; 361/679.3,
361/679.56

See application file for complete search history.

(56) **References Cited**

U.S. PATENT DOCUMENTS

D488,452 S * 4/2004 Chung D14/138 AB
6,904,148 B1 * 6/2005 Yabusaki 379/433.07
7,337,565 B2 * 3/2008 Tsutsumi et al. 40/451
D589,505 S * 3/2009 He D14/248
D590,823 S * 4/2009 Wong et al. D14/248
D591,740 S * 5/2009 Luke et al. D14/341
D602,894 S * 10/2009 Lepoultier et al. D14/138 AB

D624,046 S * 9/2010 Lee et al. D14/138 G
D626,528 S * 11/2010 Park et al. D14/138 AB
D628,548 S * 12/2010 Park et al. D14/138 G
D630,179 S * 1/2011 Park et al. D14/138 AA
D641,333 S * 7/2011 Lee et al. D14/138 AA
D667,822 S * 9/2012 Li D14/248
D669,457 S * 10/2012 Li D14/248
D669,889 S * 10/2012 Li et al. D14/248
D704,684 S * 5/2014 Yeh et al. D14/248
D704,685 S * 5/2014 Yeh et al. D14/248
2003/0003956 A1 * 1/2003 Maenpaa et al. 455/556

OTHER PUBLICATIONS

HTC Touch Diamond, announced May 2008, <URL:http://www.gsmarena.com/htc_touch_diamond-pictures-2368.php>, retrieved from internet on Jun. 27, 2014.*

* cited by examiner

Primary Examiner — Carla Jobe Wright

(74) *Attorney, Agent, or Firm* — Rosenberg, Klein & Lee

(57) **CLAIM**

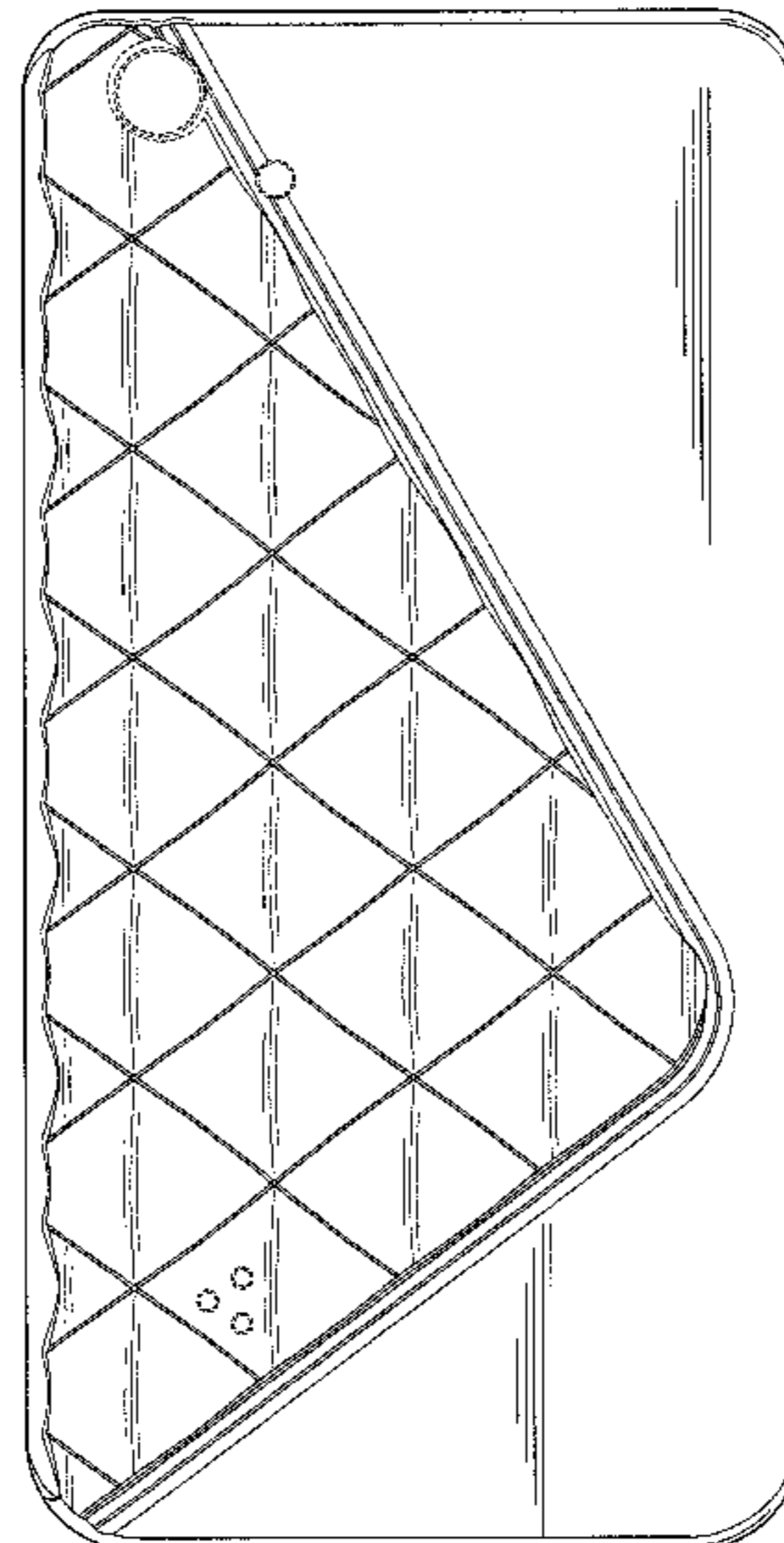
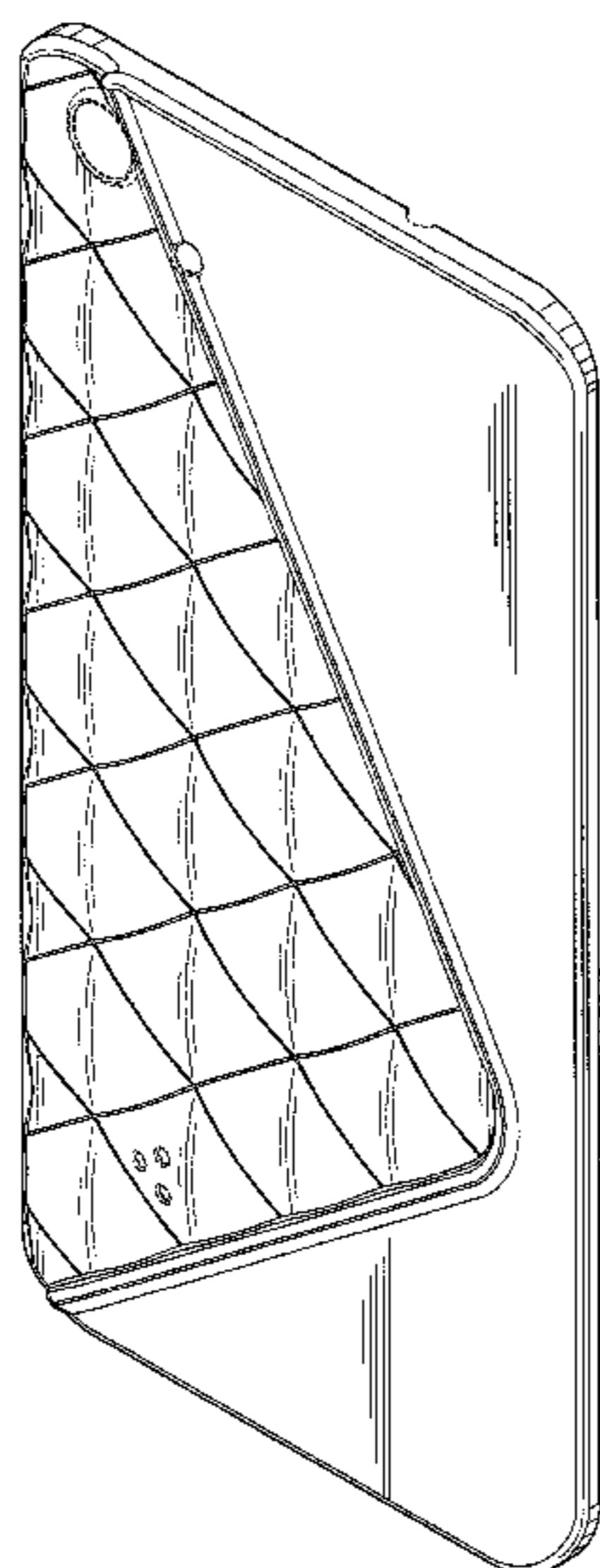
We claim, the ornamental design for a housing for an electronic device, as shown and described.

DESCRIPTION

FIG. 1 is a perspective view of a housing for an electronic device showing my present design;
FIG. 2 is a front view thereof;
FIG. 3 is a rear view thereof;
FIG. 4 is a left view thereof;
FIG. 5 is a right view thereof;
FIG. 6 is a top plan view thereof; and,
FIG. 7 is a bottom plan view.

The dot-dash broken line represents a boundary of the claimed design. The dash-dash broken lines depict unclaimed environment. The broken lines form no part of the claimed design.

1 Claim, 5 Drawing Sheets



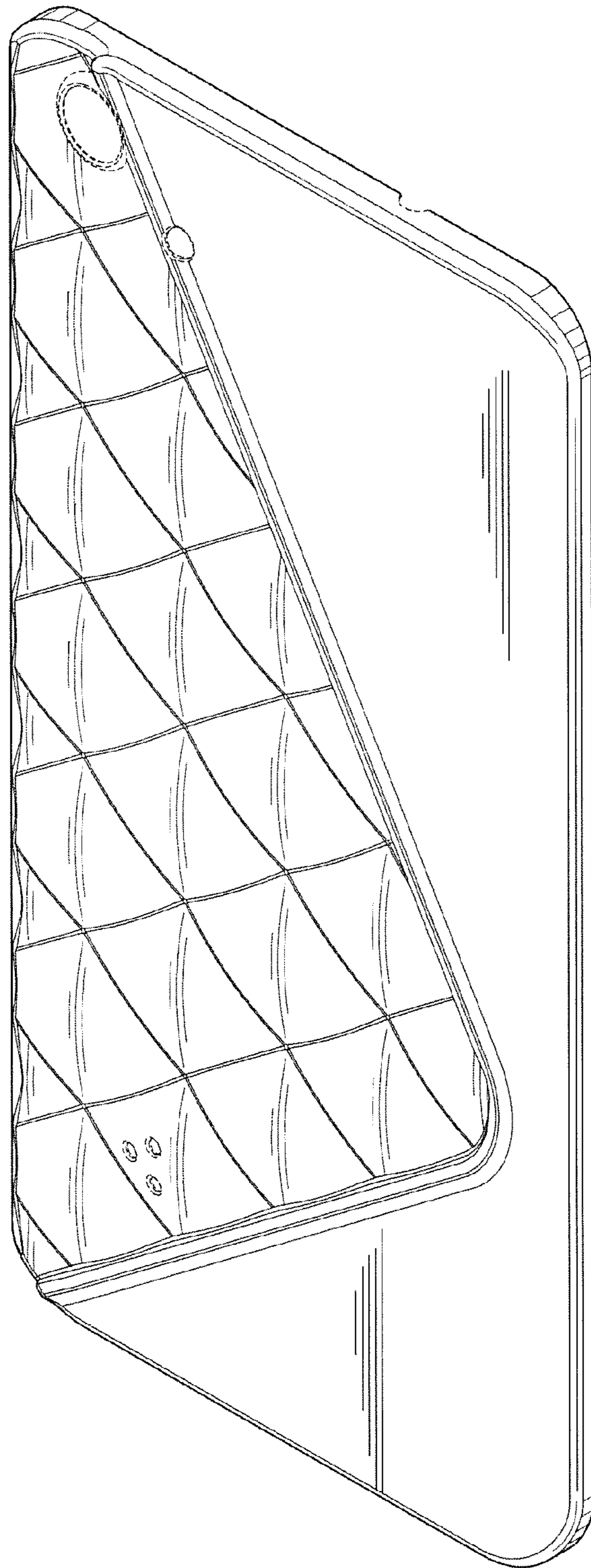


FIG. 1

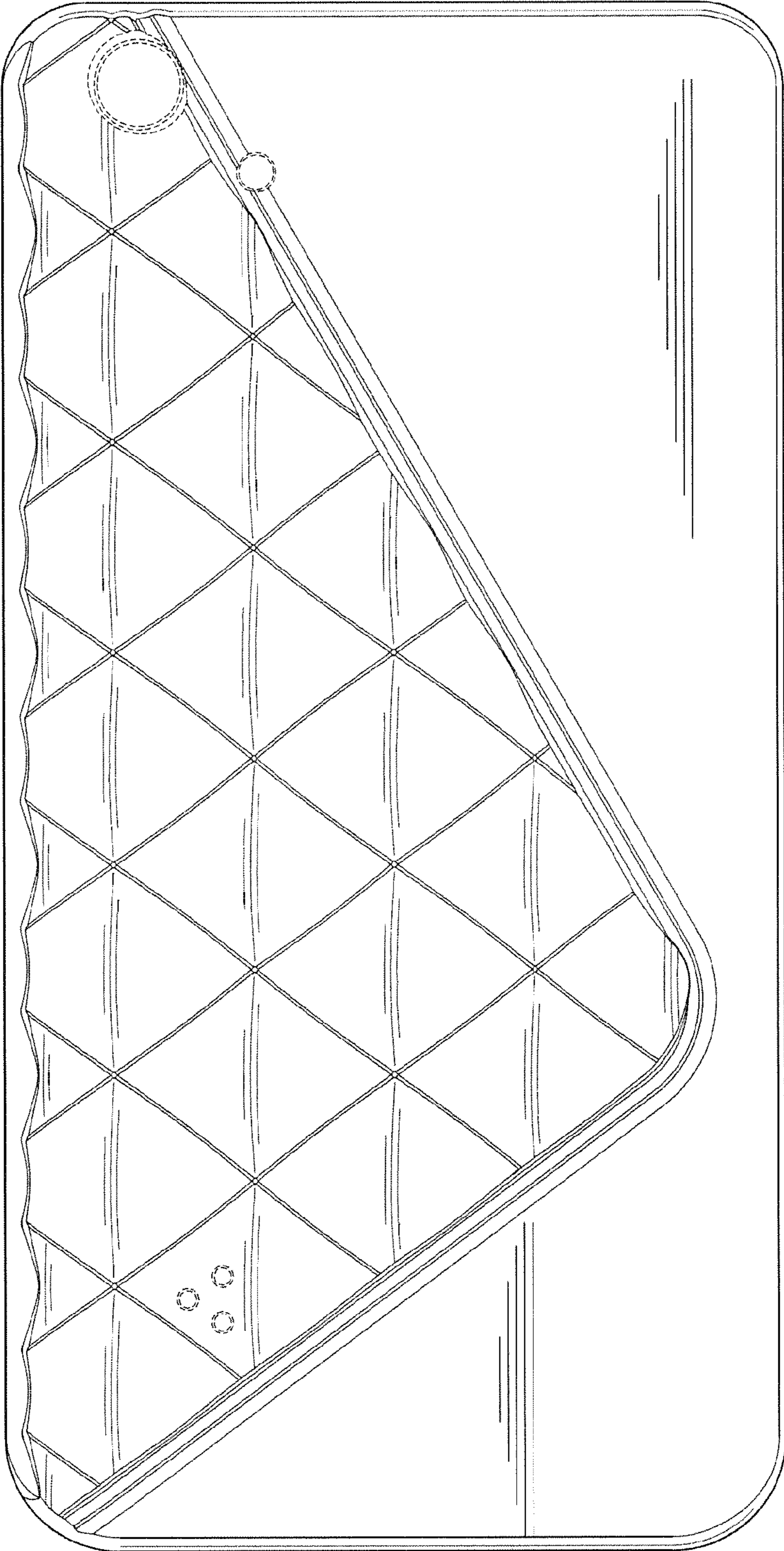


FIG. 2

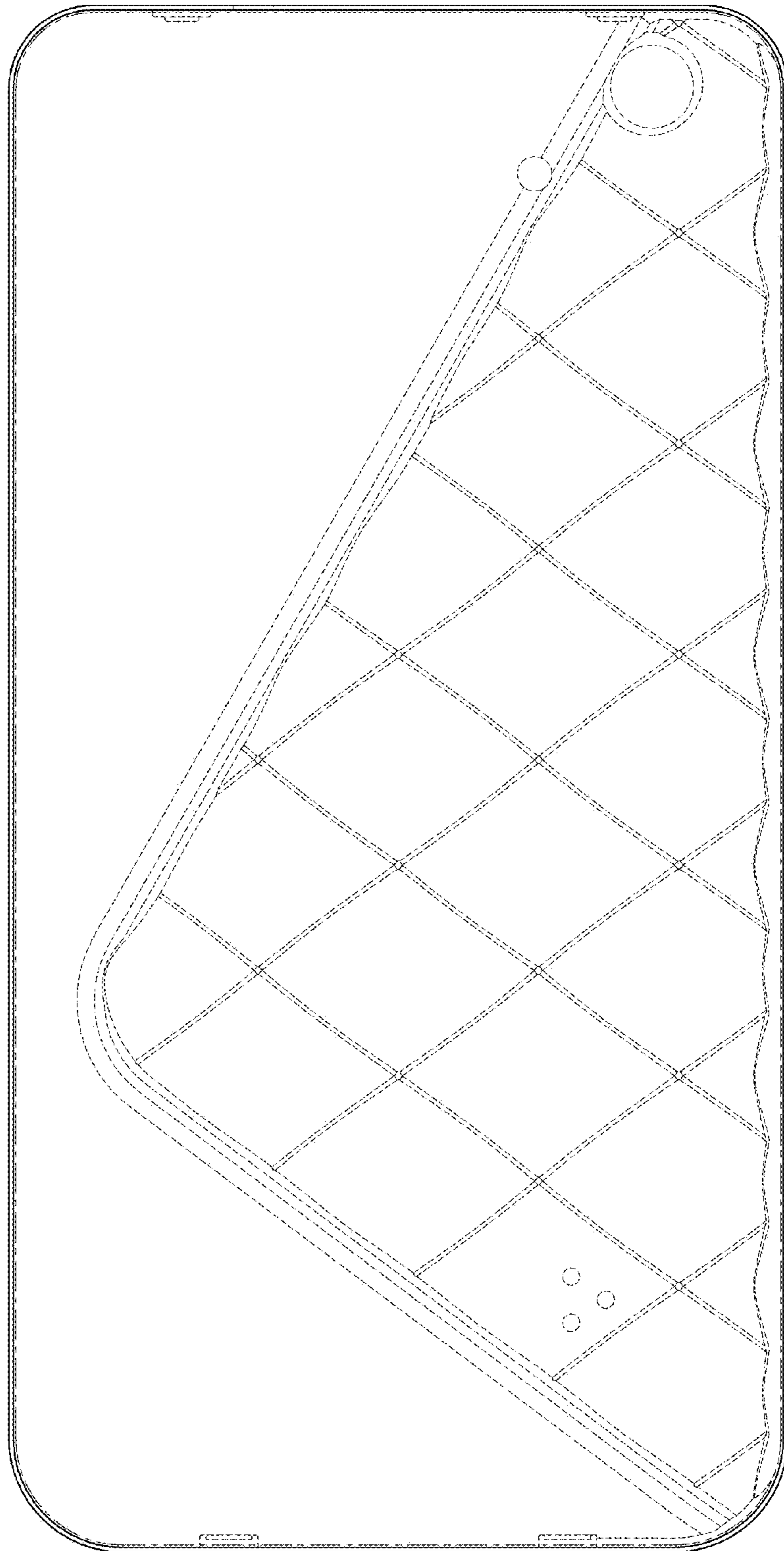


FIG. 3




FIG. 4



FIG. 5




FIG. 6




FIG. 7