



US00D720732S

(12) **United States Design Patent**  
**Chou et al.**

(10) **Patent No.:** **US D720,732 S**  
(45) **Date of Patent:** **\*\* Jan. 6, 2015**

(54) **MOBILE PHONE**

(71) Applicant: **Acer Incorporated**, New Taipei (TW)

(72) Inventors: **Yun-Ju Chou**, New Taipei (TW);  
**Wen-Hsien Chiang**, New Taipei (TW);  
**Chun-Chieh Chiu**, New Taipei (TW);  
**Yen-Chiu Hsu**, New Taipei (TW);  
**Wei-Min Huang**, New Taipei (TW);  
**Wei-Sen Lu**, New Taipei (TW)

(73) Assignee: **Acer Incorporated**, New Taipei (TW)

(\*\*) Term: **14 Years**

(21) Appl. No.: **29/453,810**

(22) Filed: **May 3, 2013**

(30) **Foreign Application Priority Data**

Dec. 27, 2012 (TW) ..... 102302222

(51) **LOC (10) Cl.** ..... **14-03**

(52) **U.S. Cl.**  
USPC ..... **D14/248**

(58) **Field of Classification Search**  
CPC ..... H04M 1/0202; H04M 1/0235; H04M  
1/0237; H04M 1/0239; H04M 2250/52  
USPC ..... D14/247-248, 138 R, 138 AD, 138 AC,  
D14/138 C, 138 G, 137, 341-347  
See application file for complete search history.

(56) **References Cited**

**U.S. PATENT DOCUMENTS**

D445,107 S \* 7/2001 Kuwahara et al. .... D14/345  
D550,192 S \* 9/2007 Kim et al. .... D14/138 AD

D557,242 S \* 12/2007 Kim et al. .... D14/138 AD  
D563,363 S \* 3/2008 Park et al. .... D14/138 AD  
D581,892 S \* 12/2008 Lee et al. .... D14/138 AD  
D591,280 S \* 4/2009 Irvine et al. .... D14/248  
D597,512 S \* 8/2009 Kim et al. .... D14/138 G  
D606,037 S \* 12/2009 Christopher et al. . D14/138 AD  
D611,025 S \* 3/2010 Yu ..... D14/138 G  
D628,184 S \* 11/2010 Jung et al. .... D14/138 G  
D643,006 S \* 8/2011 Han et al. .... D14/138 G  
2004/0242288 A1 \* 12/2004 Balle et al. .... 455/575.1  
2004/0266477 A1 \* 12/2004 Murata ..... 455/556.1

\* cited by examiner

*Primary Examiner* — Bridget L Eland

(74) *Attorney, Agent, or Firm* — Jianq Chyun IP Office

(57) **CLAIM**

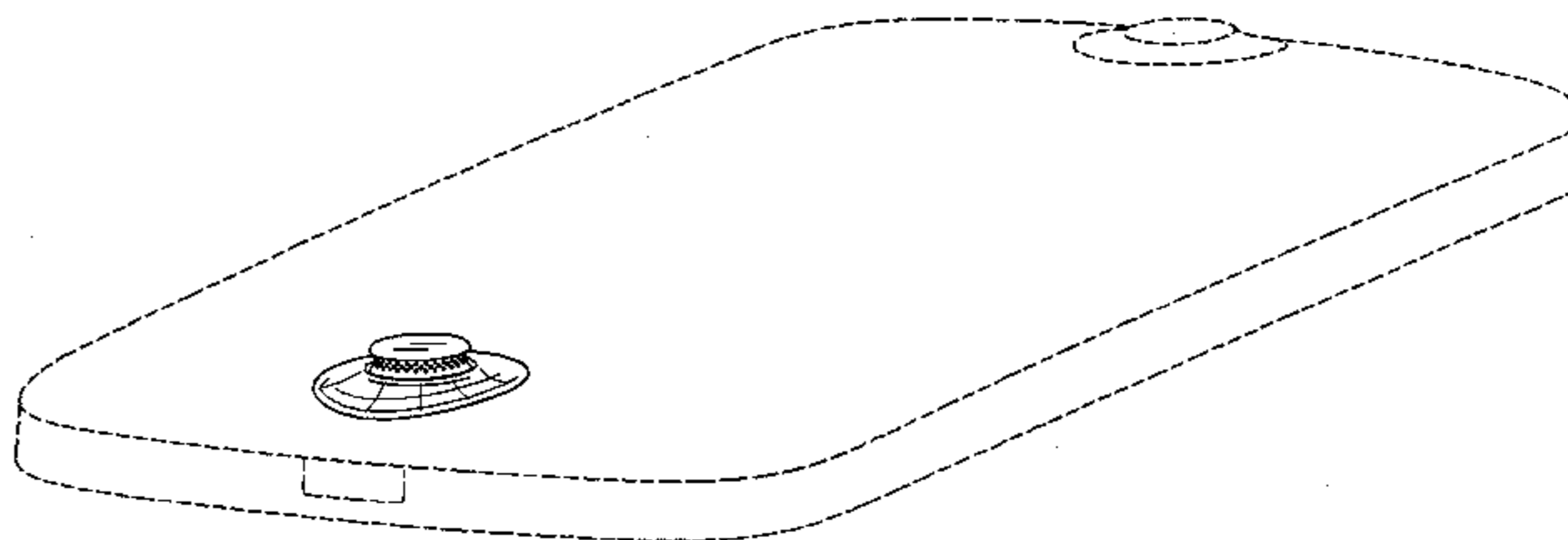

The ornamental design for a mobile phone, as shown and described.

**DESCRIPTION**

FIG. 1 is a perspective view of a mobile phone showing our new design;  
FIG. 2 is another perspective view thereof;  
FIG. 3 is a front view thereof;  
FIG. 4 is a rear view thereof;  
FIG. 5 is a left side view thereof;  
FIG. 6 is a right side view thereof;  
FIG. 7 is a top view thereof;  
FIG. 8 is a bottom view thereof; and,  
FIG. 9 is a perspective view thereof in use.

The broken lines shown in the views are included for the purpose of illustrating portions of the mobile phone that form no part of the claimed design.

**1 Claim, 7 Drawing Sheets**



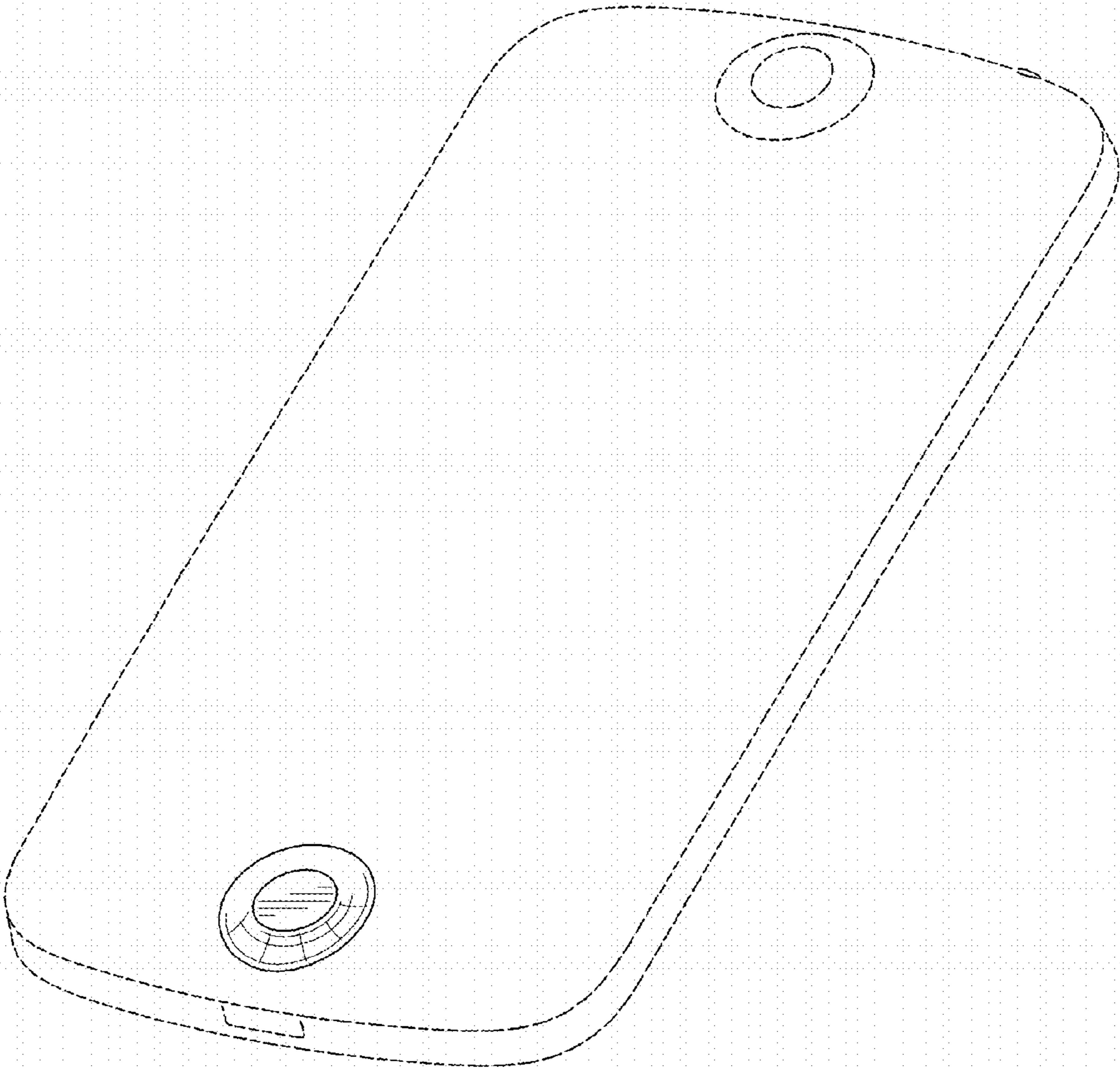


FIG. 1

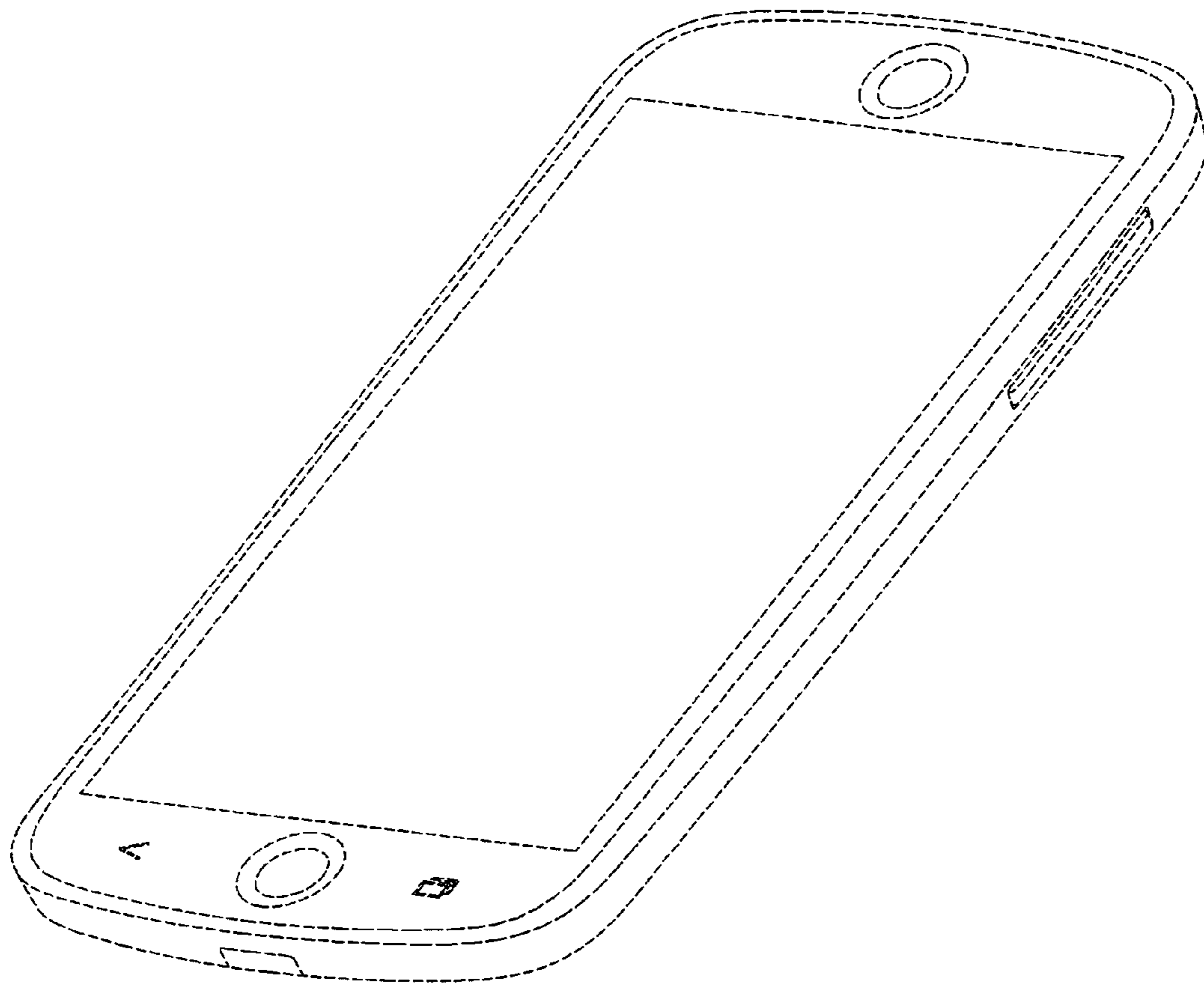


FIG. 2




FIG. 3




FIG. 4




FIG. 5




FIG. 6




FIG. 7

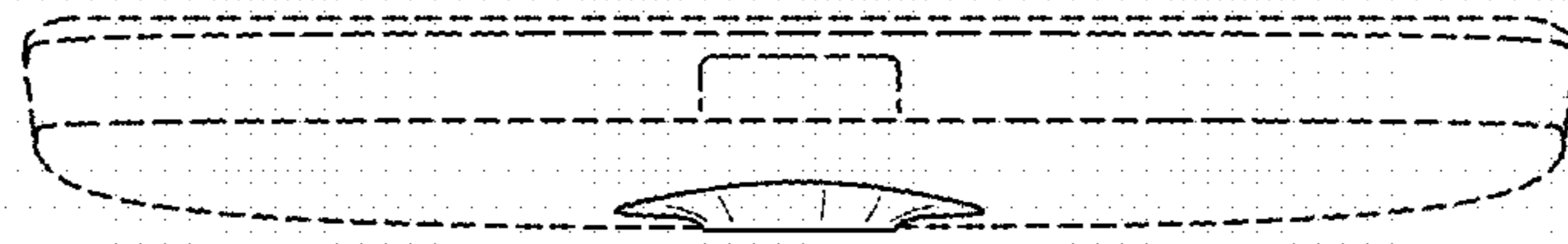


FIG. 8

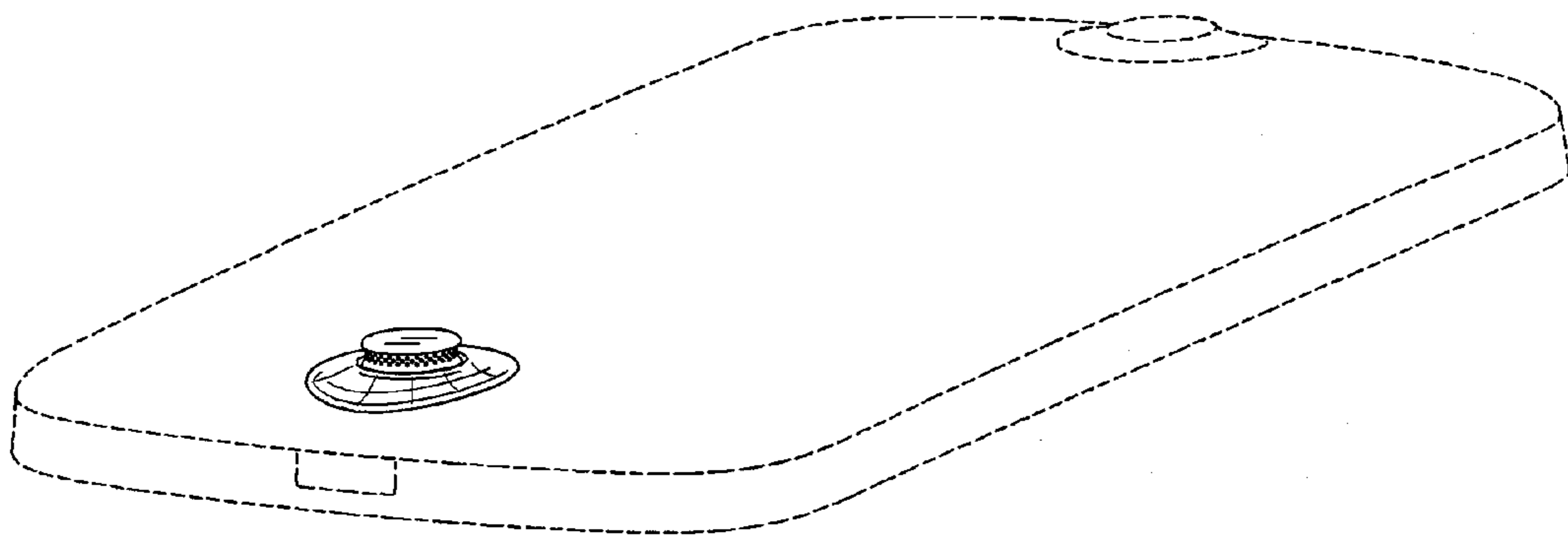


FIG. 9