



US00D720725S

(12) **United States Design Patent**  
**Peh**

(10) **Patent No.:** **US D720,725 S**

(45) **Date of Patent:** **\*\* Jan. 6, 2015**

(54) **REMOTE CONTROL UNIT**

(56) **References Cited**

(71) Applicant: **Koninklijke Philips N.V.**, Eindhoven (NL)

U.S. PATENT DOCUMENTS

(72) Inventor: **Beng Tee Peh**, Singapore (CN)

D632,280 S *	2/2011	Daniels .....	D14/218
D636,761 S *	4/2011	Hansen et al. ....	D14/218
D647,509 S *	10/2011	Maier et al. ....	D14/218
D648,327 S *	11/2011	Maier et al. ....	D14/218
D654,055 S *	2/2012	Won et al. ....	D14/218
D656,488 S *	3/2012	Nakayama et al. ....	D14/218
D658,636 S *	5/2012	Maier et al. ....	D14/218
D664,945 S *	8/2012	Morris et al. ....	D14/218
D699,223 S *	2/2014	Maier et al. ....	D14/218
D703,187 S *	4/2014	Maier et al. ....	D14/218
D703,188 S *	4/2014	Maier et al. ....	D14/218

(73) Assignee: **Koninklijke Philips N.V.**, Eindhoven (NL)

(\*\*) Term: **14 Years**

\* cited by examiner

(21) Appl. No.: **29/483,863**

(22) Filed: **Mar. 4, 2014**

*Primary Examiner* — John Windmuller

(30) **Foreign Application Priority Data**

Sep. 10, 2013 (EM) ..... 002306167-0002

(57) **CLAIM**

The ornamental design for a remote control unit, as shown.

(51) **LOC (10) Cl.** ..... **14-03**

**DESCRIPTION**


(52) **U.S. Cl.**  
USPC ..... **D14/218**

(58) **Field of Classification Search**  
USPC ..... D14/218, 137-139, 174, 151, 191-193,  
D14/299, 167, 168; D13/168, 162-164;  
D21/512-517, 566; D10/104, 106;  
455/352-355, 151.1-151.4, 128, 347,  
455/90.3; 348/114, 734

FIG. 1 is a perspective view showing my design;  
FIG. 2 is a front elevational view thereof;  
FIG. 3 is a rear elevational view thereof;  
FIG. 4 is a right side elevational view thereof;  
FIG. 5 is a left side elevational view thereof;  
FIG. 6 is a top plan view thereof; and,  
FIG. 7 is a bottom plan view thereof.

See application file for complete search history.

**1 Claim, 4 Drawing Sheets**



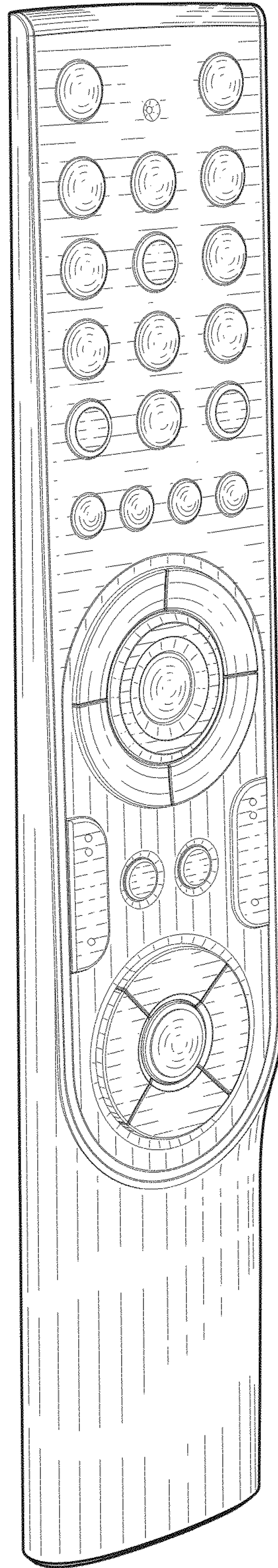


FIG. 1






FIG. 2

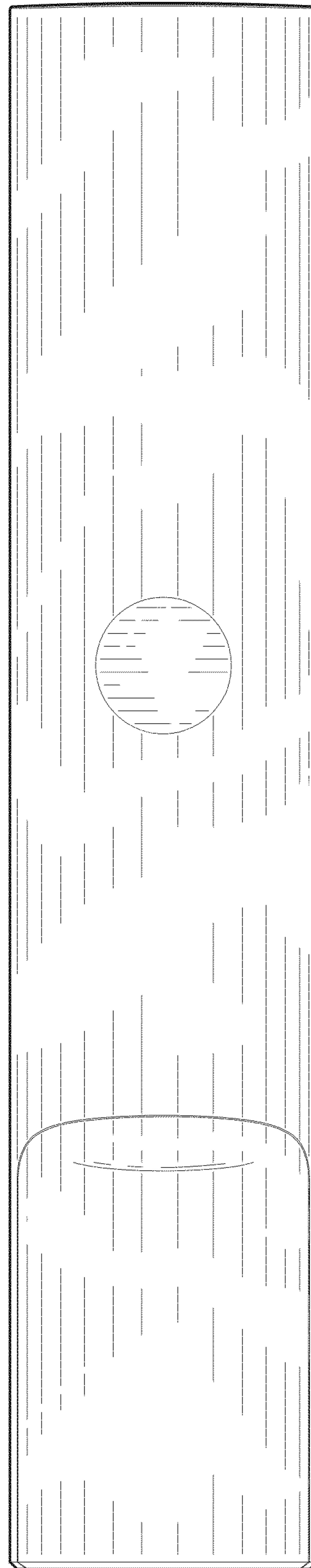


FIG. 3




FIG. 4

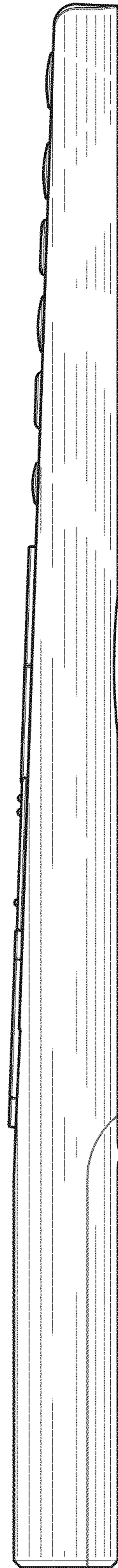


FIG. 5

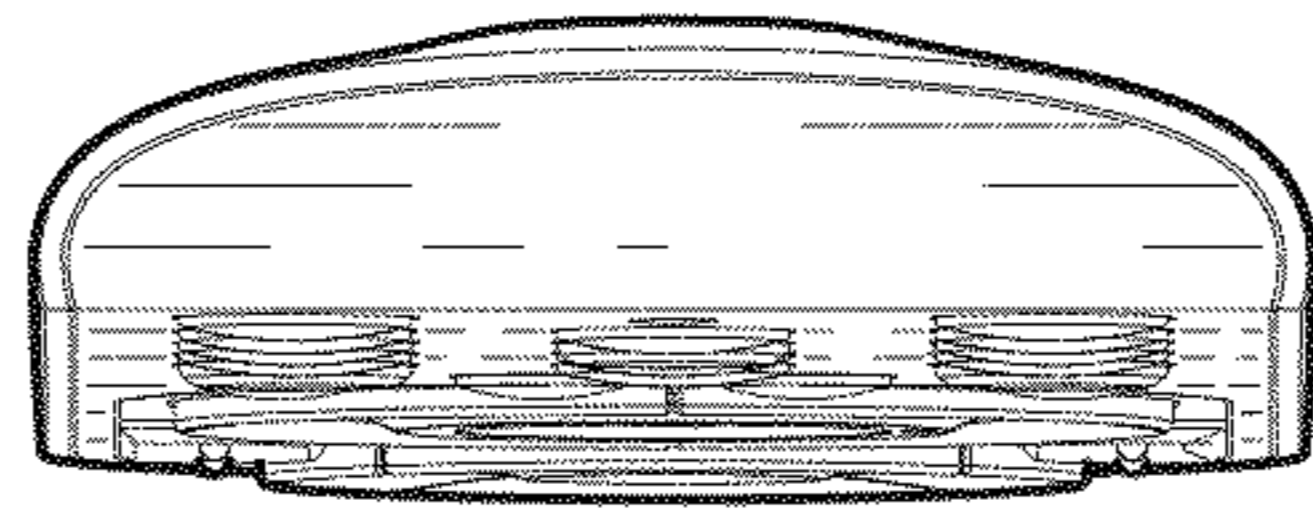


FIG. 6

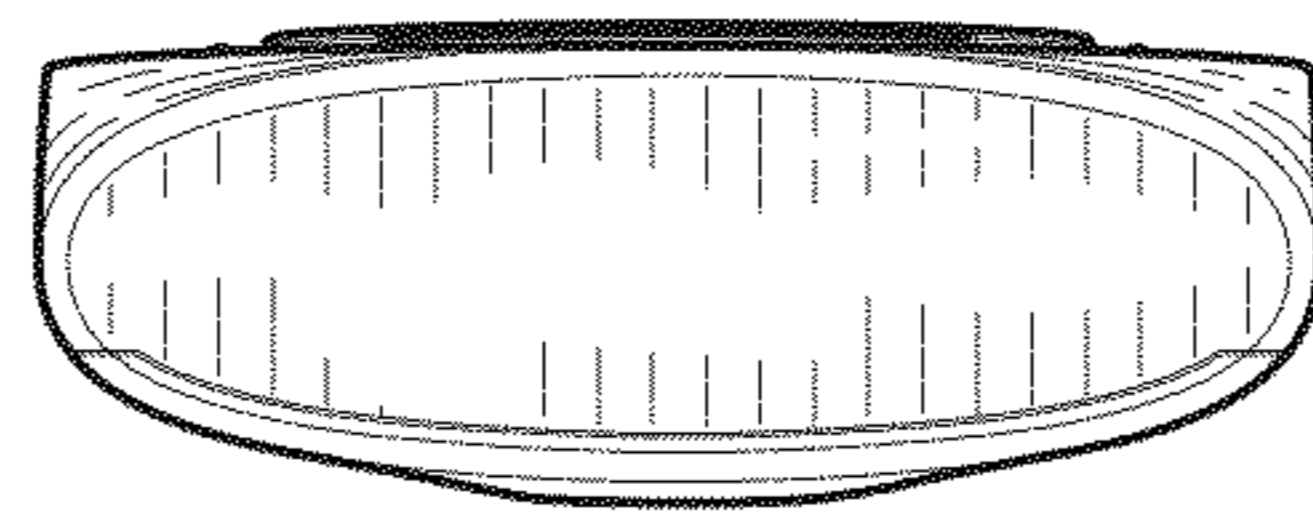


FIG. 7