



US00D720705S

(12) **United States Design Patent**
Gratz

(10) **Patent No.:** **US D720,705 S**
(45) **Date of Patent:** **** Jan. 6, 2015**

(54) **PUSH BUTTON LOCKOUT DEVICE COVER**

(71) Applicant: **Brady Worldwide, Inc.**, Milwaukee, WI (US)

(72) Inventor: **Joshua Gratz**, Milwaukee, WI (US)

(73) Assignee: **Brady Worldwide, Inc.**, Milwaukee, WI (US)

(**) Term: **14 Years**

(21) Appl. No.: **29/462,126**

(22) Filed: **Jul. 31, 2013**

(51) **LOC (10) Cl.** **13-03**

(52) **U.S. Cl.**
USPC **D13/177**

(58) **Field of Classification Search**
USPC D13/173, 174, 177; D9/454; 200/43.01, 200/43.11, 43.13, 43.15, 43.16, 43.18, 200/43.19, 43.21, 43.22, 304, 330, 333, 200/334, 345

See application file for complete search history.

(56) **References Cited**

U.S. PATENT DOCUMENTS

D207,033	S	*	2/1967	Boker	D9/443
4,154,125	A	*	5/1979	Frank	74/553
4,733,035	A	*	3/1988	Ohashi	200/568
4,823,397	A	*	4/1989	Hewitt	455/90.3
D374,658	S	*	10/1996	Bever et al.	D13/177

6,118,088	A	*	9/2000	Thielman	200/43.16
D440,948	S	*	4/2001	Bianco, Sr.	D13/173
6,627,816	B1	*	9/2003	Walker et al.	174/66
D494,065	S	*	8/2004	Hook	D9/445
6,987,230	B2	*	1/2006	Hansen	200/47
7,459,649	B2	*	12/2008	Huang	200/334
D613,160	S	*	4/2010	Ablo	D9/443
D615,048	S	*	5/2010	Grisby	D13/173
8,253,049	B2	*	8/2012	Grisby	200/330
2004/0094396	A1	*	5/2004	Lee et al.	200/345

* cited by examiner

Primary Examiner — Selina Sikder

(74) *Attorney, Agent, or Firm* — Quarles & Brady LLP

(57) **CLAIM**

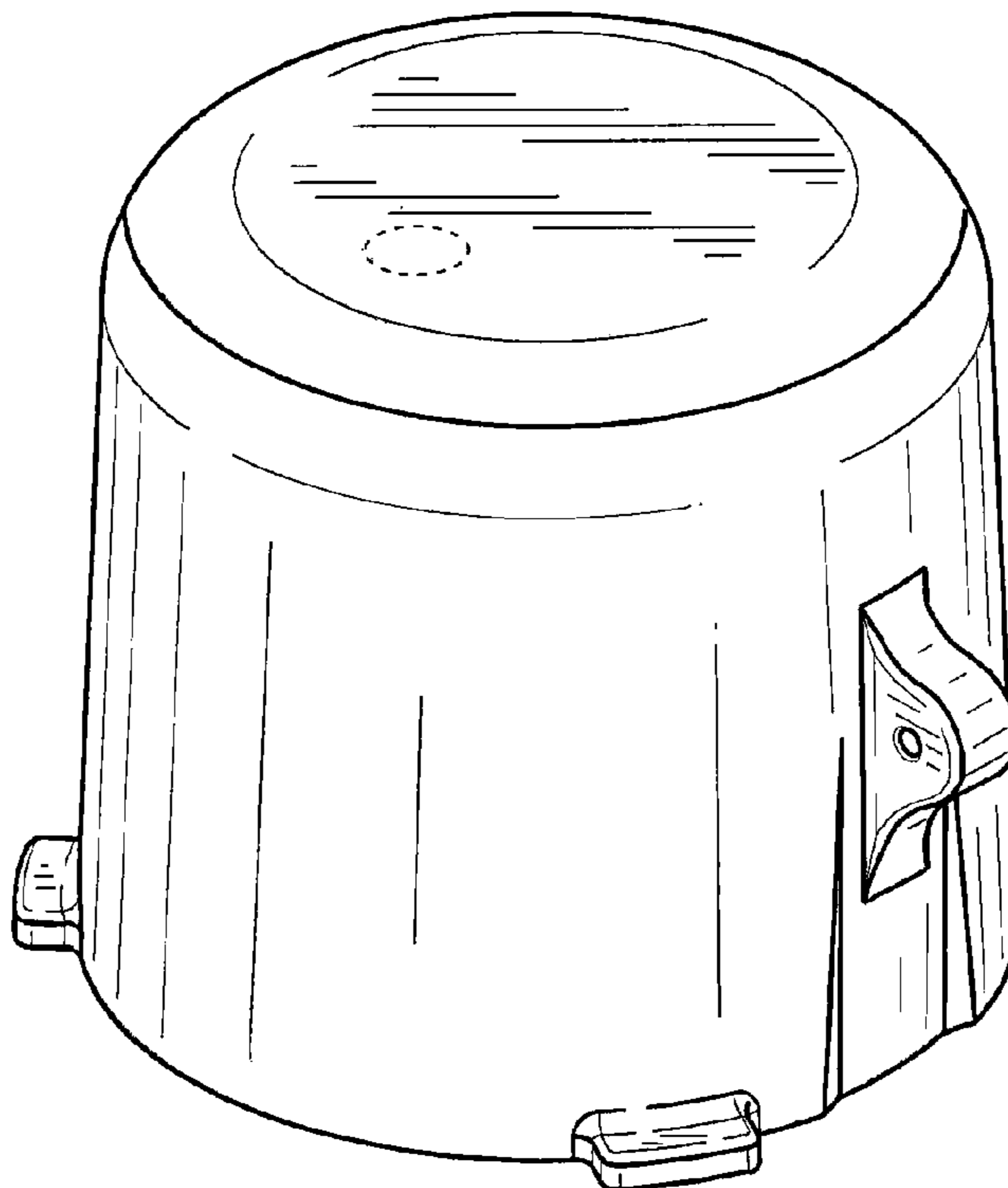
The ornamental design for a push button lockout device cover, as shown and described.

DESCRIPTION

FIG. 1 is a front isometric view of a push button lockout device cover embodying our new design;
FIG. 2 is a top plan view thereof;
FIG. 3 is a left side elevation view thereof;
FIG. 4 is a right side elevation view thereof;
FIG. 5 is a front elevation view thereof;
FIG. 6 is a rear elevation view thereof; and,
FIG. 7 is a bottom plan view thereof.

The dash-dash broken line representations in the figures are for the purpose of illustrating unclaimed environment of the claimed design.

1 Claim, 4 Drawing Sheets



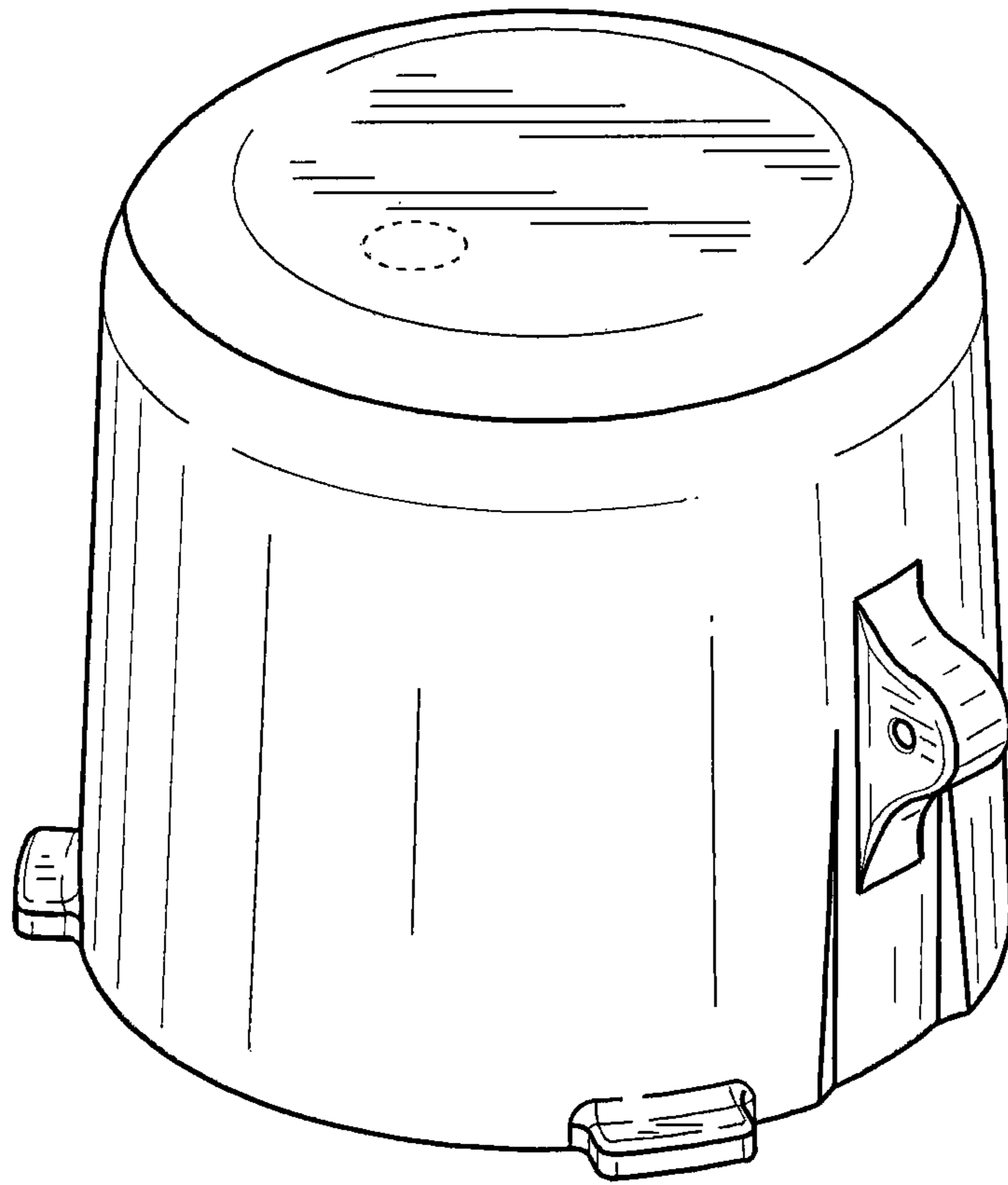


FIG. 1

FIG. 2

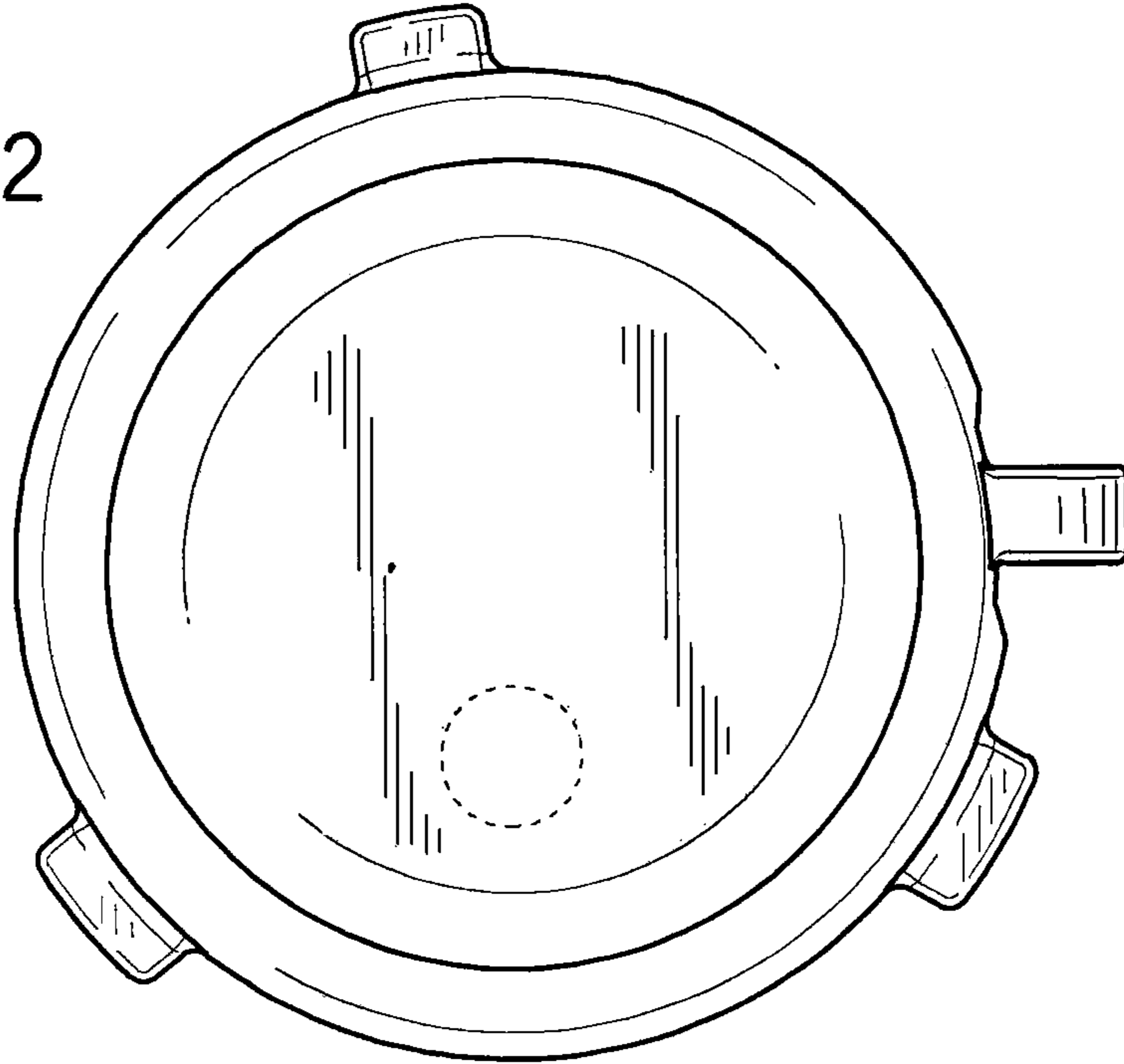


FIG. 3




FIG. 4

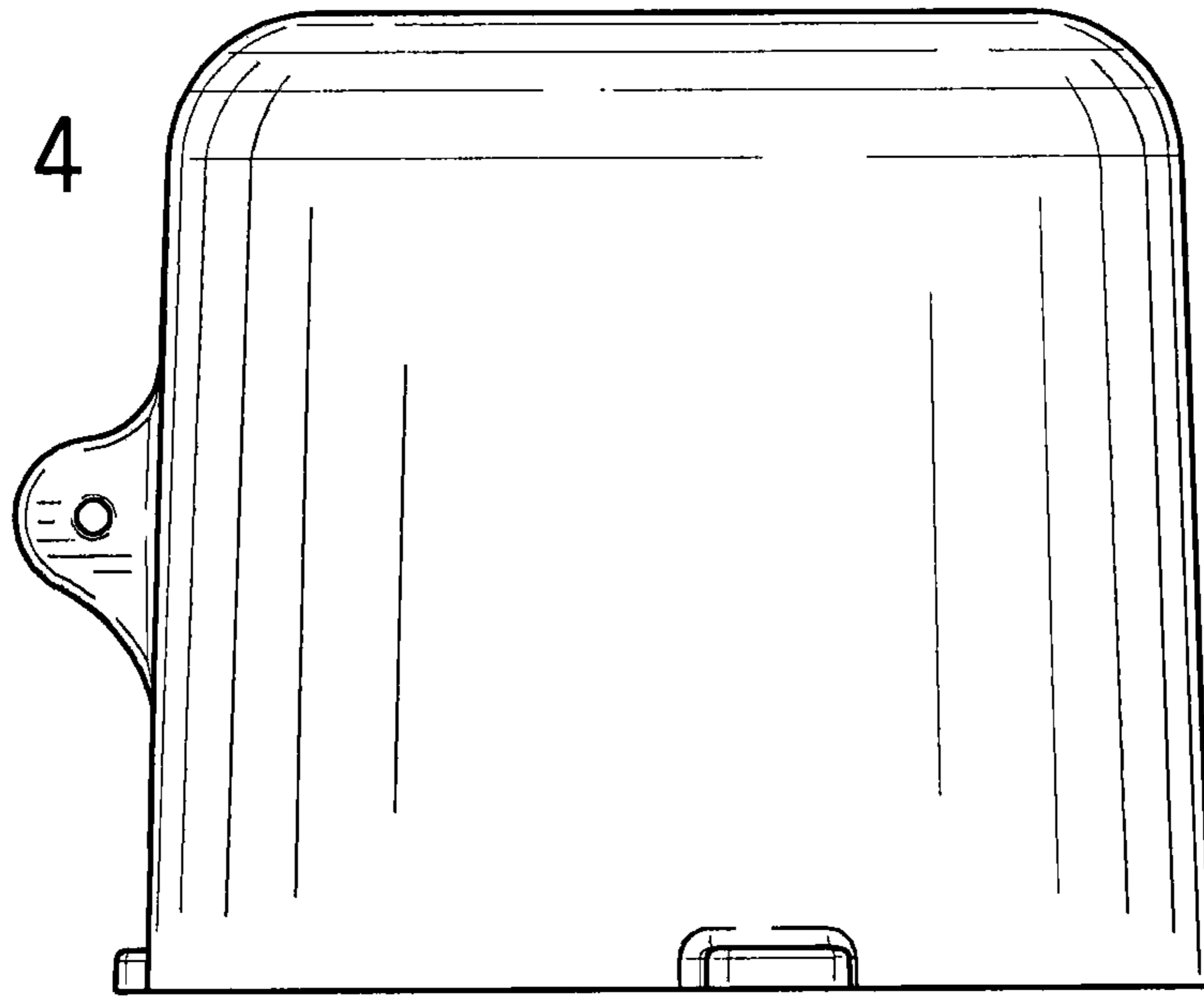


FIG. 5




FIG. 6




FIG. 7

