



US00D720689S

(12) **United States Design Patent**
Mamane

(10) **Patent No.:** **US D720,689 S**
(45) **Date of Patent:** **** Jan. 6, 2015**

- (54) **BATTERY PACK**
- (71) Applicant: **Dan Mamane**, St-Prex (CH)
- (72) Inventor: **Dan Mamane**, St-Prex (CH)
- (**) Term: **14 Years**
- (21) Appl. No.: **29/462,709**
- (22) Filed: **Aug. 7, 2013**

D434,723 S *	12/2000	Fushimi	D13/110
D468,260 S *	1/2003	Lee	D13/119
D491,888 S *	6/2004	Lee	D13/103
D506,438 S *	6/2005	Vinciarelli et al.	D13/110
D580,352 S *	11/2008	Croley	D13/103
7,624,875 B1 *	12/2009	Hine et al.	206/705
D709,444 S *	7/2014	Ibuki et al.	D13/103
2009/0321304 A1 *	12/2009	Watson et al.	206/703

* cited by examiner

Primary Examiner — Rosemary K Tarcza
(74) *Attorney, Agent, or Firm* — Krieg DeVault LLP

Related U.S. Application Data

- (62) Division of application No. 29/373,139, filed on Mar. 7, 2011, now Pat. No. Des. 692,375.

Foreign Application Priority Data

- Oct. 8, 2010 (CH) 137447
- (51) **LOC (10) Cl.** **13-02**
- (52) **U.S. Cl.**
USPC **D13/103**
- (58) **Field of Classification Search**
USPC D13/102–104, 110, 118–121, 184, 199;
429/96–100, 163, 176
See application file for complete search history.

References Cited

U.S. PATENT DOCUMENTS

D409,136 S *	5/1999	Sumita et al.	D13/103
D409,623 S *	5/1999	Bianco	D14/240

(57) **CLAIM**
The ornamental design for a battery pack, as shown and described.

DESCRIPTION

FIG. 1 is a top left side perspective view of the battery pack. FIG. 2 is a top view of the battery pack. FIG. 3 is a front view of the battery pack, the rear view being a mirror image thereof. FIG. 4 is a bottom perspective view of the battery pack, showing it plugged into a mouse; and, FIG. 5 is a top front perspective view of the battery pack, showing a charging base station underneath the battery pack. The broken lines in the drawings are for the purpose of illustrating environmental structure and form no part of the claimed design.

1 Claim, 1 Drawing Sheet






FIG. 1

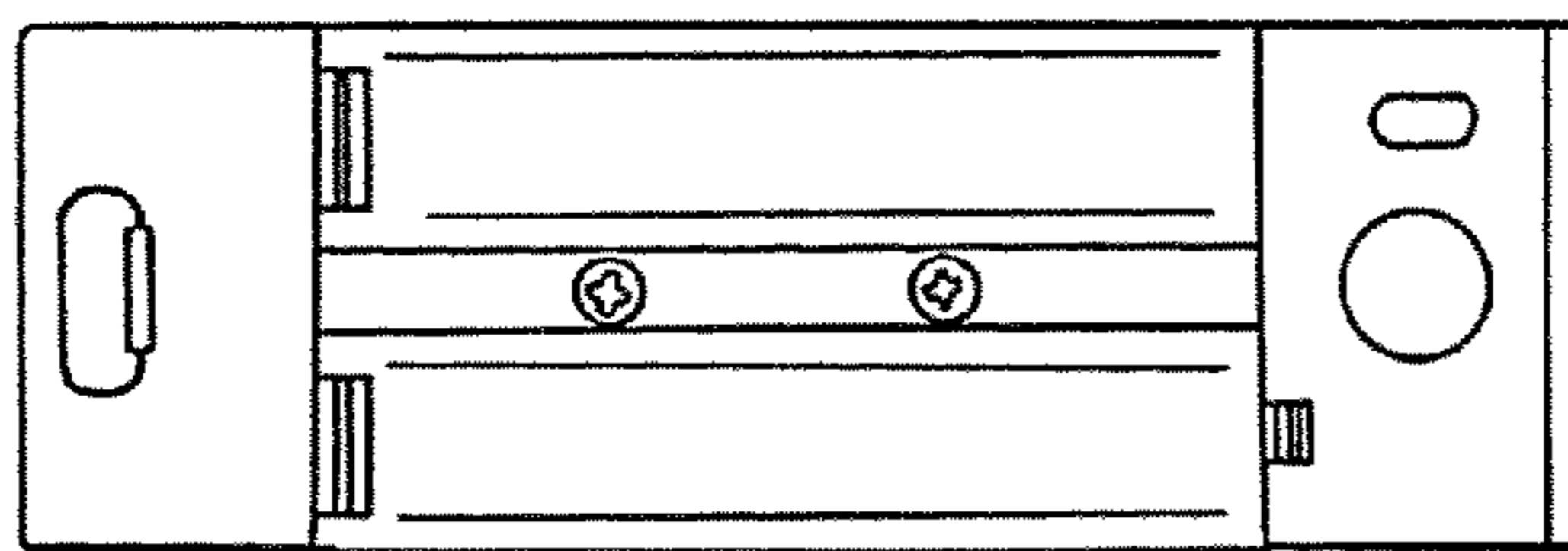


FIG. 2




FIG. 3

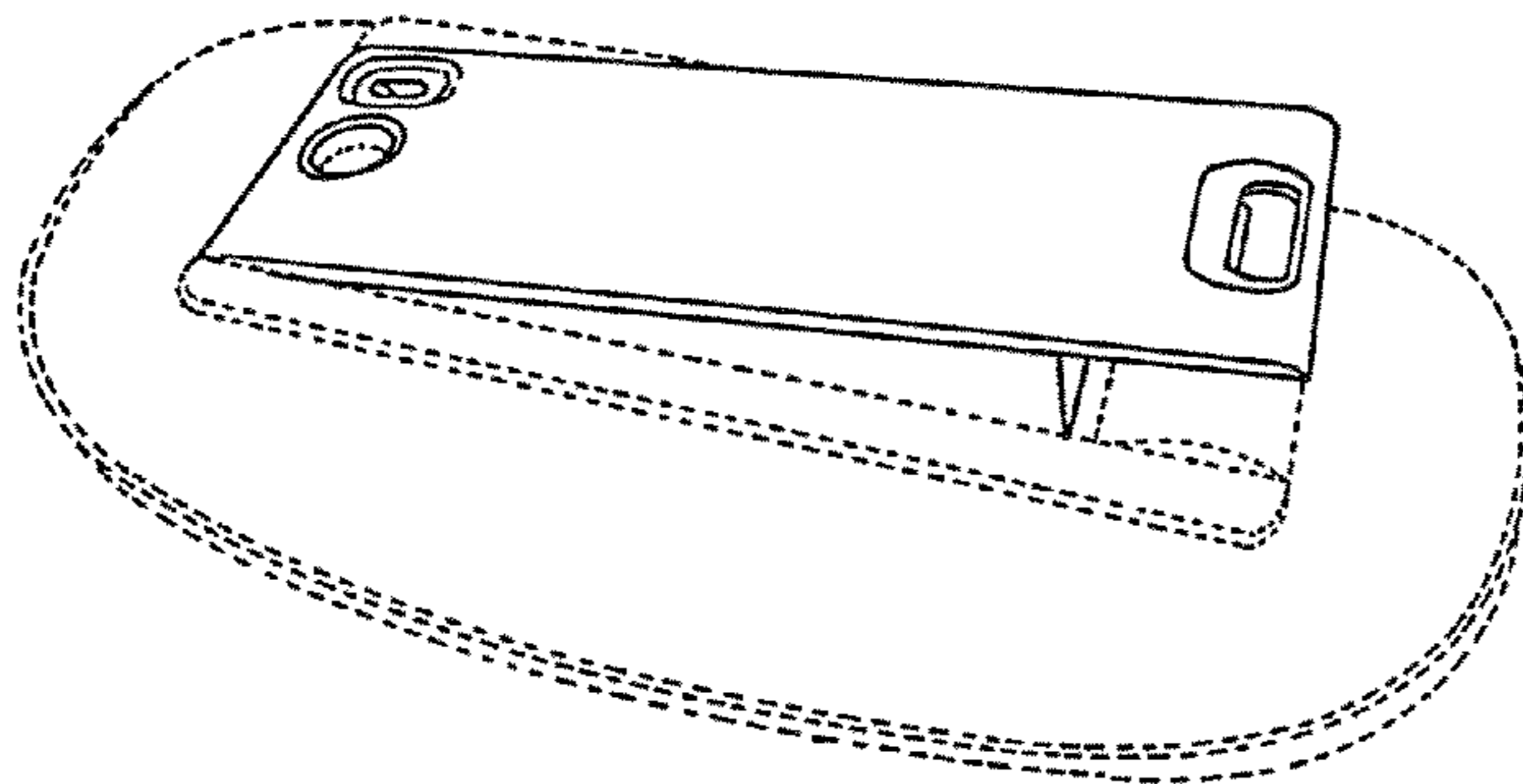


FIG. 4

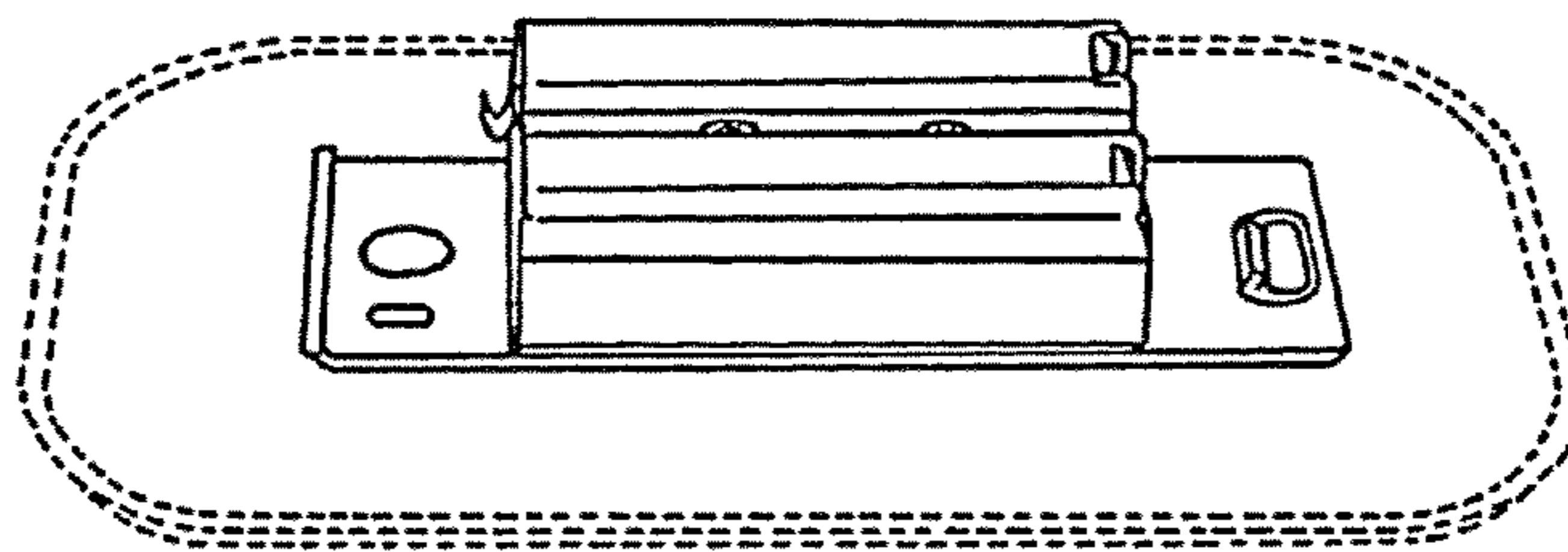


FIG. 5