



US00D720679S

(12) **United States Design Patent**
Garbas

(10) **Patent No.:** **US D720,679 S**
(45) **Date of Patent:** **** Jan. 6, 2015**

(54) **VEHICLE WHEEL**
(71) Applicant: **Bayerische Motoren Werke**
Aktiengesellschaft, Munich (DE)
(72) Inventor: **Benjamin Garbas, Munich (DE)**
(73) Assignee: **Bayerische Motoren Werke**
Aktiengesellschaft, Munich (DE)

D663,249 S * 7/2012 Zhang D12/211
D670,635 S * 11/2012 Pollmann D12/211
D671,472 S * 11/2012 Pollmann D12/209
D673,100 S 12/2012 Mueller-Stolz
D683,294 S * 5/2013 Pollmann D12/209
D695,199 S 12/2013 Garbas
D697,009 S * 1/2014 Pollmann D12/209
D697,466 S * 1/2014 Pollmann D12/209
D698,301 S * 1/2014 Lemke D12/211
D701,810 S * 4/2014 Zhang D12/211

(**) Term: **14 Years**
(21) Appl. No.: **29/488,595**
(22) Filed: **Apr. 22, 2014**

FOREIGN PATENT DOCUMENTS

EM 001674441-0008 12/2010
EM 001714668-0002 1/2011
EM 001804709-0003 11/2011
EM 001908807-0006 9/2013
EM 001908807-0010 9/2013

(30) **Foreign Application Priority Data**
Oct. 23, 2013 (DE) 40 2013 101 045
(51) **LOC (10) Cl.** **12-16**
(52) **U.S. Cl.**
USPC **D12/211**
(58) **Field of Classification Search**
USPC D12/204-213; 301/37.101, 64.101, 65,
301/64.201
See application file for complete search history.

* cited by examiner

Primary Examiner — Stacia Cadmus
(74) *Attorney, Agent, or Firm* — Crowell & Moring LLP

(56) **References Cited**

U.S. PATENT DOCUMENTS

D475,337 S * 6/2003 Kataoka D12/209
D624,862 S * 10/2010 Zhao D12/209
D630,564 S * 1/2011 Baum D12/209
D638,768 S * 5/2011 Nissl D12/211
D643,795 S * 8/2011 Nissl D12/211
D654,841 S 2/2012 Mueller-Stolz et al.
D658,107 S * 4/2012 Pollmann et al. D12/211
D659,628 S * 5/2012 Pollmann D12/211

(57) **CLAIM**
The ornamental design for a vehicle wheel, as shown and described.

DESCRIPTION

FIG. 1 is a perspective view of a vehicle wheel according to the design;
FIG. 2 is an additional perspective view thereof;
FIG. 3 is an additional perspective view thereof;
FIG. 4 is a front view thereof;
FIG. 5 is a rear view thereof in a lighter gray scale, representing environmental features that form no part of the claimed design; and,
FIG. 6 is a side view thereof.

1 Claim, 6 Drawing Sheets







Fig. 1



Fig. 2



Fig. 3




Fig. 4




Fig. 5




Fig. 6