



US00D720675S

(12) **United States Design Patent**
Garbas

(10) **Patent No.:** **US D720,675 S**
(45) **Date of Patent:** **** Jan. 6, 2015**

(54) **VEHICLE WHEEL**
(71) Applicant: **Bayerische Motoren Werke**
Aktiengesellschaft, Munich (DE)
(72) Inventor: **Benjamin Garbas, Munich (DE)**
(73) Assignee: **Bayerische Motoren Werke**
Aktiengesellschaft, Munich (DE)

(**) Term: **14 Years**
(21) Appl. No.: **29/488,592**
(22) Filed: **Apr. 22, 2014**

(30) **Foreign Application Priority Data**
Oct. 23, 2013 (DE) 40 2013 101 045
(51) **LOC (10) Cl.** **12-16**
(52) **U.S. Cl.**
USPC **D12/209**
(58) **Field of Classification Search**
USPC D12/204-213; 301/37.101, 64.101, 65,
301/64.201
See application file for complete search history.

(56) **References Cited**
U.S. PATENT DOCUMENTS
D479,178 S * 9/2003 Lai D12/211
D513,487 S 1/2006 Wachtler
D526,947 S * 8/2006 Kim D12/209
D583,742 S * 12/2008 Juergens et al. D12/211
D620,870 S * 8/2010 Powell D12/211
D622,649 S * 8/2010 Weil D12/209
D625,243 S 10/2010 Holstein
D639,227 S * 6/2011 Leclercq D12/211

D667,769 S * 9/2012 Pollmann D12/209
D667,770 S 9/2012 Garbas
D671,480 S * 11/2012 Cepkova D12/209
D683,685 S * 6/2013 Pollmann D12/211
D688,185 S * 8/2013 Baum D12/209
D695,198 S * 12/2013 Juergens et al. D12/211
D695,670 S * 12/2013 De Bono D12/209
D697,011 S * 1/2014 Kang D12/209
D697,017 S 1/2014 Holstein
D704,119 S * 5/2014 Platto et al. D12/209

FOREIGN PATENT DOCUMENTS

EM 000141791-0007 6/2004
EM 000936281-0004 11/2009
EM 001674441-0002 12/2010
EM 001674441-0003 12/2010
EM 001867177-0002 7/2011

* cited by examiner

Primary Examiner — Stacia Cadmus
(74) *Attorney, Agent, or Firm* — Crowell & Moring LLP

(57) **CLAIM**
The ornamental design for a vehicle wheel, as shown and described.

DESCRIPTION

FIG. 1 is a perspective view of a vehicle wheel according to the design;
FIG. 2 is an additional perspective view thereof;
FIG. 3 is an additional perspective view thereof;
FIG. 4 is a front view thereof;
FIG. 5 is a rear view thereof in a lighter gray scale, representing environmental features that form no part of the claimed design; and,
FIG. 6 is a side view thereof.

1 Claim, 6 Drawing Sheets






Fig. 1



Fig. 2



Fig. 3



Fig. 4




Fig. 5




Fig. 6