



US00D720654S

(12) **United States Design Patent**  
**Baek**

(10) **Patent No.:** **US D720,654 S**  
(45) **Date of Patent:** **\*\* Jan. 6, 2015**

(54) **AUTOMOBILE FOR PASSENGERS**

(71) Applicant: **Kia Motors Corporation**, Seoul (KR)

(72) Inventor: **Hwan-Wook Baek**, Gyeonggi-Do (KR)

(73) Assignee: **Kia Motors Corporation**, Seoul (KR)

(\*\*) Term: **14 Years**

(21) Appl. No.: **29/463,710**

(22) Filed: **Feb. 13, 2014**

(30) **Foreign Application Priority Data**

Oct. 24, 2013 (KR) ..... 30-2013-0053526

(51) **LOC (10) Cl.** ..... **12-08**

(52) **U.S. Cl.**  
USPC ..... **D12/92**

(58) **Field of Classification Search**  
USPC ..... D12/86, 90-92; D21/421, 433, 434;  
296/181.1, 181.5  
See application file for complete search history.

(56) **References Cited**

**U.S. PATENT DOCUMENTS**

D584,191 S *	1/2009	Hall et al.	.....	D12/92
D598,812 S *	8/2009	Kim	.....	D12/92
D626,457 S *	11/2010	Lian et al.	.....	D12/92
D636,296 S *	4/2011	Lian et al.	.....	D12/92
D637,521 S *	5/2011	Kim	.....	D12/92
D637,944 S *	5/2011	Lee	.....	D12/92
D640,603 S *	6/2011	Ham	.....	D12/92
D641,666 S *	7/2011	Yi	.....	D12/92
D649,493 S *	11/2011	Kim	.....	D12/92
D670,201 S *	11/2012	Ham	.....	D12/92

D683,660 S *	6/2013	Sugiura et al.	.....	D12/92
D686,533 S *	7/2013	Jang	.....	D12/92
D696,608 S *	12/2013	Jeon et al.	.....	D12/92
D696,609 S *	12/2013	Jang	.....	D12/92
D700,544 S *	3/2014	Ramaciotti	.....	D12/92
D700,870 S *	3/2014	Jevremovic et al.	.....	D12/92
D710,761 S *	8/2014	Endo et al.	.....	D12/92
D714,688 S *	10/2014	Baek	.....	D12/92
D715,694 S *	10/2014	Kim	.....	D12/92
2010/0301618 A1 *	12/2010	Costigan et al.	.....	292/93
2012/0319449 A1 *	12/2012	Schenten et al.	.....	297/452.18

\* cited by examiner

*Primary Examiner* — Melody N Brown

(74) *Attorney, Agent, or Firm* — Edwards Wildman Palmer LLP; Peter F. Corless

(57) **CLAIM**

The ornamental design for an automobile for passengers, as shown and described.

**DESCRIPTION**

FIG. 1 is a perspective view of an automobile for passengers according to the present invention.

FIG. 2 is a front view of the automobile for passengers of FIG. 1.

FIG. 3 is a rear view of the automobile for passengers of FIG. 1.

FIG. 4 is a left side view of the automobile for passengers of FIG. 1.

FIG. 5 is a right side view of the automobile for passengers of FIG. 1; and,

FIG. 6 is a top view of the automobile for passengers of FIG. 1.

A bottom view thereof is omitted since it does not contain ornamental feature.

**1 Claim, 6 Drawing Sheets**








FIG. 1



**FIG. 2**



FIG. 3








FIG. 4






FIG. 5



FIG. 6

