



US00D720645S

(12) **United States Design Patent**
Wempe

(10) **Patent No.:** **US D720,645 S**
(45) **Date of Patent:** **** Jan. 6, 2015**

- (54) **JEWELRY RING**
- (71) Applicant: **Gerhard D. Wempe KG**, Hamburg (DE)
- (72) Inventor: **Kim Eva Wempe**, Hamburg (DE)
- (73) Assignee: **Gerhard D. Wempe KG**, Hamburg (DE)
- (**) Term: **14 Years**
- (21) Appl. No.: **29/497,015**
- (22) Filed: **Jul. 20, 2014**

D372,881 S *	8/1996	Morelli	D11/34
D386,438 S *	11/1997	Itzkowitz	D11/34
D446,147 S *	8/2001	Cevallos	D11/5
D532,317 S *	11/2006	Goecking	D10/31
D558,066 S *	12/2007	Rodell	D10/32
D595,174 S *	6/2009	Hardy	D11/11
D631,773 S *	2/2011	Parvex	D11/3
D639,689 S *	6/2011	Parvex	D11/3
D657,281 S *	4/2012	Psaute	D11/11
D688,150 S *	8/2013	Parvex	D11/26
D690,058 S *	9/2013	Littrell et al.	D30/152

Related U.S. Application Data

- (62) Division of application No. 29/427,881, filed on Jul. 24, 2012.

Foreign Application Priority Data

- Feb. 2, 2012 (WO) DM/077 887
- (51) **LOC (10) Cl.** **11-01**
- (52) **U.S. Cl.**
USPC **D11/34; D11/11**
- (58) **Field of Classification Search**
USPC D11/1-39, 91, 92; 63/3, 3.1, 3.2, 15,
63/15.1-15.4, 15.45, 15.5, 15.6, 15.7, 4,
63/5.1, 18-20, 38, 1.11, 35, 39; D30/160;
D24/193, 194
See application file for complete search history.

References Cited

U.S. PATENT DOCUMENTS

D57,180 S *	2/1921	Miller	D11/11
D109,704 S *	5/1938	Dinhofer	D11/34
D120,368 S *	5/1940	Welling	D10/32
3,170,311 A *	2/1965	Raphael	63/3.1
D315,116 S *	3/1991	Akkelian	D11/11
D363,452 S *	10/1995	Morelli	D11/34

OTHER PUBLICATIONS

[Online] "Blue Diamond Ring Rose Gold 5-Strand". <http://www.wempe.com/juwelier-online-shop/en/product/Jewellery-line/Blu-BY-KIM/Blu-diamond-ring-rose-gold-5-strand.html>. Retrieved Sep. 16, 2014.*

* cited by examiner

Primary Examiner — Garth Rademaker

Assistant Examiner — Melanie Pellegrini

(74) *Attorney, Agent, or Firm* — Laurence P. Colton; Smith Risley Tempel Santos LLC

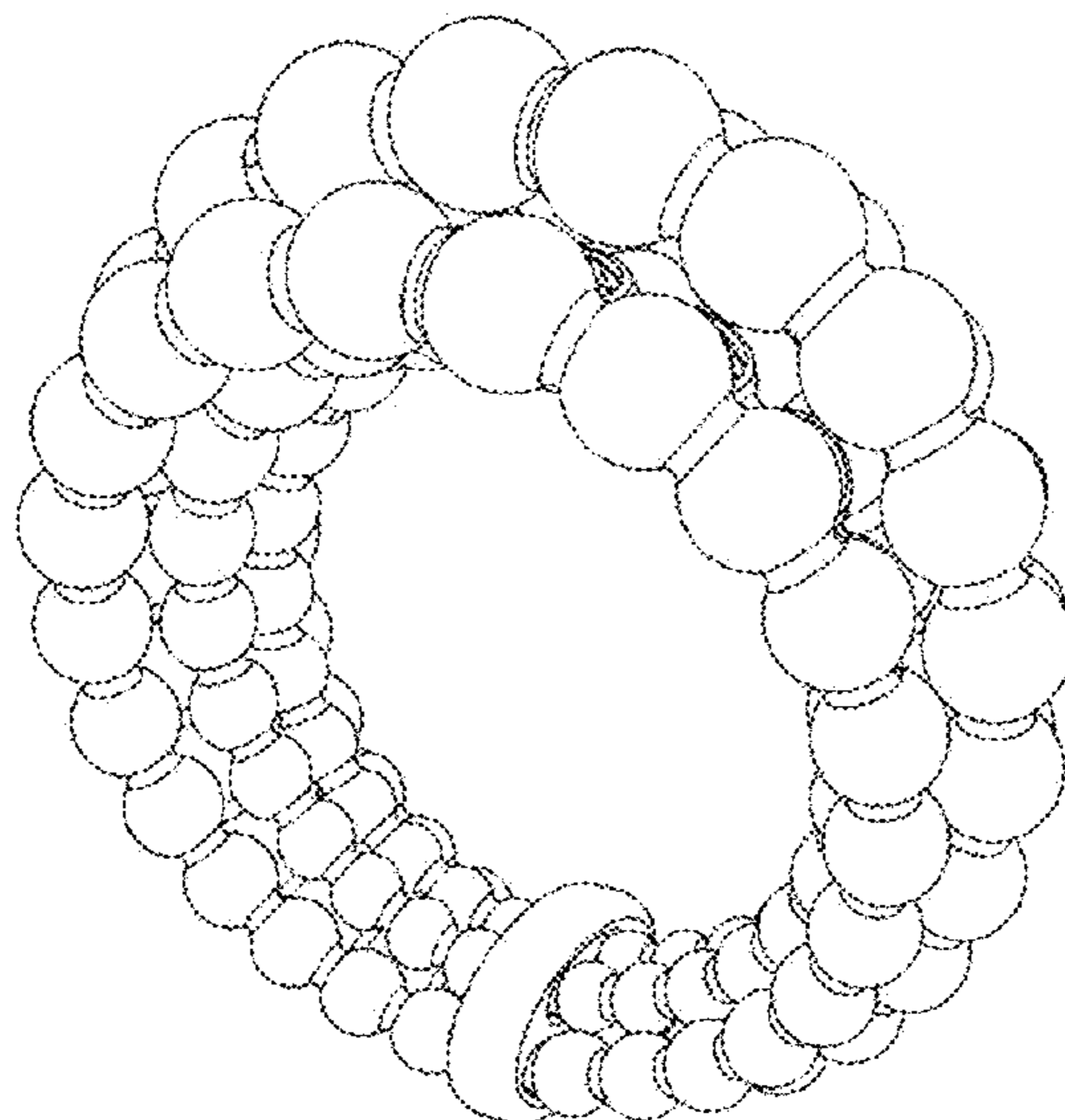
CLAIM

(57) The ornamental design for a jewelry ring, as shown and described.

DESCRIPTION

FIG. 1 is a perspective view of a jewelry ring showing my new design;
FIG. 2 is a top view of the design of FIG. 1.
FIG. 3 is a left side view of the design of FIG. 1, with the right side view being a mirror image.
FIG. 4 is a front view of the design of FIG. 1, with the back view being a mirror image; and,
FIG. 5 is a bottom view of the design of FIG. 1.

1 Claim, 5 Drawing Sheets



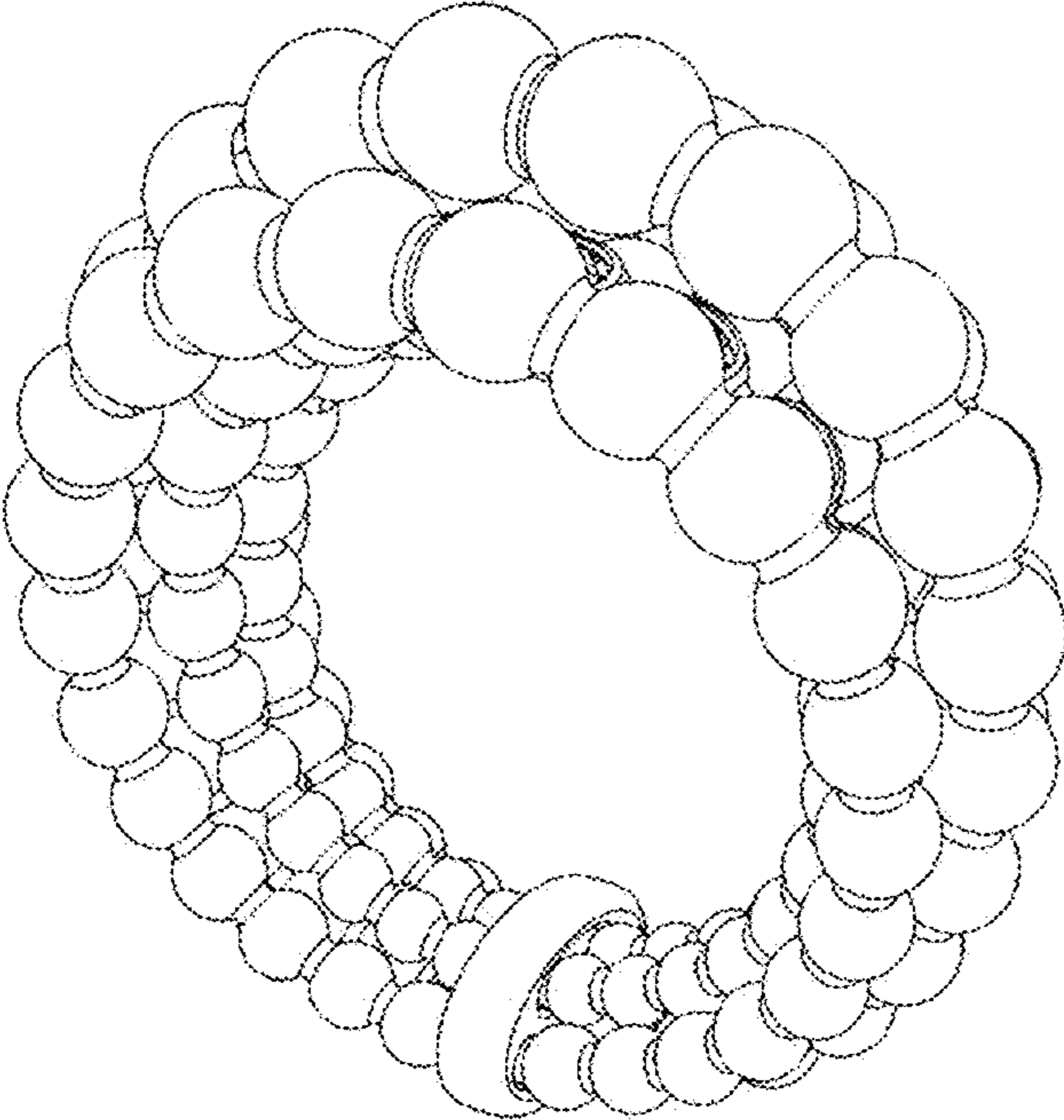


FIG. 1

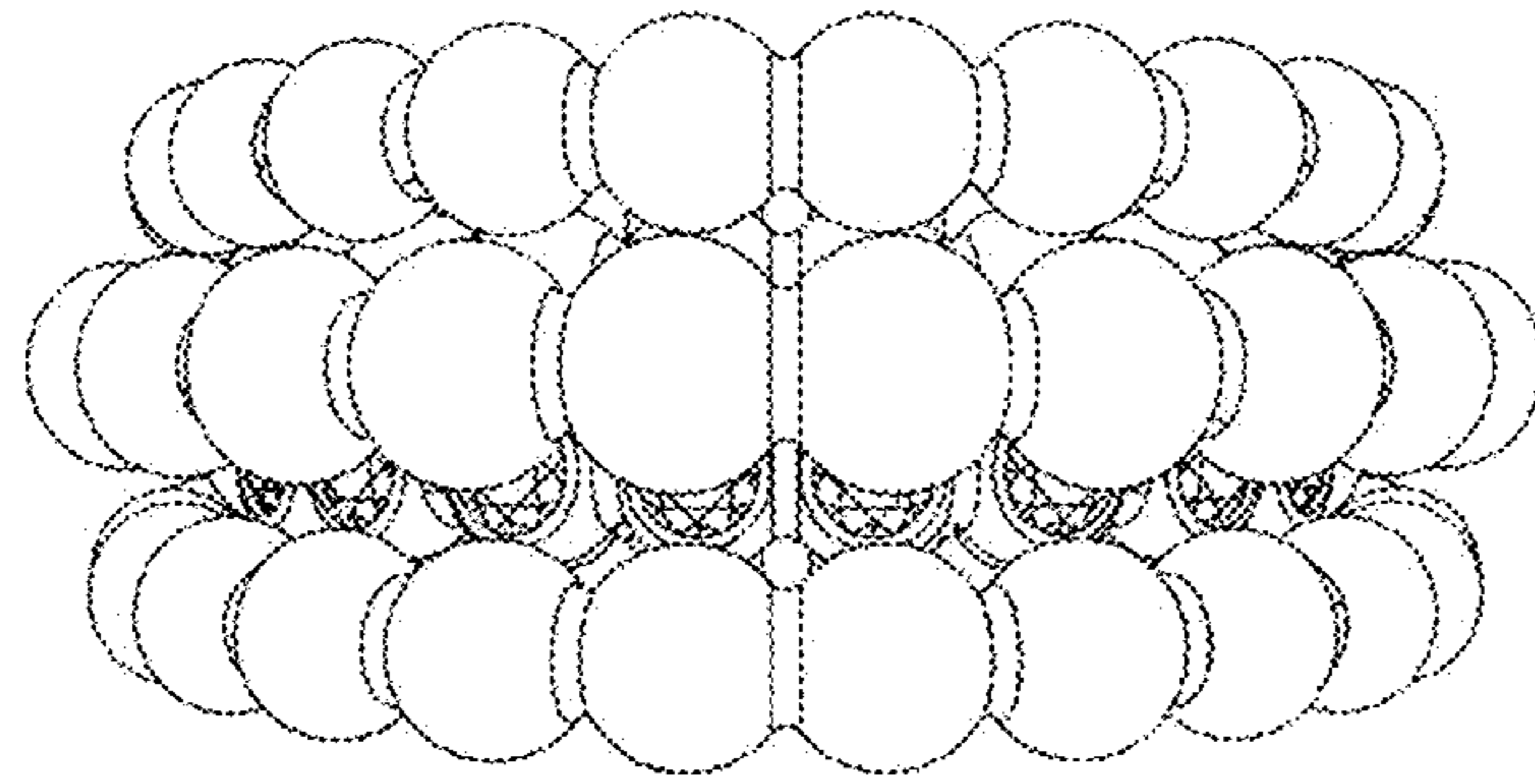


FIG. 2

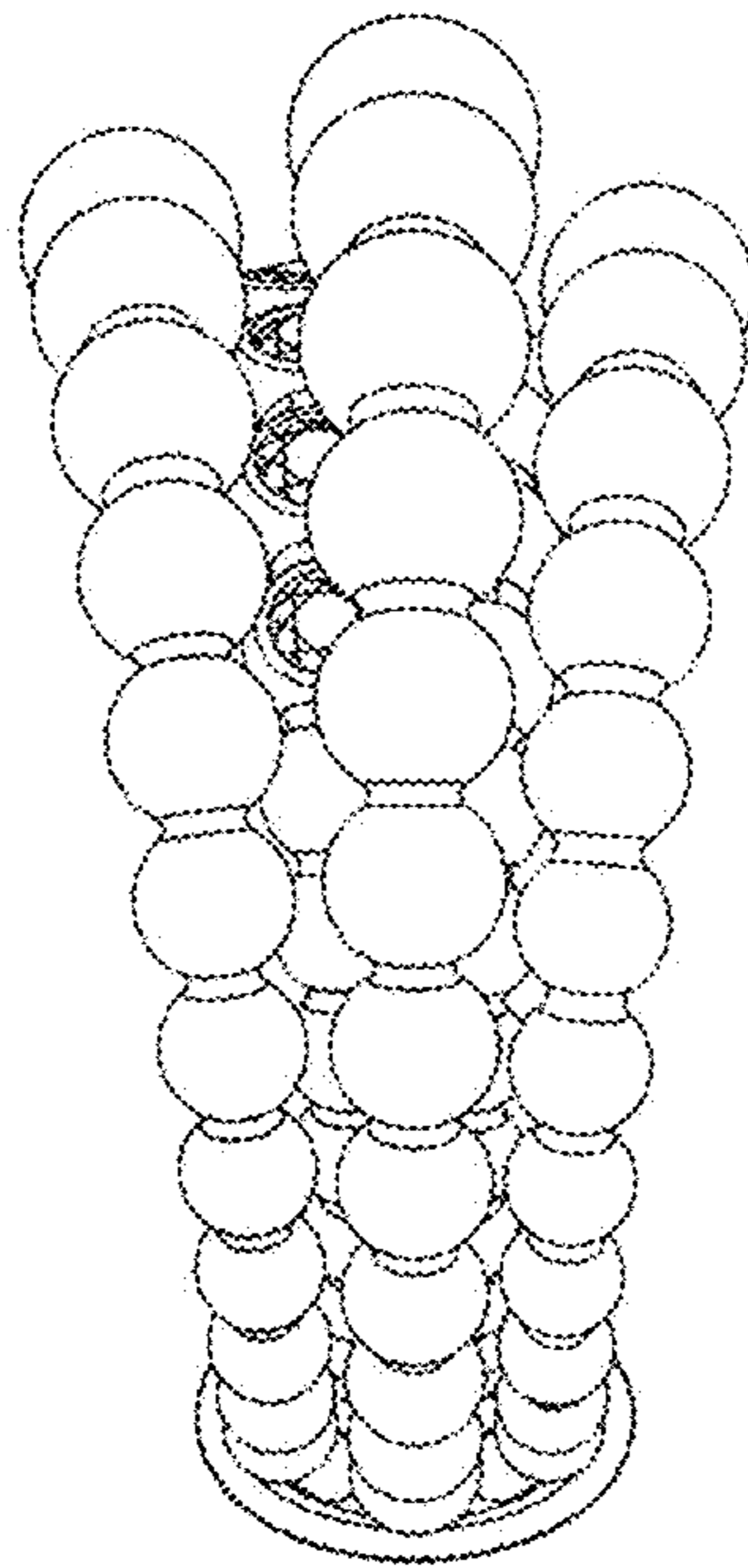


FIG. 3

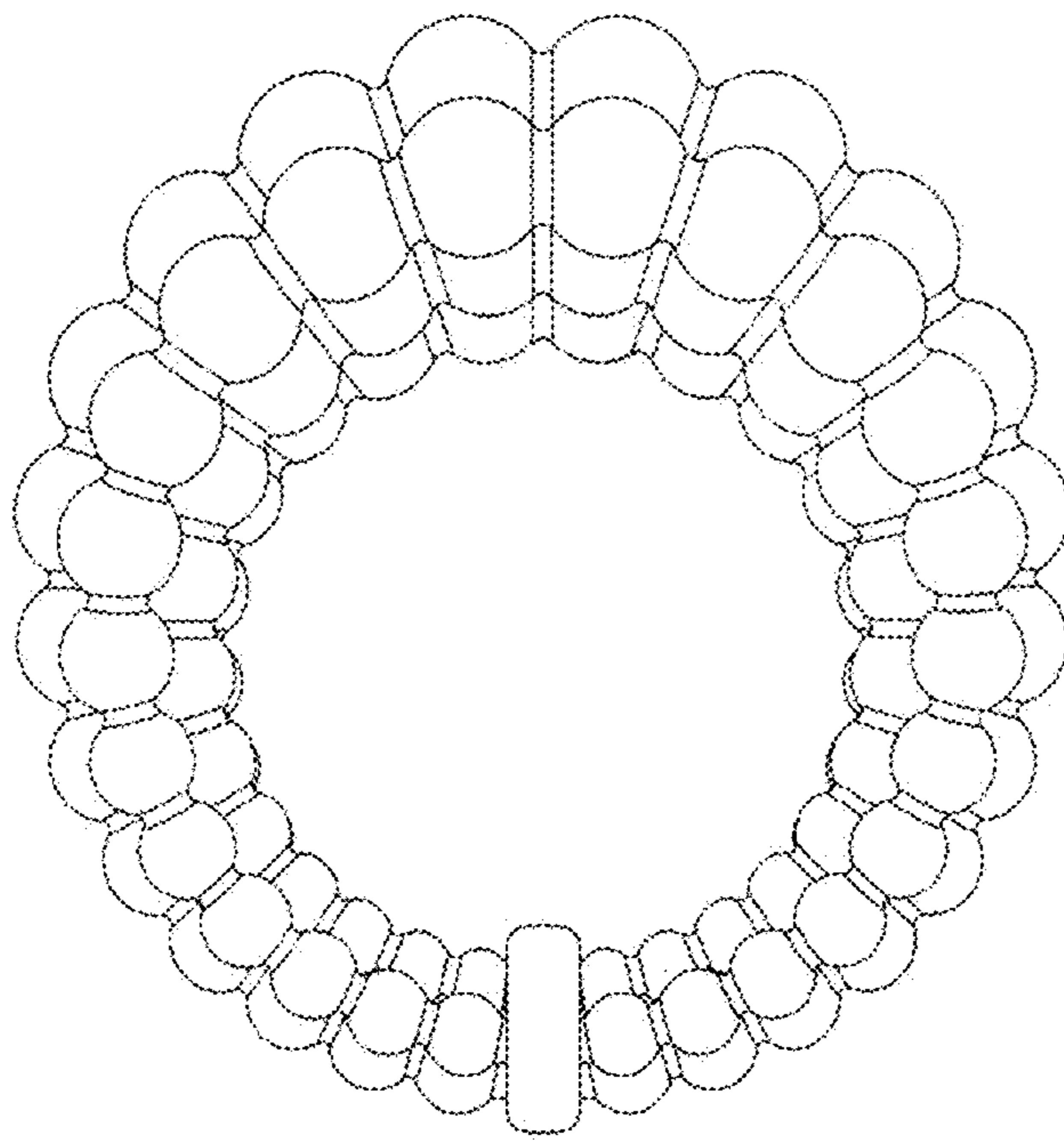


FIG. 4

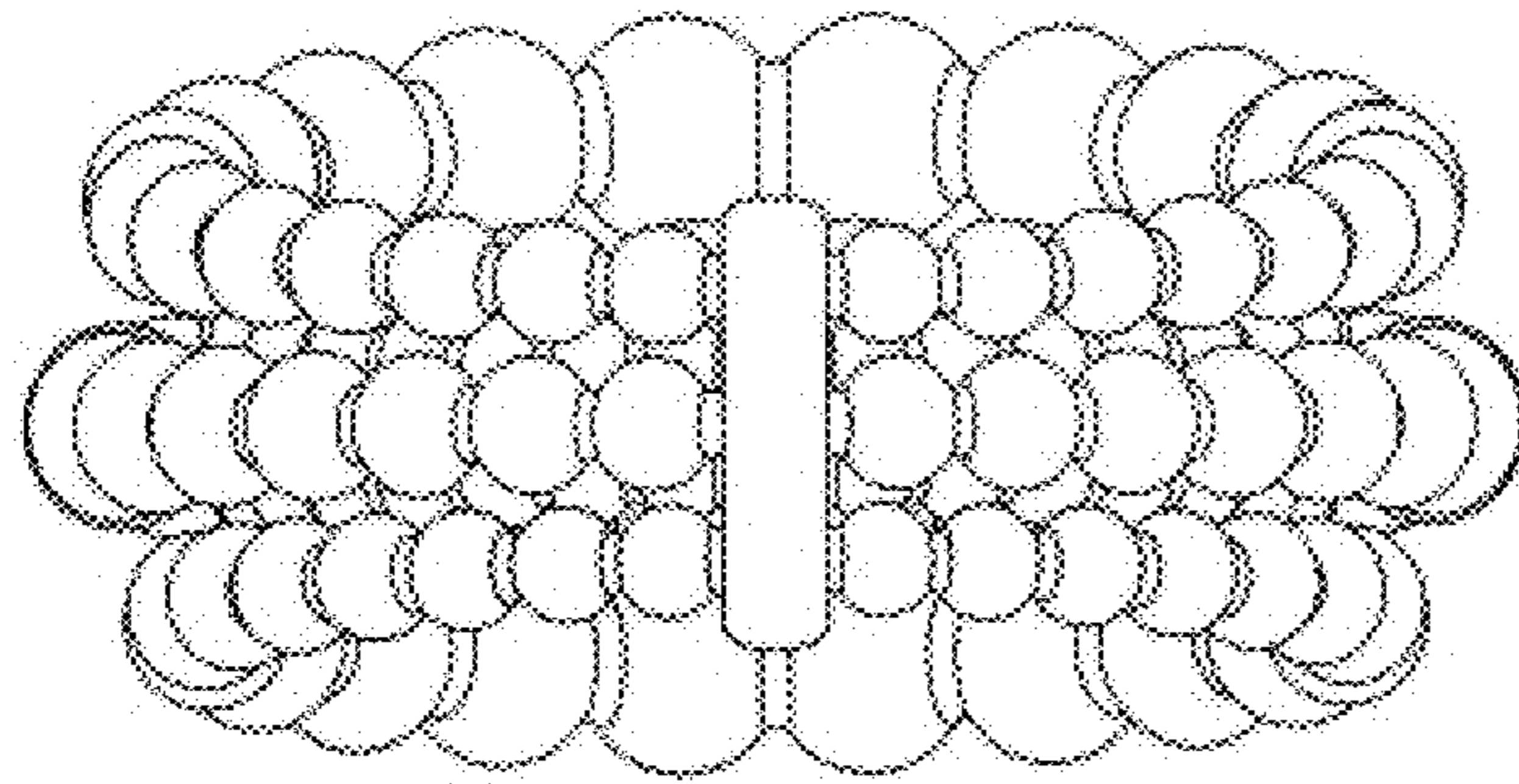


FIG. 5