



US00D720643S

(12) **United States Design Patent**
Hein

(10) **Patent No.:** **US D720,643 S**
(45) **Date of Patent:** **** Jan. 6, 2015**

(54) **RING**

(71) Applicant: **Petra Hein**, Charlotte, NC (US)

(72) Inventor: **Petra Hein**, Charlotte, NC (US)

(**) Term: **14 Years**

(21) Appl. No.: **29/462,429**

(22) Filed: **Aug. 2, 2013**

(51) **LOC (10) Cl.** **11-01**

(52) **U.S. Cl.**
USPC **D11/33**

(58) **Field of Classification Search**
USPC D11/3-6, 26-39; 63/15, 15.1-15.4,
63/15.45, 15.5, 15.6, 15.65, 15.7, 15.8,
63/26-38, 3

See application file for complete search history.

(56) **References Cited**

U.S. PATENT DOCUMENTS

D237,099 S *	10/1975	Mechanic	D11/34
D253,093 S *	10/1979	Glueckselig	D11/27
D253,881 S *	1/1980	Corbin	D11/37
D427,538 S *	7/2000	Kern	D11/26
D538,194 S *	3/2007	Hardy	D11/30
D548,130 S *	8/2007	Karachi-Langane	D11/30
D604,657 S *	11/2009	Marks	D11/34
D613,198 S *	4/2010	Krutz	D11/34
D614,068 S *	4/2010	Vagal	D11/34
D614,071 S *	4/2010	Vagal	D11/35
D614,988 S *	5/2010	Chawla	D11/34
D615,446 S *	5/2010	Vagal	D11/34
D640,583 S *	6/2011	Kevan	D11/33

OTHER PUBLICATIONS

[Online] <http://www.bloomingbeautyring.com/wp-content/uploads/2013/05/lotus-ring-with-leaves-90-ctw-diamond-flower-ring-bbr587-topview.jpg>. Accessed Dec. 26, 2013.*

[Online] http://a1.momentville.com/pictures/00011/lhvIUPIY/lhvIUPIY_medium.jpg. Accessed Dec. 26, 2013.*

[Online] http://img1.etsystatic.com/005/0/5708111/il_fullxfull.366701529_6h1k.jpg?ref=12. Accessed Dec. 26, 2013.*

* cited by examiner

Primary Examiner — Garth Rademaker

Assistant Examiner — Melanie Pellegrini

(74) *Attorney, Agent, or Firm* — Oliff PLC; Padowitz Alce

(57) **CLAIM**

The ornamental design for a ring, as shown and described.

DESCRIPTION

FIG. 1 is a right-side perspective view of a ring showing my new design;

FIG. 2 is a front elevation view thereof;

FIG. 3 is a rear elevation view thereof;

FIG. 4 is a right side elevation view thereof;

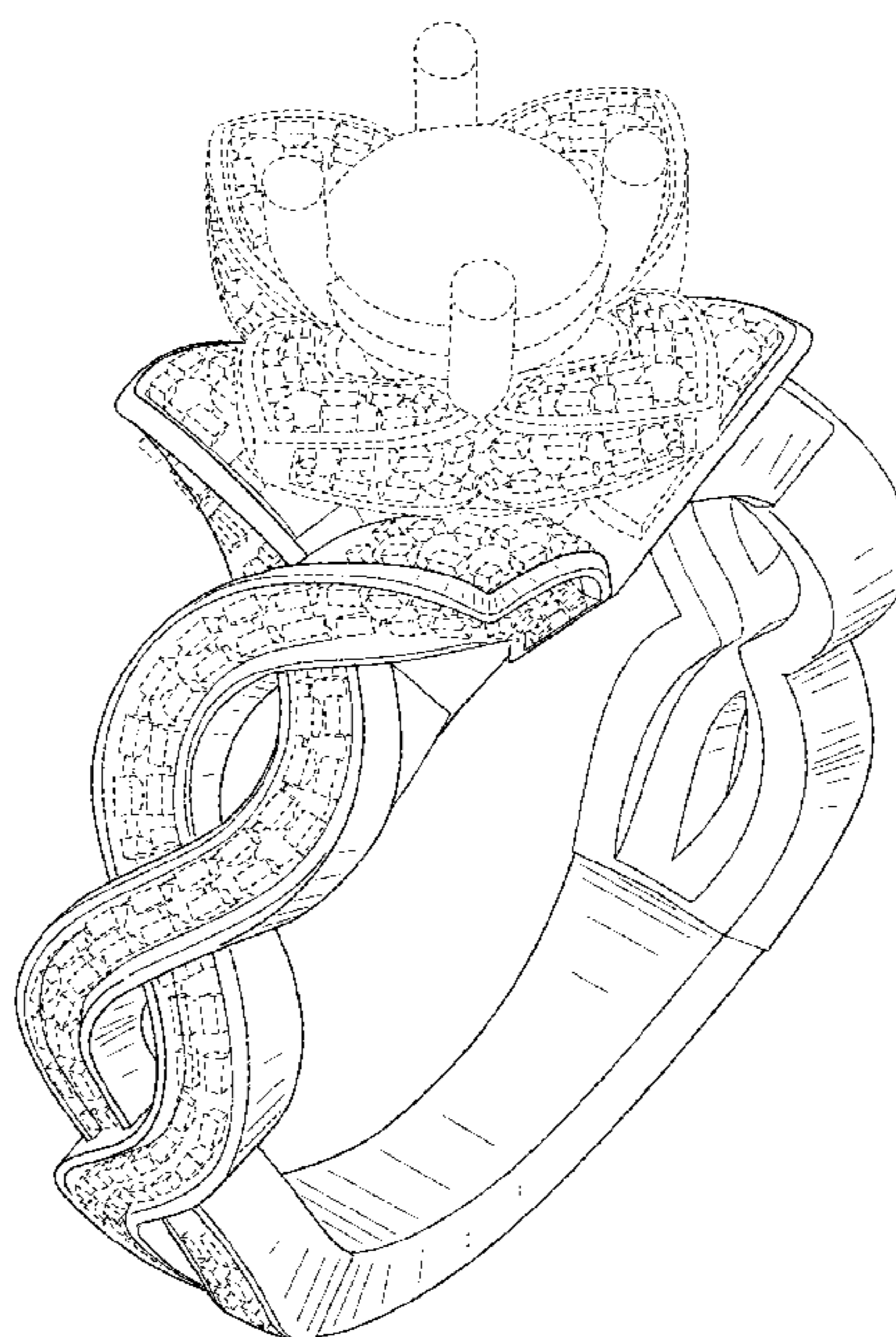
FIG. 5 is a left side elevation view thereof;

FIG. 6 is a top plan view thereof; and,

FIG. 7 is a bottom plan view thereof.

The broken lines shown in the drawings represent portions of the ring which form no part of the claimed design.

1 Claim, 5 Drawing Sheets



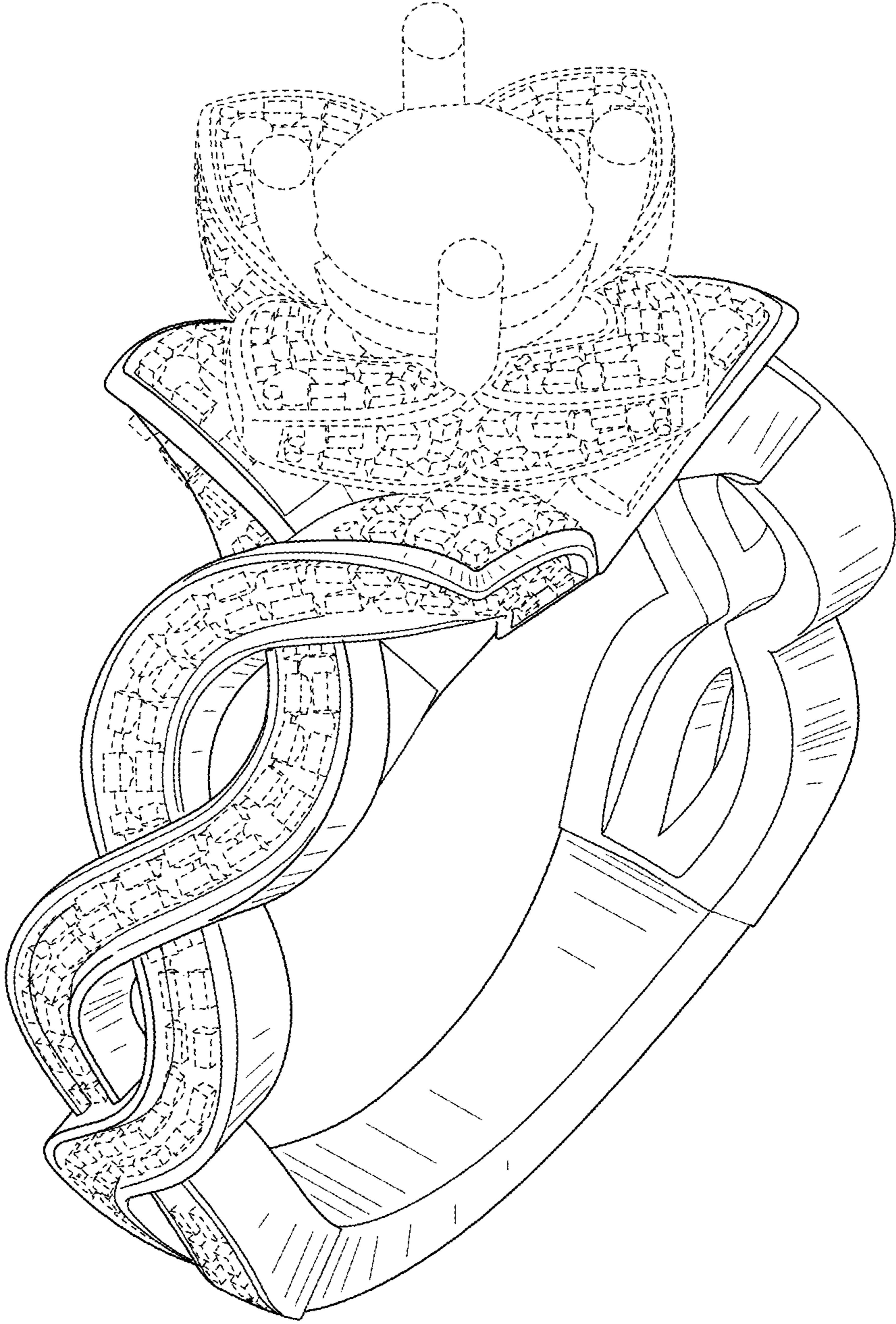


FIG. 1




FIG. 2




FIG. 3




FIG. 4




FIG. 5




FIG. 6

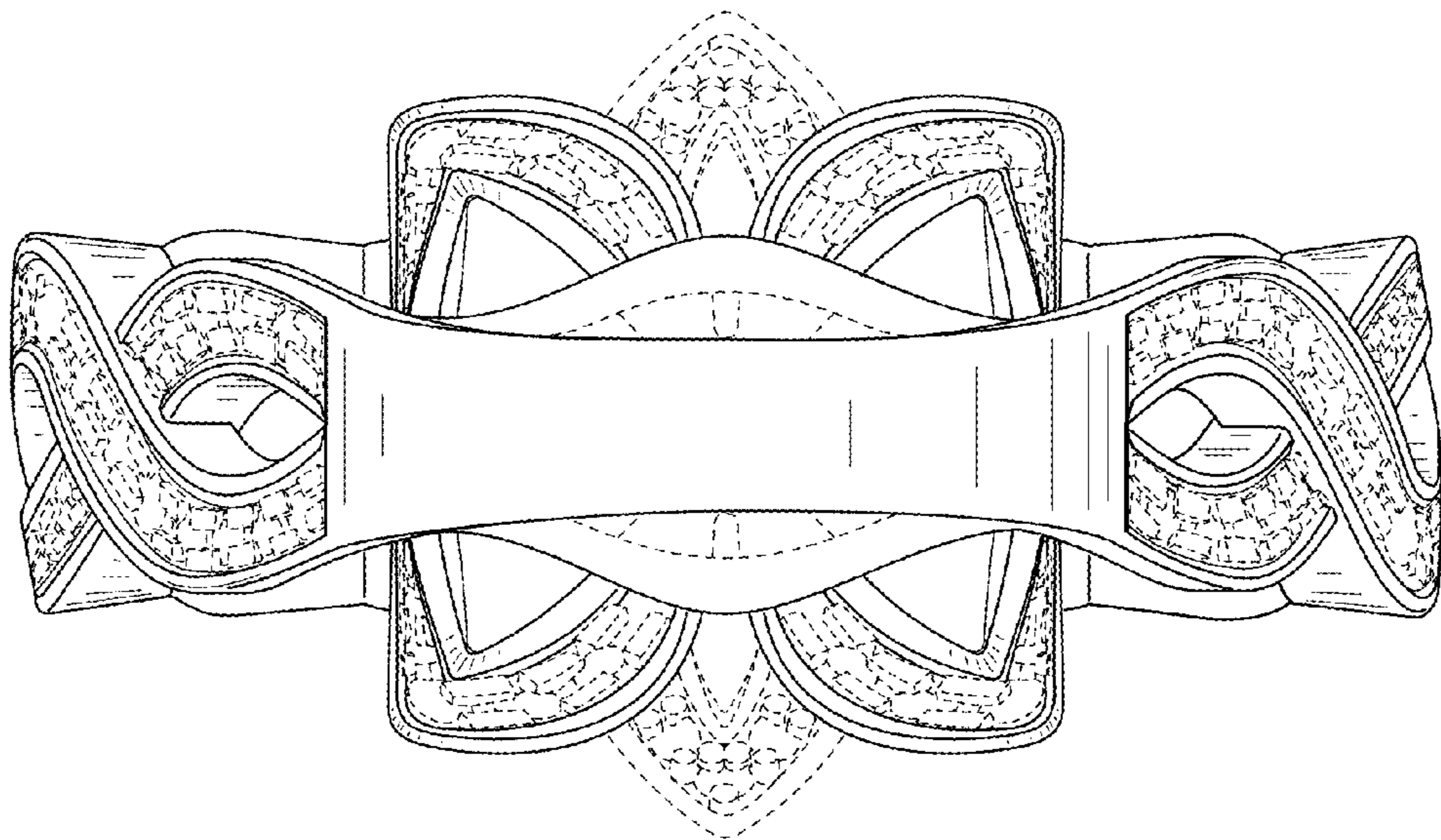


FIG. 7