



US00D720639S

(12) **United States Design Patent**
Boulangéot

(10) **Patent No.:** **US D720,639 S**
(45) **Date of Patent:** **** Jan. 6, 2015**

- (54) **WATCH DIAL**
- (71) Applicant: **Cartier Creation Studio SA**, Geneva (CH)
- (72) Inventor: **Sophie Boulangéot**, Geneva (CH)
- (73) Assignee: **Cartier Creation Studio SA**, Geneva (CH)
- (**) Term: **14 Years**
- (21) Appl. No.: **29/477,501**
- (22) Filed: **Dec. 23, 2013**

| | | | | |
|-----------|------|---------|--------------------|---------|
| 422,090 | A * | 2/1890 | Miller | 368/28 |
| 845,603 | A * | 2/1907 | Woods | 368/37 |
| 1,532,966 | A * | 4/1925 | Van Dyke | 368/37 |
| 2,123,091 | A * | 7/1938 | Becker | 368/37 |
| 2,286,000 | A * | 6/1942 | Neyhart | 368/35 |
| D303,504 | S * | 9/1989 | Hysek | D10/32 |
| 4,972,393 | A * | 11/1990 | Sase et al. | 368/28 |
| 5,177,712 | A * | 1/1993 | Kakizawa | 368/28 |
| 6,826,122 | B2 * | 11/2004 | Zaugg | 368/28 |
| D518,387 | S * | 4/2006 | Roden | D10/31 |
| D530,627 | S * | 10/2006 | Senggen et al. | D10/32 |
| D531,064 | S * | 10/2006 | Senggen et al. | D10/32 |
| D548,622 | S * | 8/2007 | Salemi | D10/32 |
| D552,490 | S * | 10/2007 | Laucella | D10/31 |
| D560,124 | S * | 1/2008 | Sirmakes | D10/32 |
| D576,905 | S * | 9/2008 | Calvani | D10/126 |
| 7,433,269 | B2 * | 10/2008 | Vuilleumier et al. | 368/18 |
| 8,339,900 | B2 * | 12/2012 | Muller et al. | 368/21 |

- (30) **Foreign Application Priority Data**
Jun. 25, 2013 (WO) DM/081 505
- (51) **LOC (10) Cl.** **10-07**
- (52) **U.S. Cl.**
USPC **D10/126**
- (58) **Field of Classification Search**
USPC D10/30-39, 122-126; 368/223, 228,
368/232, 80, 233, 28-40
See application file for complete search history.

* cited by examiner

Primary Examiner — Lucy Lieberman
(74) *Attorney, Agent, or Firm* — Krieg DeVault LLP

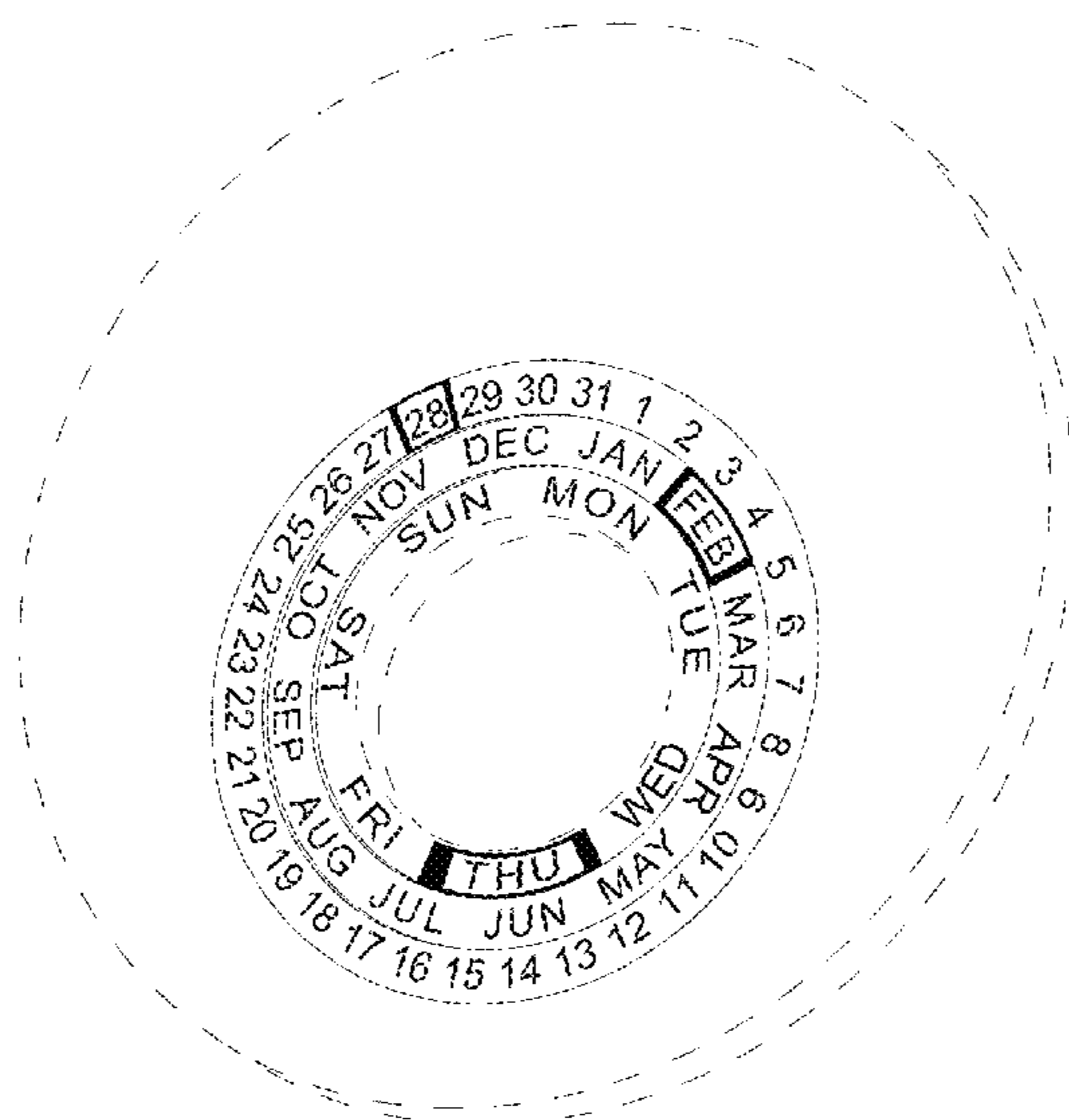
- (56) **References Cited**
U.S. PATENT DOCUMENTS
39,883 A * 9/1863 Carter 368/28
D4,649 S * 2/1871 Gale D10/124
142,975 A * 9/1873 Worthley 368/37
316,254 A * 4/1885 Gale 368/37

(57) **CLAIM**
The ornamental design for a watch dial, as shown and described.

DESCRIPTION

FIG. 1 is a front view of the watch dial of the present invention; and,
FIG. 2 is a front, right-side perspective view of the watch dial of FIG. 1.
The broken lines in the drawings are used to show portions of the watch dial that do not form part of the claimed design.

1 Claim, 1 Drawing Sheet



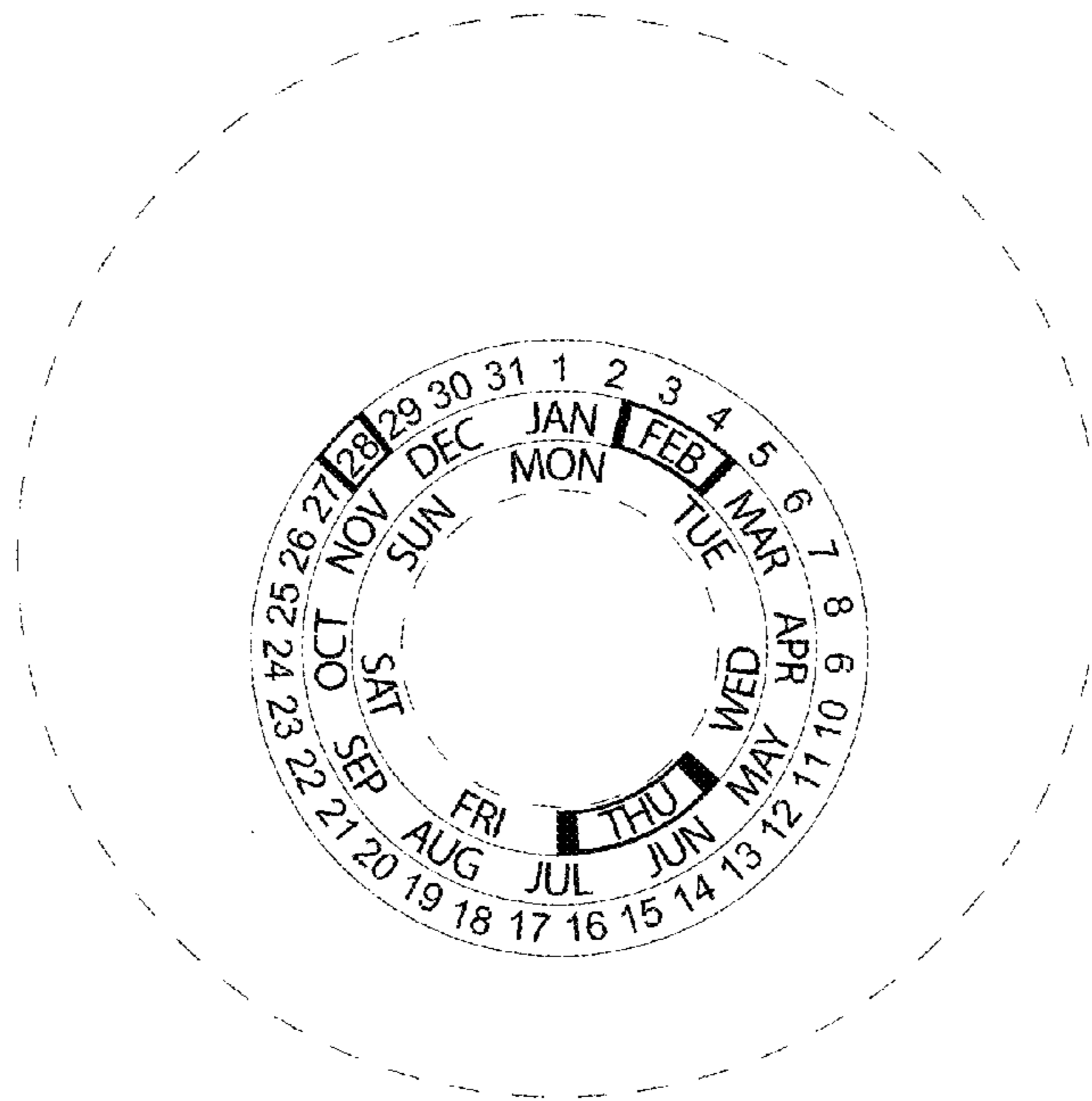


Fig. 1

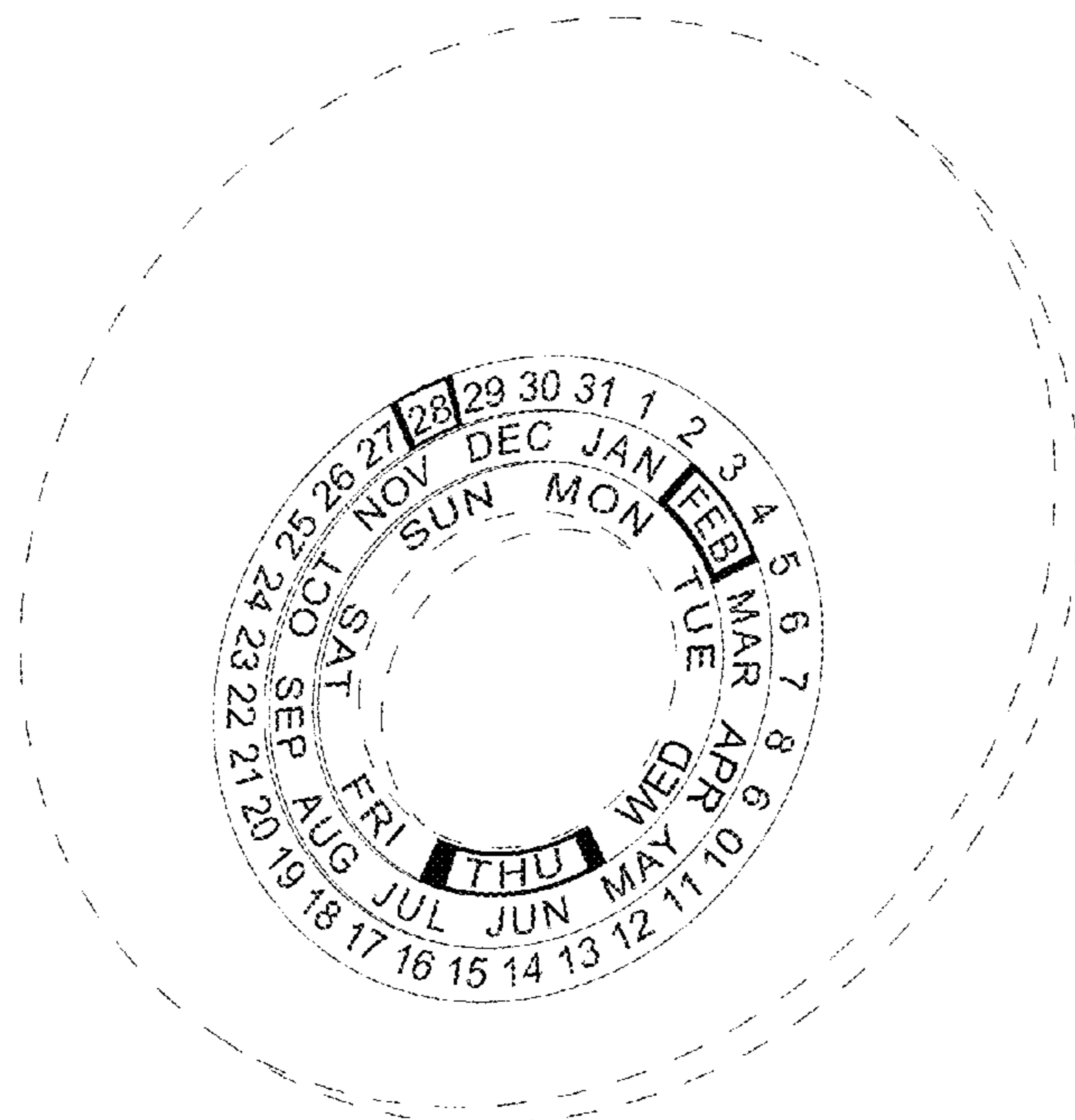


Fig. 2