



US00D720627S

(12) **United States Design Patent**
Chen

(10) **Patent No.:** **US D720,627 S**

(45) **Date of Patent:** **** Jan. 6, 2015**

(54) **COSMETIC CONTAINER**

(71) Applicant: **Sin-Hsiung Chen**, Tainan (TW)

(72) Inventor: **Sin-Hsiung Chen**, Tainan (TW)

(**) Term: **14 Years**

(21) Appl. No.: **29/489,917**

(22) Filed: **May 5, 2014**

(51) **LOC (10) Cl.** **09-01**

(52) **U.S. Cl.**
USPC **D9/688**; D9/692

(58) **Field of Classification Search**

CPC B05B 11/00; B05B 11/0027; B05B 11/0035;
B05B 11/3004; B05B 11/3001; B65D 82/14
USPC D9/682-694, 504, 516, 529, 434-436,
D9/445, 448; D28/76, 77, 88, 89, 91.1;
222/153.11-153.14, 631, 635,
222/321.1-321.5, 321.6-322, 372, 373,
222/379, 383.3, 383.1, 386, 389, 398,
222/400.5-401, 402-402.25

See application file for complete search history.

(56) **References Cited**

U.S. PATENT DOCUMENTS

D57,588 S * 4/1921 Crawford D9/504
D215,698 S * 10/1969 Jordan et al. D9/688
3,474,939 A * 10/1969 O'Donnell et al. 222/320
5,199,167 A * 4/1993 Desazars de Montgailharo
et al. 29/888.02
6,059,132 A * 5/2000 Benjamin 215/206
6,305,580 B1 * 10/2001 Chen 222/162
D580,777 S * 11/2008 Caroen et al. D9/692
D594,346 S * 6/2009 Mouquet D9/690
D617,050 S * 6/2010 Lou D28/76
7,874,461 B2 * 1/2011 Bae 222/153.13
8,197,152 B2 * 6/2012 Wu 401/263
D675,105 S * 1/2013 Chen D9/688

D679,998 S * 4/2013 Kim D9/448
D693,688 S * 11/2013 Russell et al. D9/504
D696,962 S * 1/2014 Chen D9/688
D696,963 S * 1/2014 Chen D9/688
8,695,852 B2 * 4/2014 Bertin et al. 222/153.13
2011/0121023 A1 * 5/2011 Milan 222/23
2013/0200107 A1 * 8/2013 Presche 222/153.13
2013/0343798 A1 * 12/2013 Delage et al. 401/81

FOREIGN PATENT DOCUMENTS

JP D1074153 * 6/2000
KR 300399765.0000 * 11/2005
KR 300432180.0000 * 12/2006
KR 300466025.0000 * 10/2007
WO D016136-008 * 5/1990

* cited by examiner

Primary Examiner — Catherine Tuttle

(74) *Attorney, Agent, or Firm* — patenttm.us

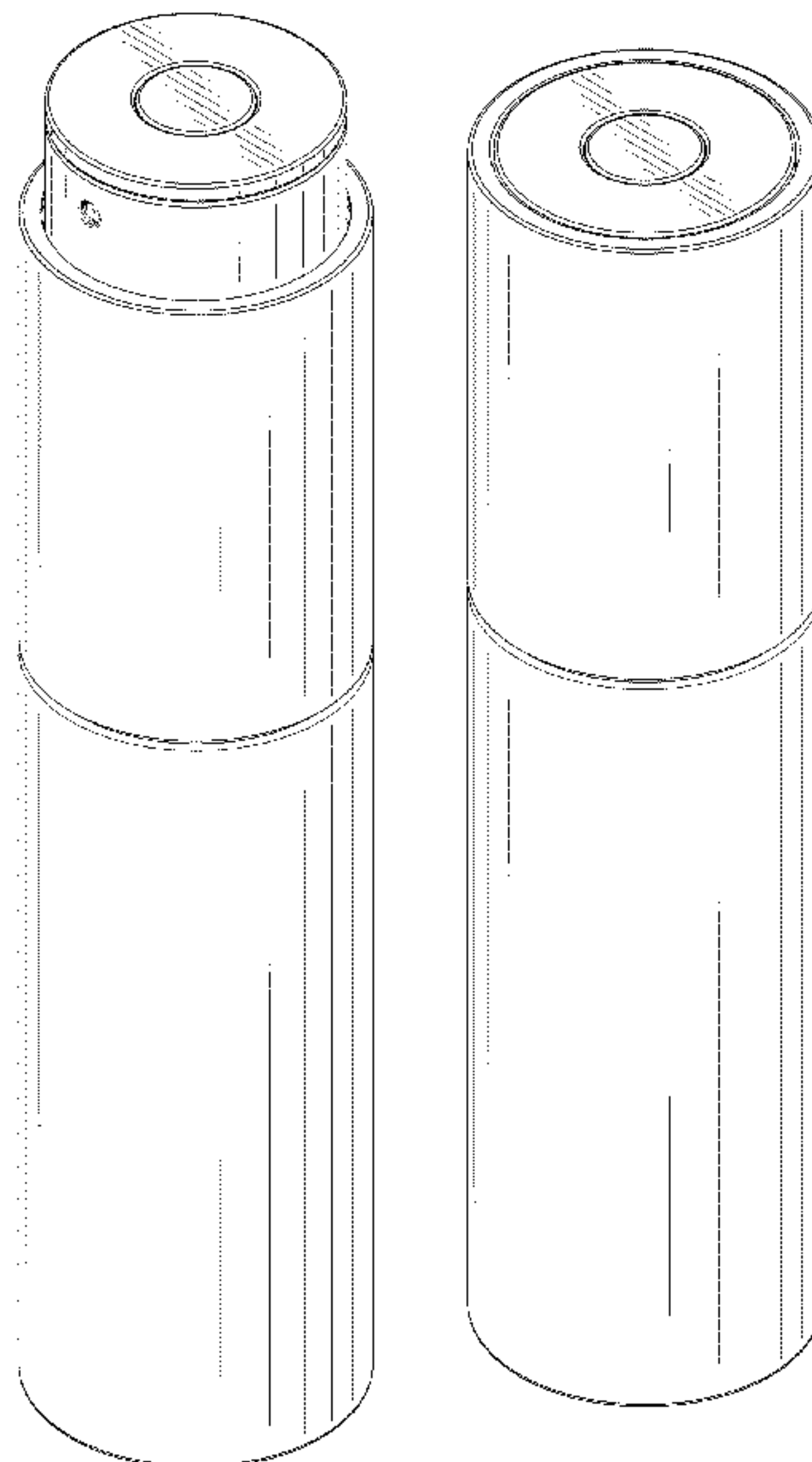
(57) **CLAIM**

The ornamental design for a cosmetic container, as shown and described.

DESCRIPTION

FIG. 1 is a perspective view of a cosmetic container showing my new design;
FIG. 2 is a front view thereof;
FIG. 3 is a rear view thereof;
FIG. 4 is a left side view thereof;
FIG. 5 is a right side view thereof;
FIG. 6 is a top view thereof;
FIG. 7 is a bottom view thereof; and,
FIG. 8 is a perspective view similar to FIG. 1 but showing the head element in a retracted position.
The broken lines within the nozzle outlet are shown for illustrative purposes only and form no part of the claimed design.

1 Claim, 5 Drawing Sheets



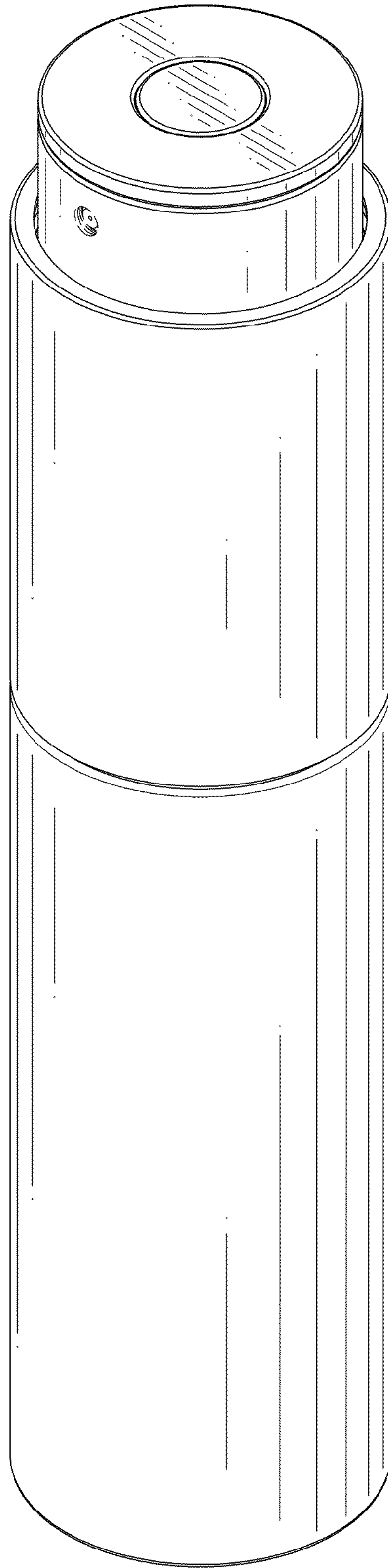


FIG.1

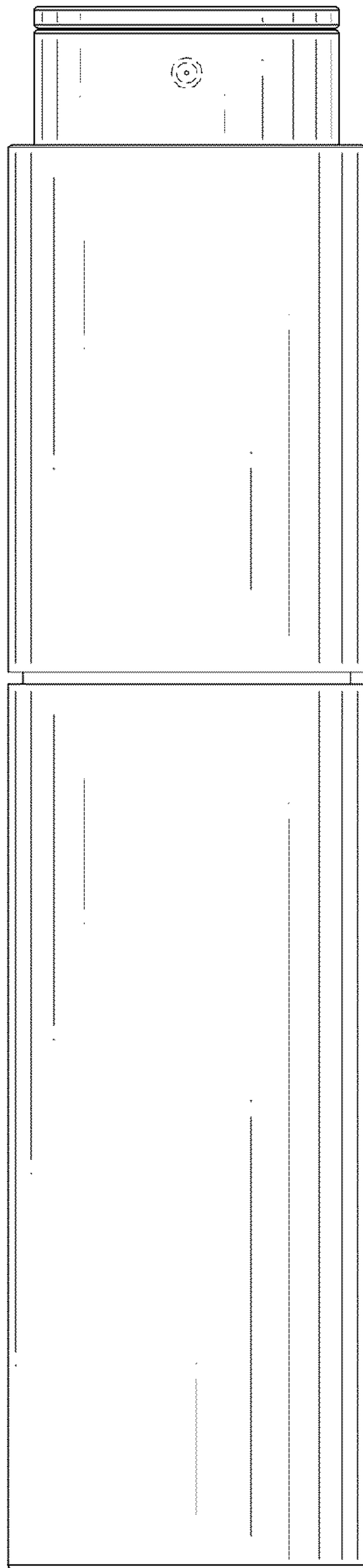


FIG. 2

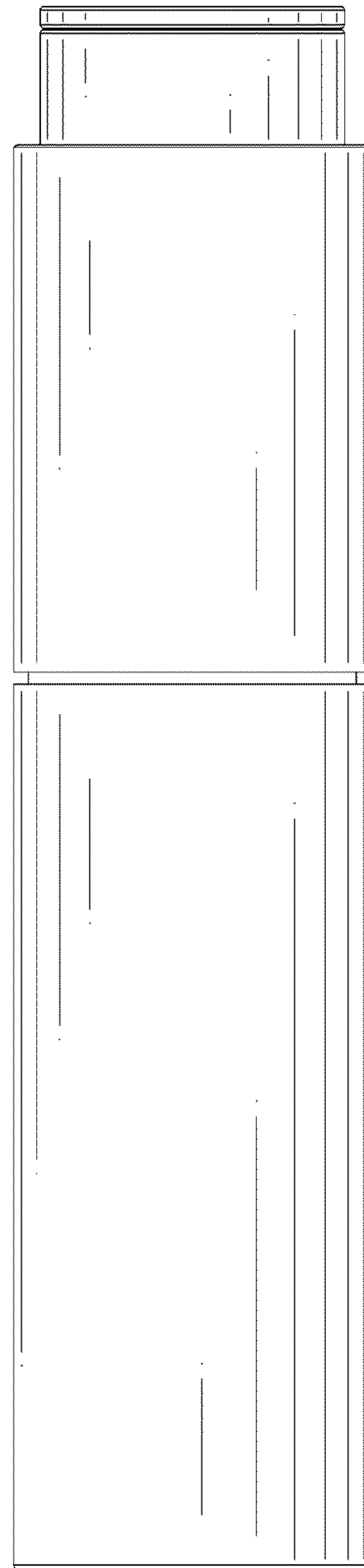


FIG. 3

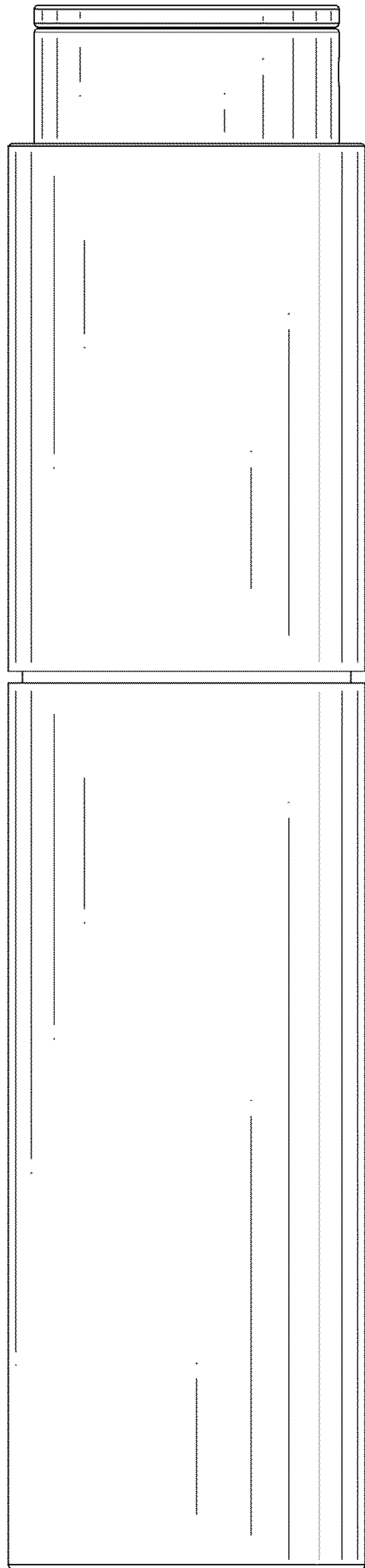


FIG.4

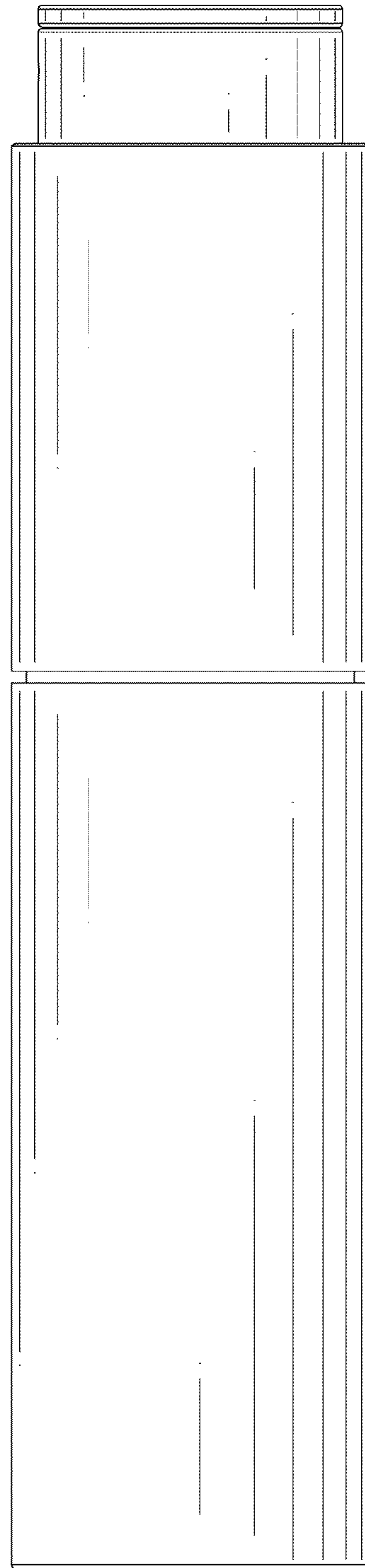


FIG.5

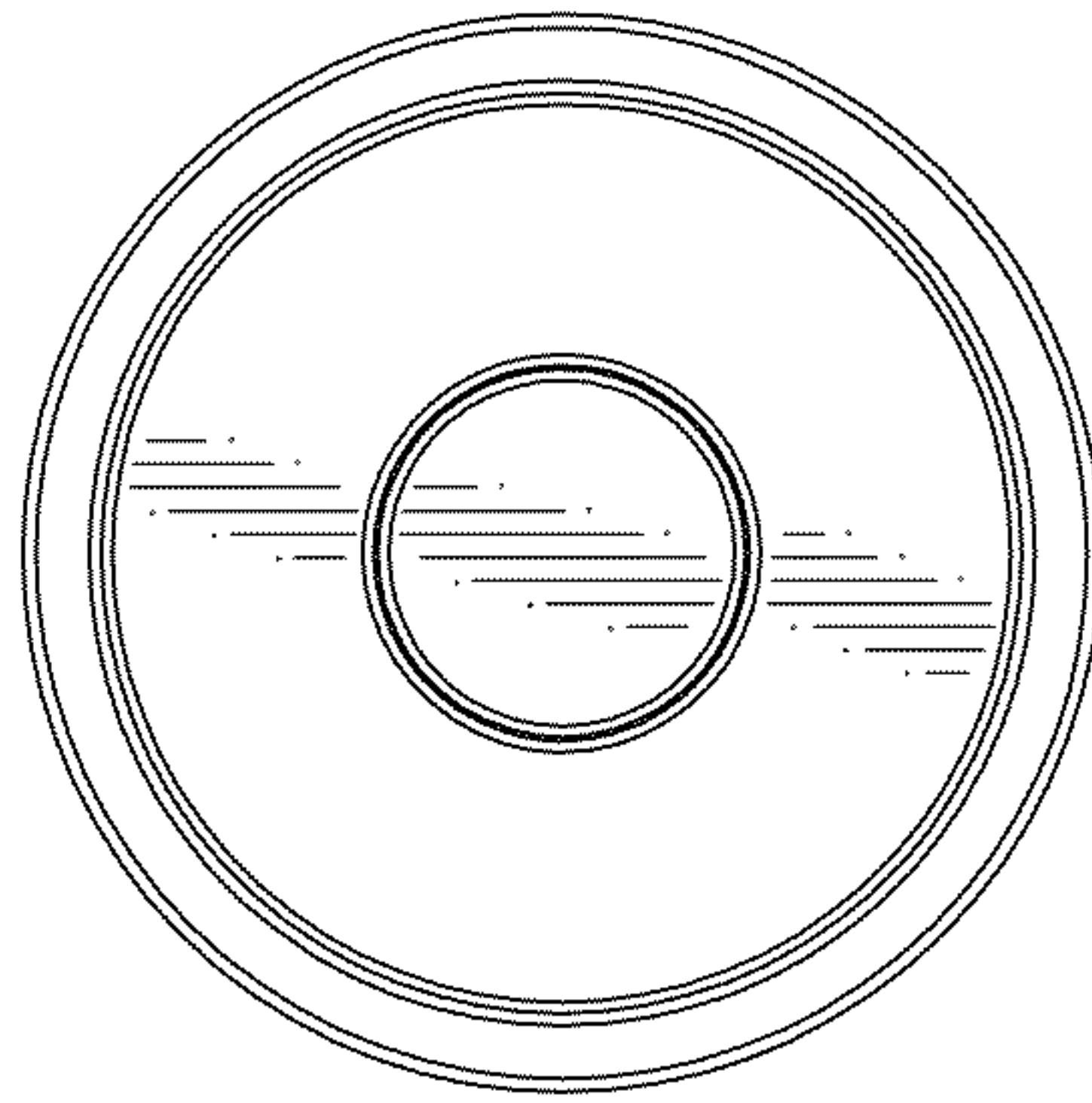


FIG. 6

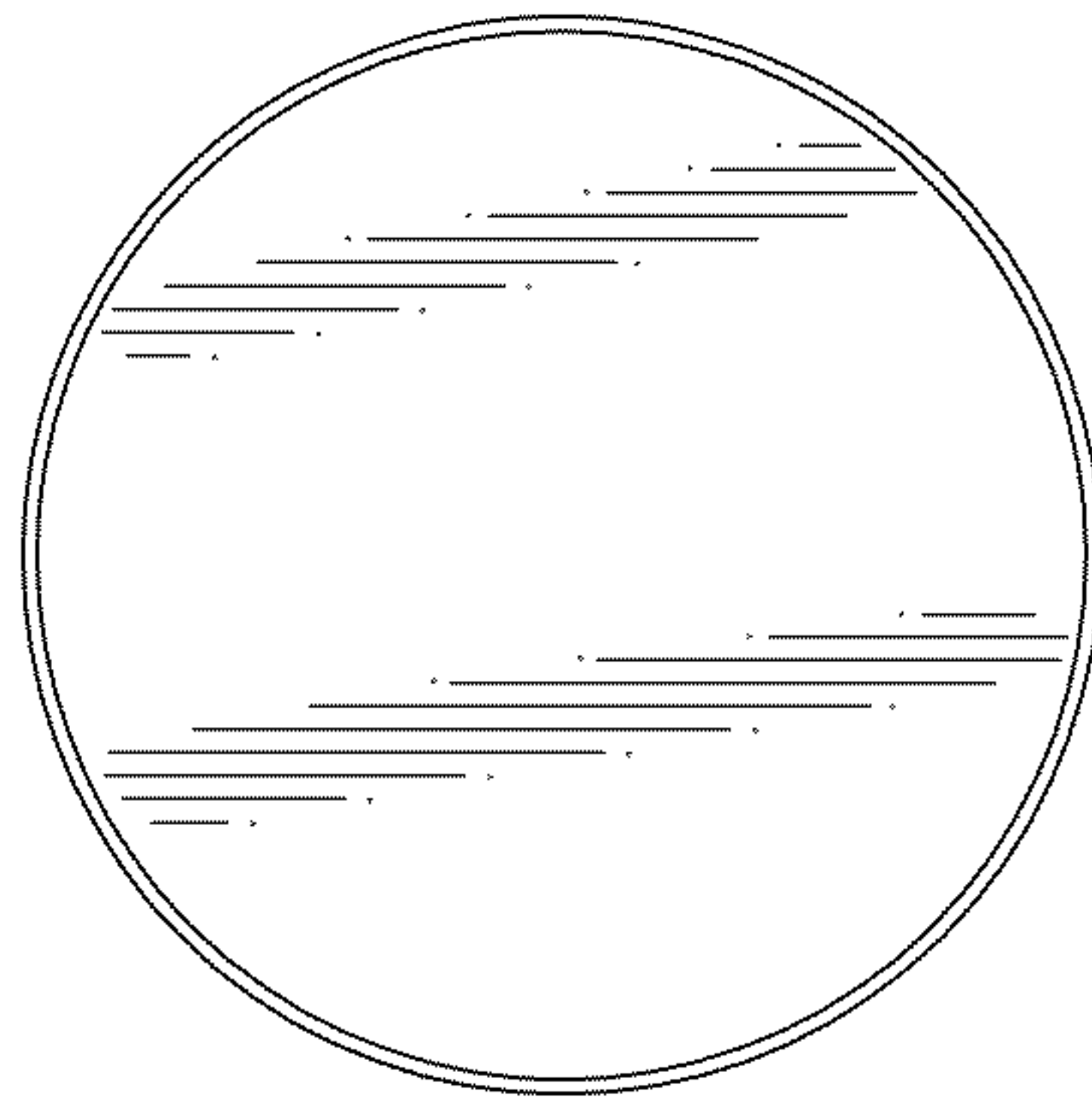


FIG. 7

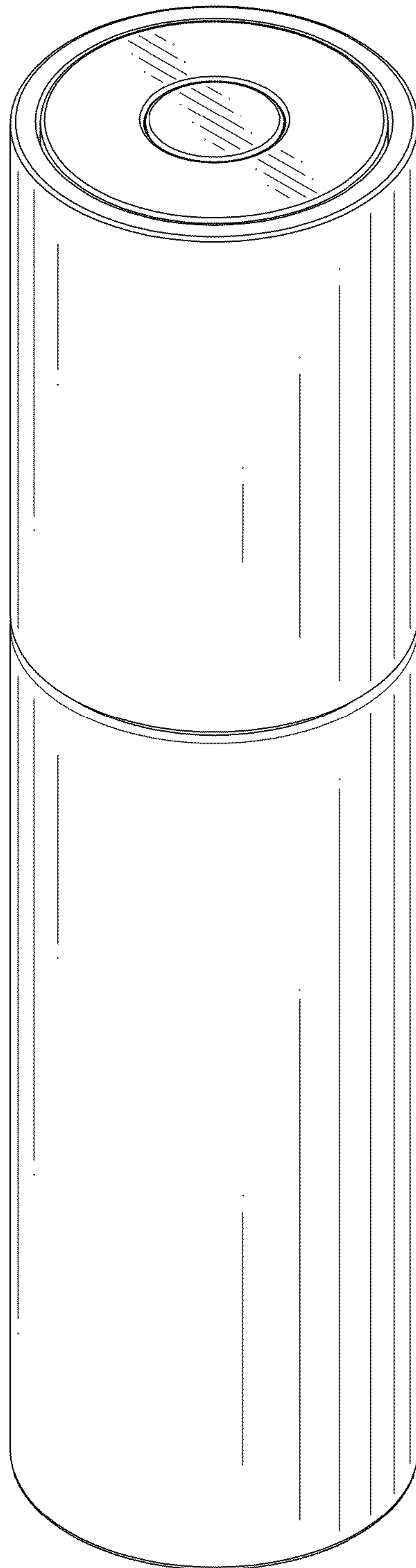


FIG.8