



US00D720611S

(12) **United States Design Patent**
Hewitt

(10) **Patent No.:** **US D720,611 S**

(45) **Date of Patent:** **** Jan. 6, 2015**

(54) **POST**

(71) Applicant: **FSP Holdings Pty. Ltd.**, Singleton (AU)

(72) Inventor: **Stephan Hewitt**, Yatala (AU)

(73) Assignee: **FSP Holdings Pty. Ltd.**, Singleton,
NSW (AU)

(**) Term: **14 Years**

(21) Appl. No.: **29/450,547**

(22) Filed: **Mar. 19, 2013**

(51) **LOC (10) Cl.** **08-08**

(52) **U.S. Cl.**
USPC **D8/388**

(58) **Field of Classification Search**
USPC D8/1, 388, 391; D21/840; 47/43-47;
135/118; 248/156; 411/452
See application file for complete search history.

(56) **References Cited**

U.S. PATENT DOCUMENTS

D403,930 S * 1/1999 Gotoh D8/1
D408,230 S * 4/1999 Evans D8/1

D492,976 S * 7/2004 Hsu D21/840
D577,966 S * 10/2008 Cosimo D8/1
D624,810 S * 10/2010 Vosbikian et al. D8/391
D664,668 S * 7/2012 Hewitt D25/38.1
8,316,579 B1 * 11/2012 Brown 47/42
D674,255 S * 1/2013 Evans D8/1
D702,515 S * 4/2014 Garber D8/1

* cited by examiner

Primary Examiner — Sheryl Lane


(57) **CLAIM**

The ornamental design for the post, as shown and described.

DESCRIPTION

FIG. 1 is a perspective view of a post;
FIG. 2 is a front view of the post;
FIG. 3 is a rear view of the post;
FIG. 4 is a left side view of the post;
FIG. 5 is a right side view of the post;
FIG. 6 is a top plan view of the post; and,
FIG. 7 is an underneath plan view of the post.
The dashed lines represent portions of the article and form no part of the claimed design.

1 Claim, 7 Drawing Sheets






FIG. 1

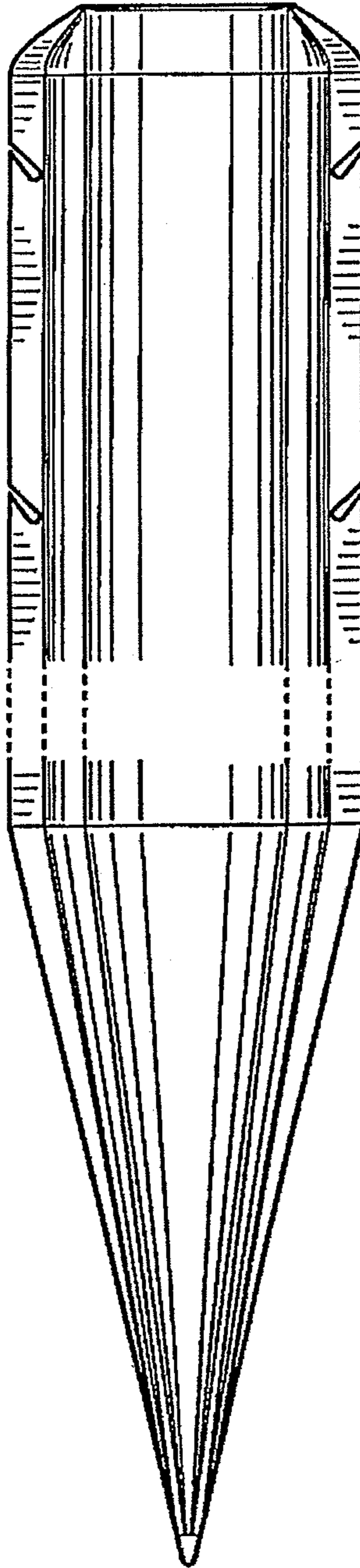


FIG. 2

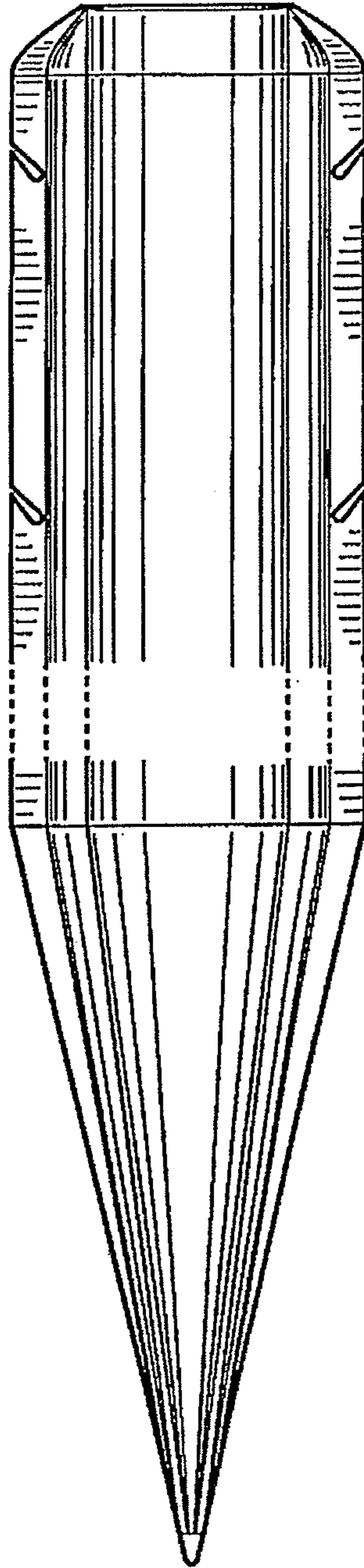


FIG. 3

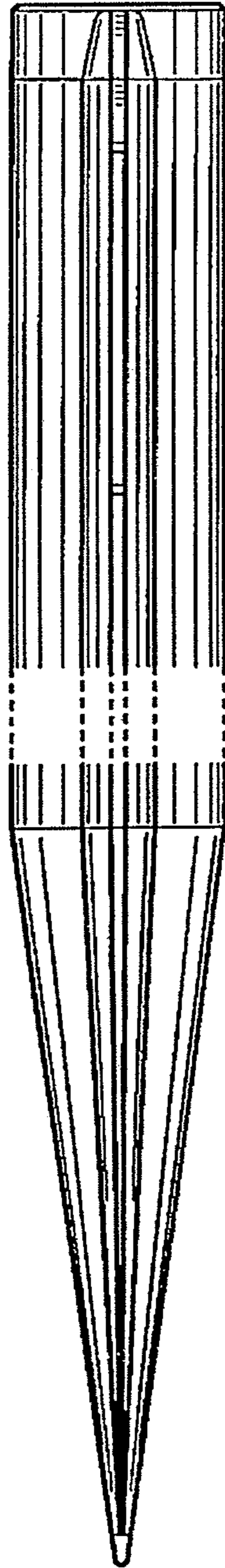


FIG. 4



FIG. 5

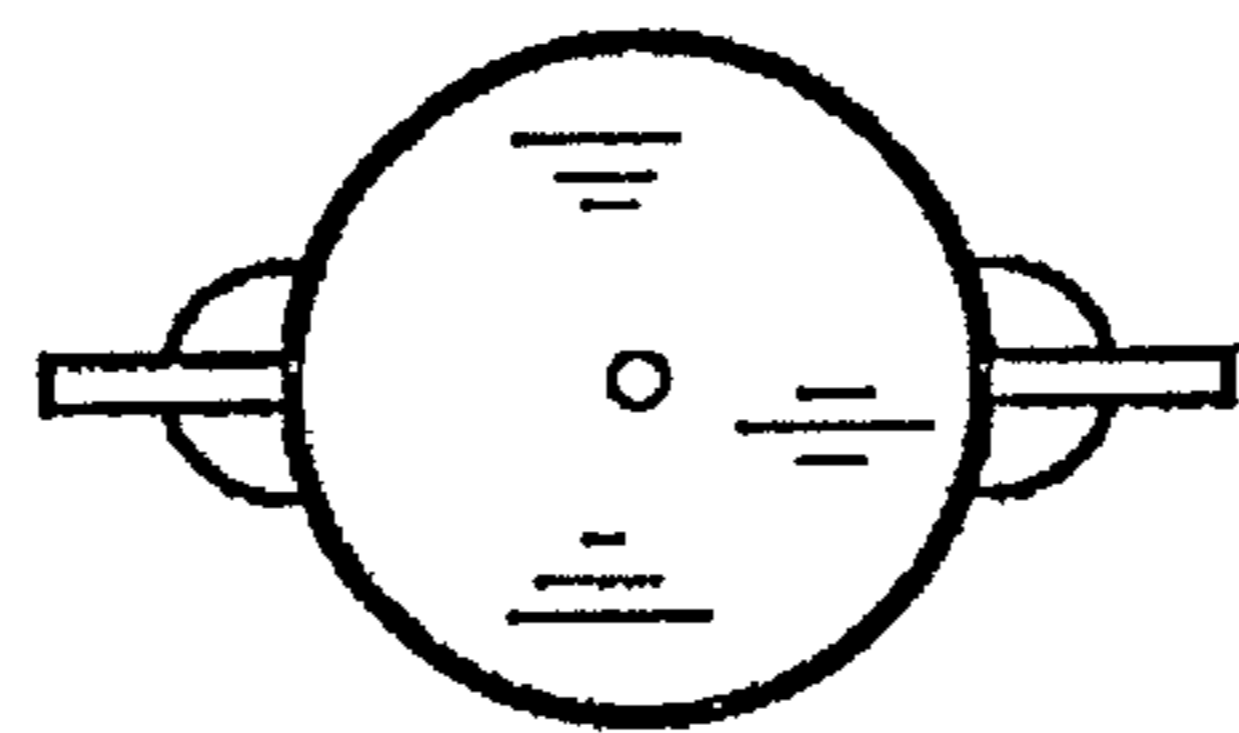


FIG. 6

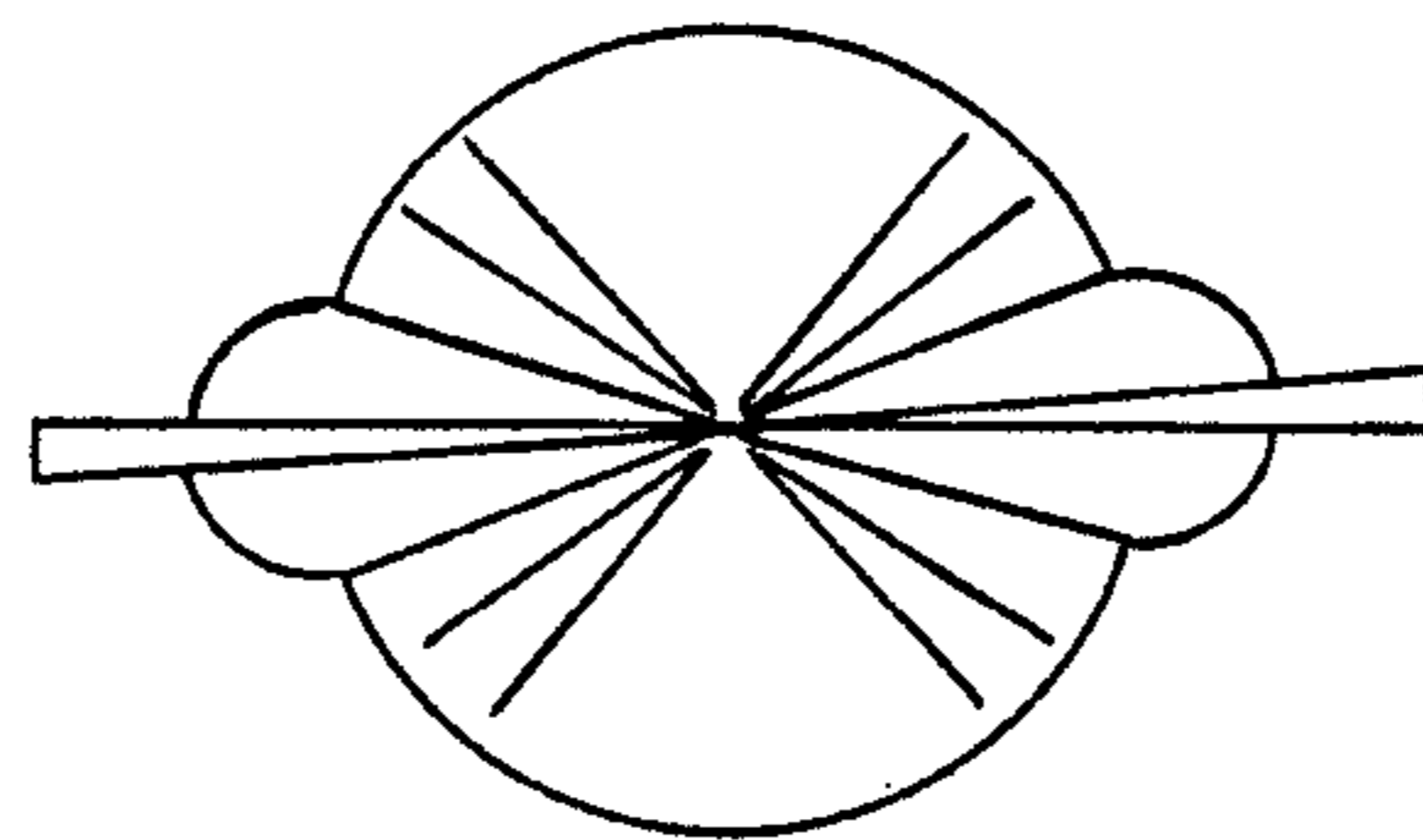


FIG. 7