



US00D720606S

(12) **United States Design Patent**
Mathews et al.

(10) **Patent No.:** **US D720,606 S**
(45) **Date of Patent:** **** Jan. 6, 2015**

- (54) **ELLIPSOID WIRE RETENTION DEVICE**
- (71) Applicants: **William David Mathews**, Vista, CA (US); **Mark Steiner**, Greenwich, CT (US)
- (72) Inventors: **William David Mathews**, Vista, CA (US); **Mark Steiner**, Greenwich, CT (US)
- (73) Assignee: **Use It Products, L.L.C.**, Darien, CT (US)
- (**) Term: **14 Years**
- (21) Appl. No.: **29/463,396**
- (22) Filed: **Nov. 12, 2013**
- (51) **LOC (10) Cl.** **08-05**
- (52) **U.S. Cl.**
USPC **D8/356**
- (58) **Field of Classification Search**
USPC D8/356, 354, 349, 499; 439/207, 439/208-211, 445-447; 248/68.1, 49, 74.4; 385/59, 137; 604/179, 174, 93.01, 48, 604/19
See application file for complete search history.

5,046,899	A *	9/1991	Nishi	407/102
D340,942	S *	11/1993	Smith	D17/99
D358,545	S *	5/1995	Price	D8/356
D372,419	S *	8/1996	Ikegami	D8/382
5,702,845	A *	12/1997	Kawakami et al.	429/224
D395,815	S *	7/1998	Walters et al.	D8/354
5,901,930	A *	5/1999	Harrel	248/51
D428,325	S *	7/2000	van Dreumel et al.	D8/354
D526,885	S *	8/2006	Kelleghan	D8/356
D559,080	S *	1/2008	Boote	D8/354
D568,722	S *	5/2008	King	D8/354
D587,101	S *	2/2009	Morgan	D8/356
D587,102	S *	2/2009	Morgan	D8/356
D597,403	S *	8/2009	Ho et al.	D8/396
D613,412	S *	4/2010	DeCarlo	D24/186
D619,940	S *	7/2010	Strang	D12/159
D620,781	S *	8/2010	Weckworth	D8/356
D628,218	S *	11/2010	Tommassini	D15/138
D655,598	S *	3/2012	Hsu	D8/356
D674,271	S *	1/2013	Rodwin	D8/356
D680,419	S *	4/2013	Green et al.	D8/354
D684,846	S *	6/2013	DePhillips	D8/356
D691,874	S *	10/2013	Ganski	D8/356
2002/0145073	A1 *	10/2002	Swanson et al.	242/588.3

* cited by examiner

Primary Examiner — Cynthia Underwood

(57) **CLAIM**
We claim the ornamental design of an ellipsoid wire retention device, as described herein.

(56) **References Cited**
U.S. PATENT DOCUMENTS

450,378	A *	4/1891	Robinson	451/461
1,342,001	A *	6/1920	Schulte	429/121
D140,317	S *	2/1945	Allen	D8/397
2,790,570	A *	4/1957	Hodges et al.	215/260
3,123,879	A *	3/1964	Boduroff et al.	403/217
3,132,822	A *	5/1964	Arthur	242/613.4
3,308,703	A *	3/1967	Sauer	83/676
3,363,216	A *	1/1968	Benedetto	439/147
D308,933	S *	7/1990	Hube et al.	D8/356
5,027,478	A *	7/1991	Suhr	24/16 R

DESCRIPTION

FIG. 1 is a perspective view of the ellipsoid wire retention device, the opposite side being a mirror image thereof; FIG. 2 shows a front elevation view, the opposite side being a mirror image thereof; FIG. 3 shows a right side elevation view, the opposite side being a mirror image thereof; and, FIG. 4 shows a top elevation view, the opposite side being a mirror image thereof.

1 Claim, 2 Drawing Sheets

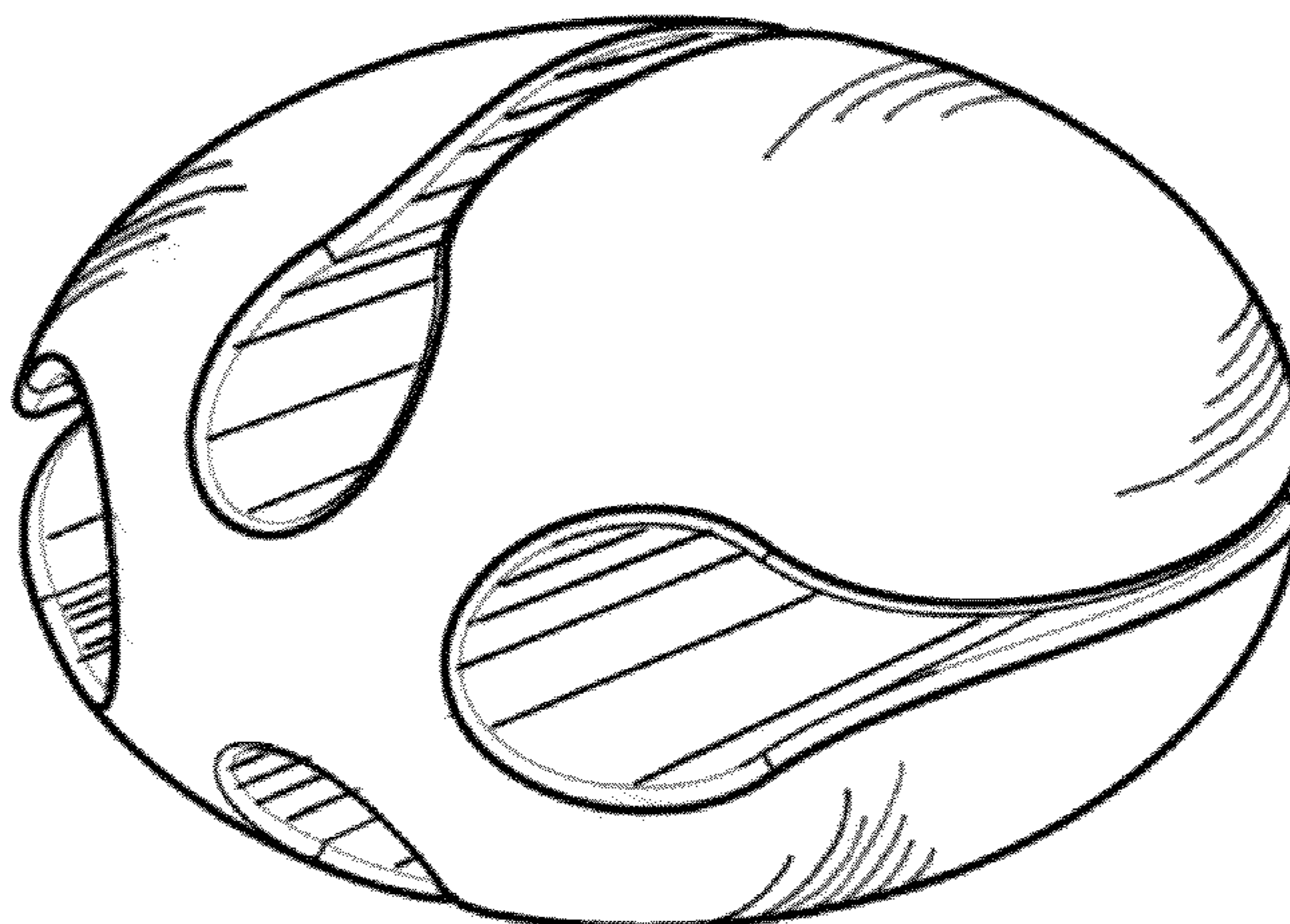


FIGURE 1

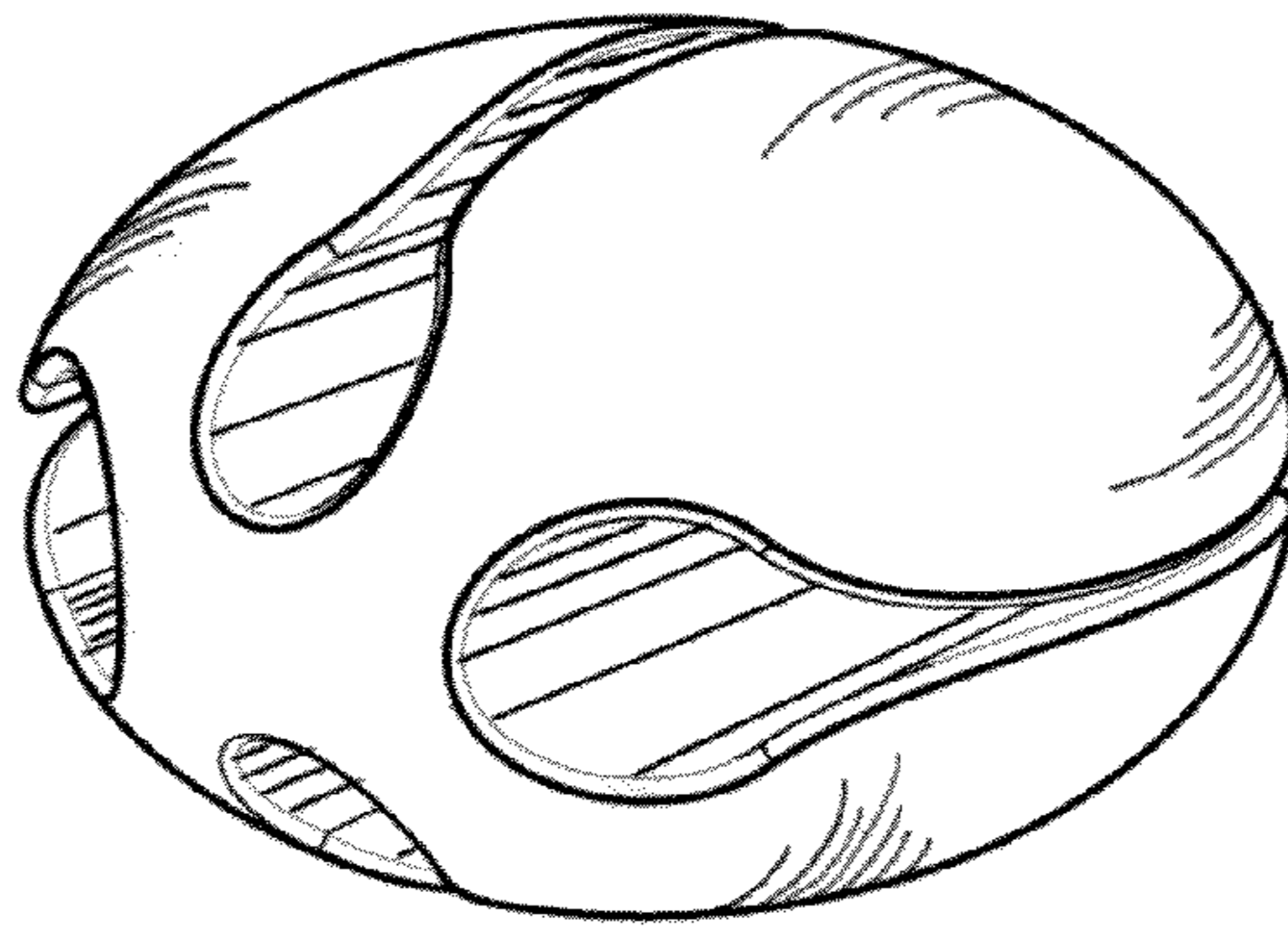


FIGURE 2

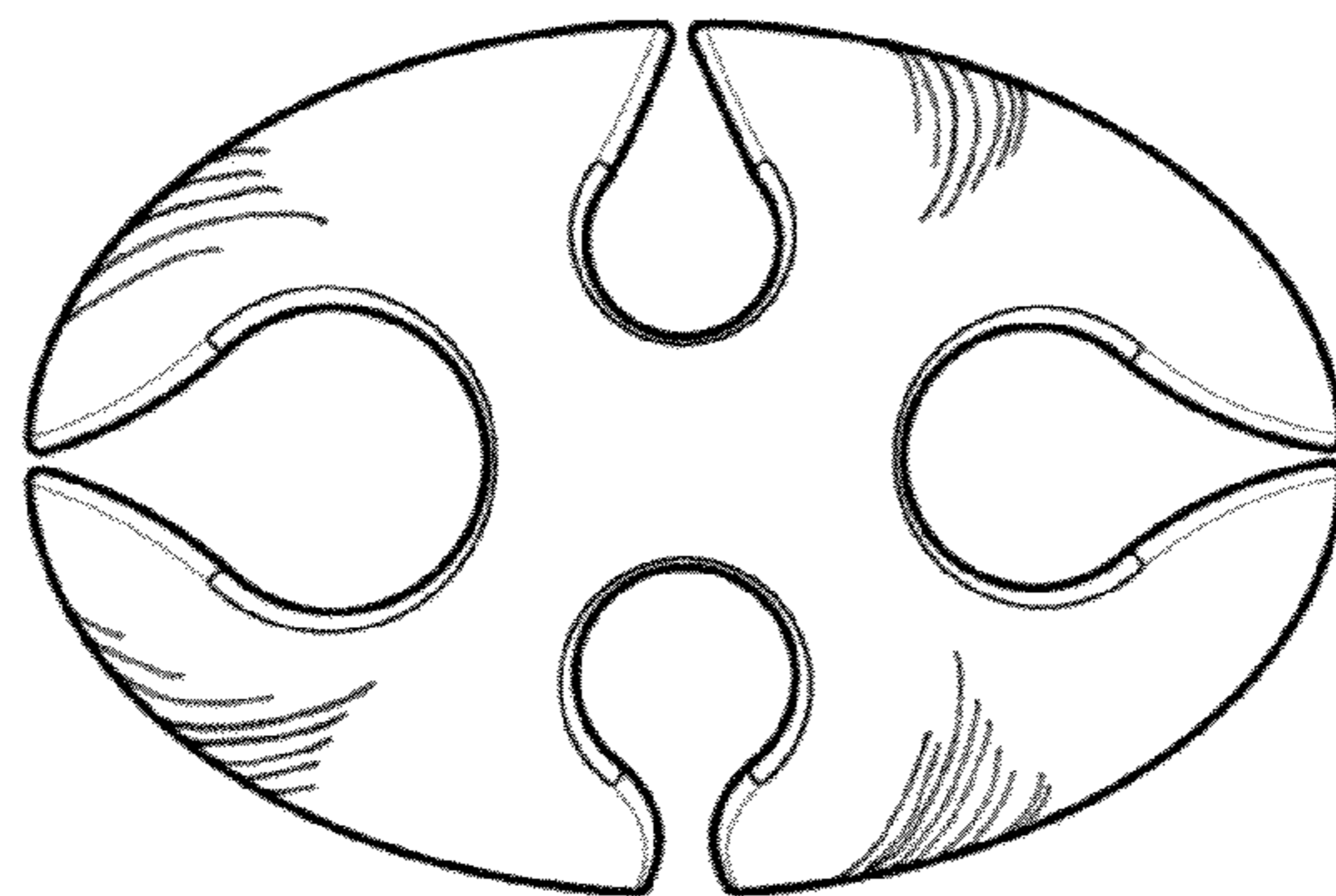


FIGURE 3

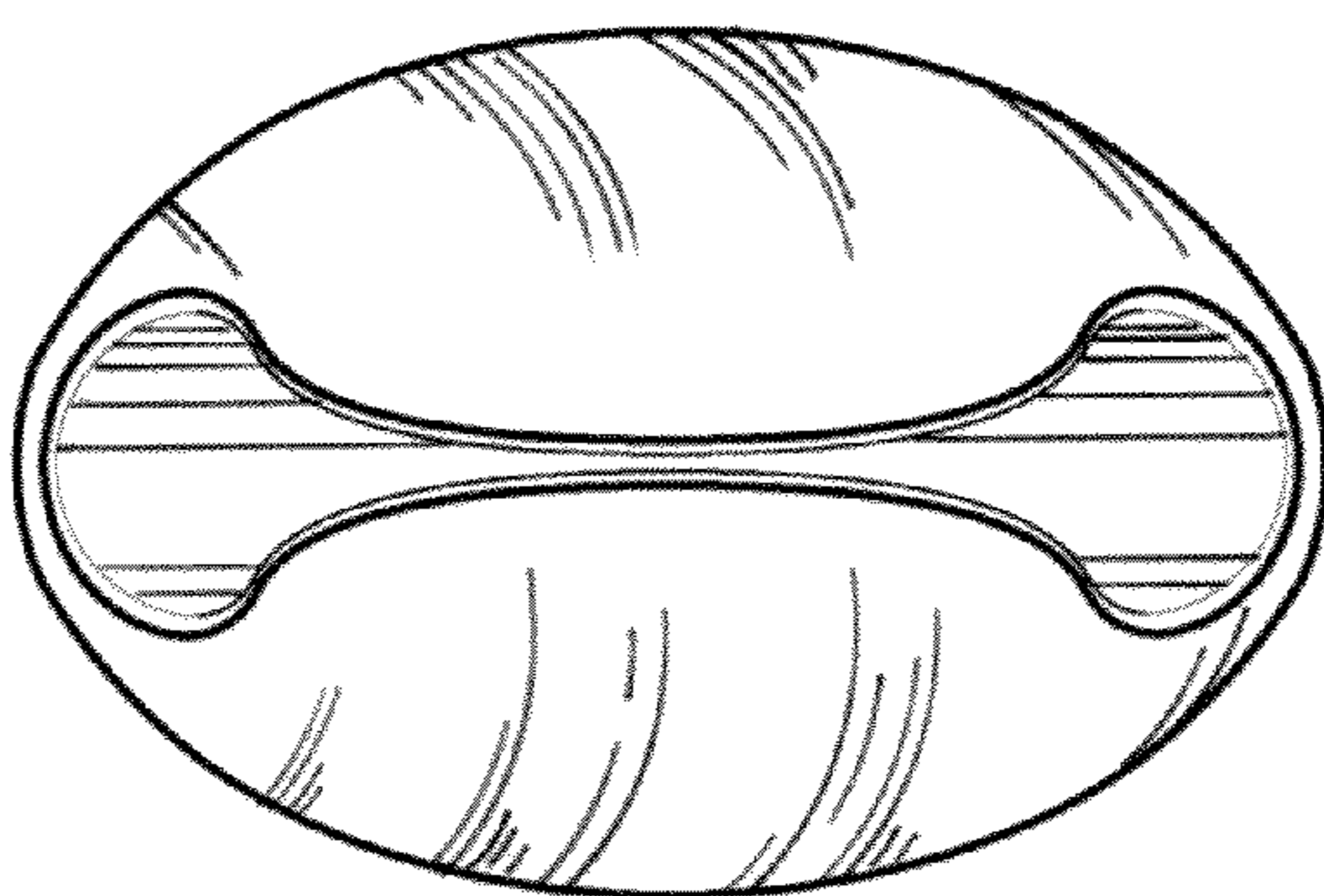


FIGURE 4

