



US00D720599S

(12) **United States Design Patent**
Weinerman et al.

(10) **Patent No.:** **US D720,599 S**
(45) **Date of Patent:** **** Jan. 6, 2015**

- (54) **LATCH ASSEMBLY**
- (71) Applicant: **The Eastern Company**, Cleveland, OH (US)
- (72) Inventors: **Lee S. Weinerman**, Medina, OH (US);
Fredrick L. Putzier, Columbia Station, OH (US)
- (73) Assignee: **The Eastern Company**, Cleveland, OH (US)

D548,561 S	8/2007	Paige et al.	
D567,061 S	4/2008	Paige et al.	
7,398,664 B1	7/2008	Weinerman et al.	
D578,373 S	10/2008	Paige et al.	
7,454,933 B1	11/2008	Paige et al.	
D585,468 S	1/2009	Burns	
D590,694 S *	4/2009	Stuckey	D8/331
D596,920 S *	7/2009	Cotton et al.	D8/331
7,748,246 B1	7/2010	Paige et al.	
D624,800 S	10/2010	Burns	
D644,911 S	9/2011	Le	
D678,750 S *	3/2013	Tung	D8/331

(**) Term: **14 Years**
(21) Appl. No.: **29/438,101**

- (22) Filed: **Nov. 26, 2012**
- (51) **LOC (10) Cl.** **08-07**
- (52) **U.S. Cl.**
USPC **D8/331**
- (58) **Field of Classification Search**
USPC D8/330, 331, 335, 339, 302, 343;
70/141, 208; 292/336.3, 169, 358, 359,
292/170, 175, 165, 224, 140-145, 240-242,
292/DIG. 14, DIG. 30, DIG. 31, DIG. 4
See application file for complete search history.

OTHER PUBLICATIONS

Eberhard Manufacturing Company, division of The Eastern Company, "Catalog 116", 2011, p. 39.

* cited by examiner

Primary Examiner — Prabhakar Deshmukh
(74) *Attorney, Agent, or Firm* — Christopher L. Parmelee; Walker & Jocke

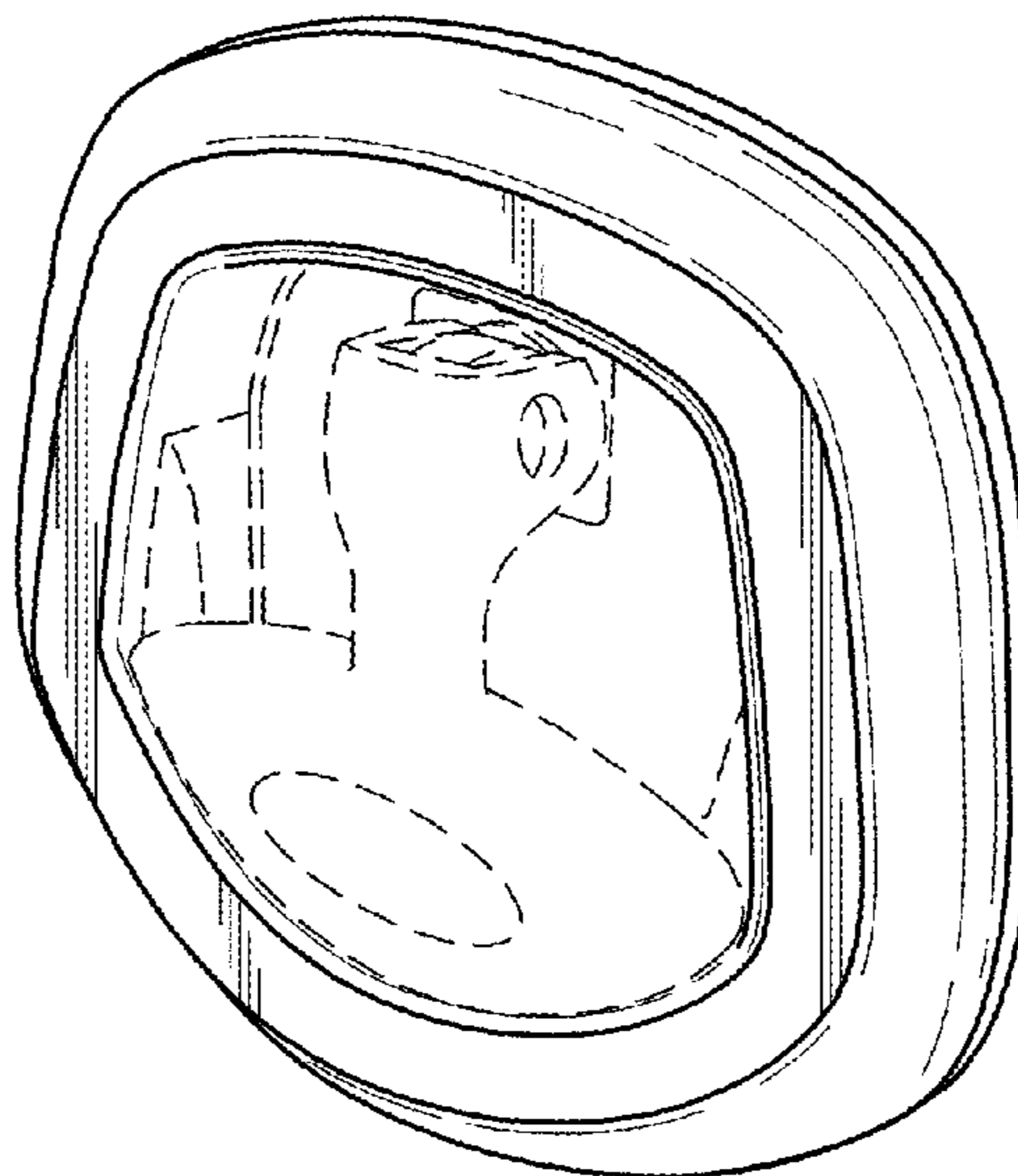
(57) **CLAIM**
The ornamental design for a latch assembly, as shown and described.

DESCRIPTION

FIG. 1 is a top, front, right side perspective view of a latch assembly showing our new design;
FIG. 2 is a bottom, front, left side perspective view thereof.
FIG. 3 is a front view thereof.
FIG. 4 is a right side view thereof, the left side thereof being a mirror image.
FIG. 5 is a top view thereof; and,
FIG. 6 is a bottom view thereof.
The broken line disclosure in several views of other features of the latch assembly is provided for illustrative purposes only and forms no part of the claimed design.

- (56) **References Cited**
U.S. PATENT DOCUMENTS
- | | | | |
|----------------|---------|------------------------|-----------|
| 4,706,478 A * | 11/1987 | Swan et al. | 70/28 |
| 5,913,908 A * | 6/1999 | Czipri | 70/208 |
| 5,984,383 A * | 11/1999 | Parikh et al. | 292/121 |
| D427,882 S * | 7/2000 | Wytcherley et al. | D8/331 |
| 6,109,669 A * | 8/2000 | Pinkow | 292/175 |
| 6,406,075 B1 * | 6/2002 | Rice et al. | 292/336.3 |
| D506,120 S * | 6/2005 | Straka et al. | D8/331 |
| D533,048 S * | 12/2006 | Weinerman et al. | D8/331 |
| D537,321 S | 2/2007 | Paige et al. | |
| D538,131 S | 3/2007 | Paige et al. | |
| D545,667 S * | 7/2007 | Weinerman et al. | D8/331 |
| D546,165 S | 7/2007 | Paige et al. | |

1 Claim, 2 Drawing Sheets



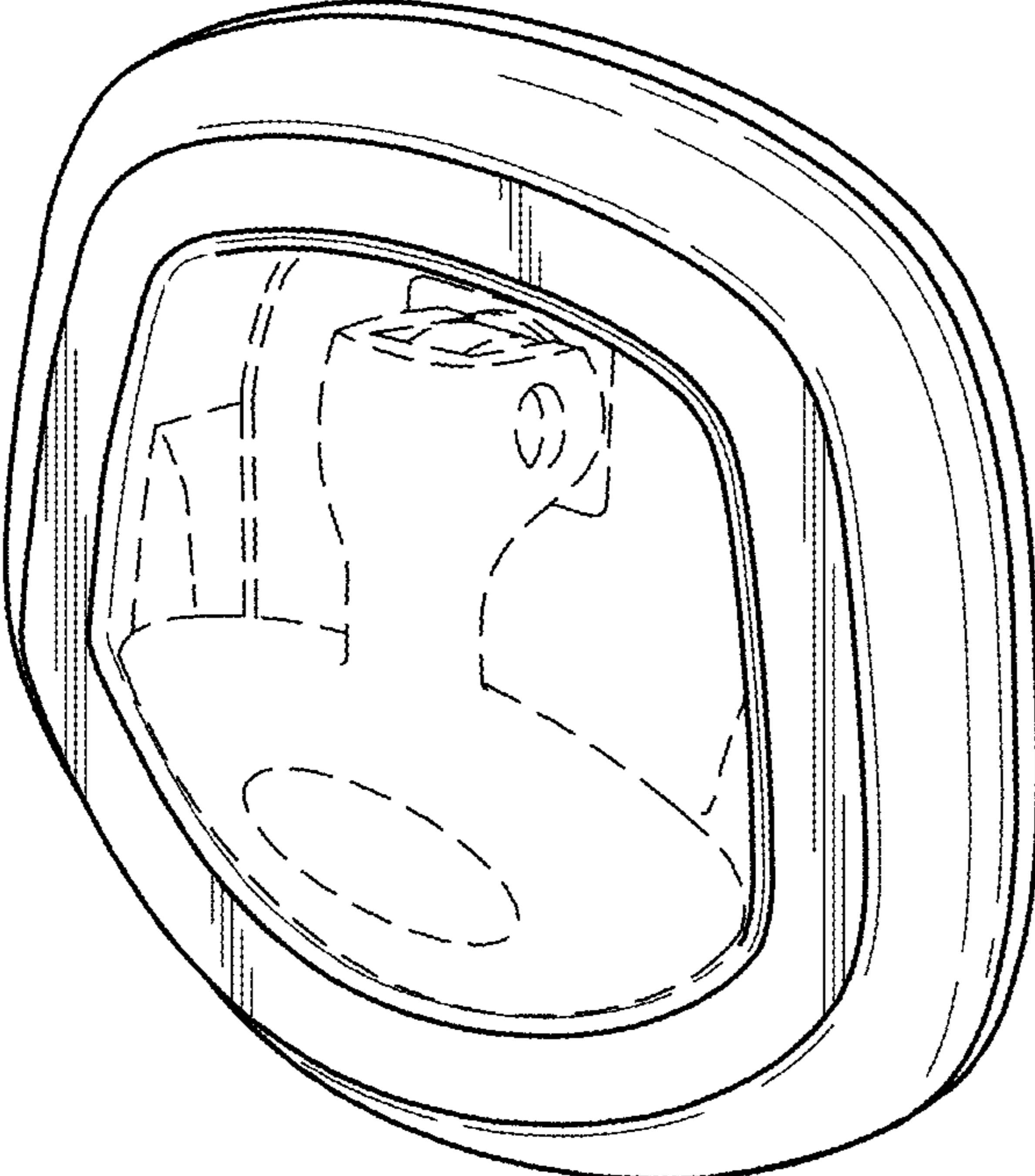


FIG. 1

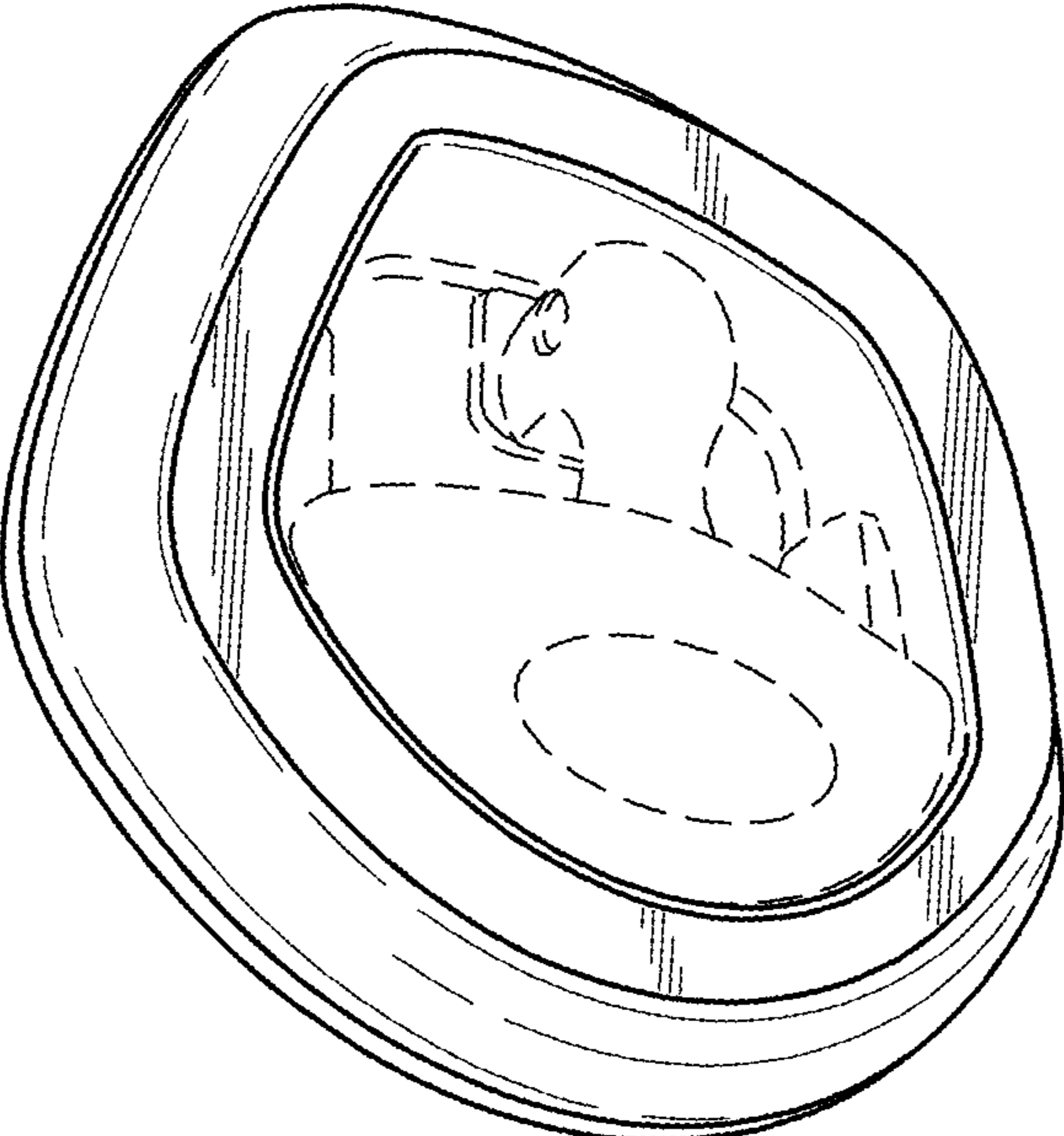


FIG. 2

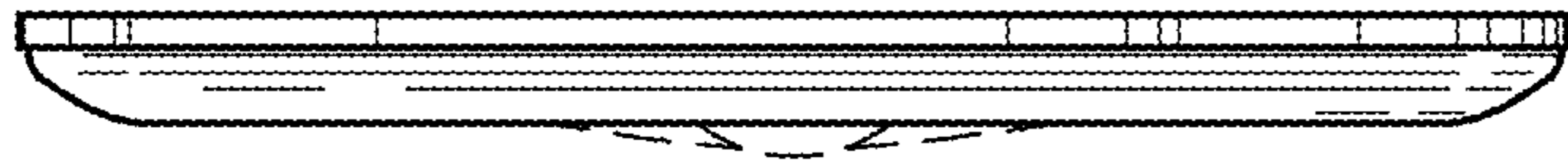


FIG. 5

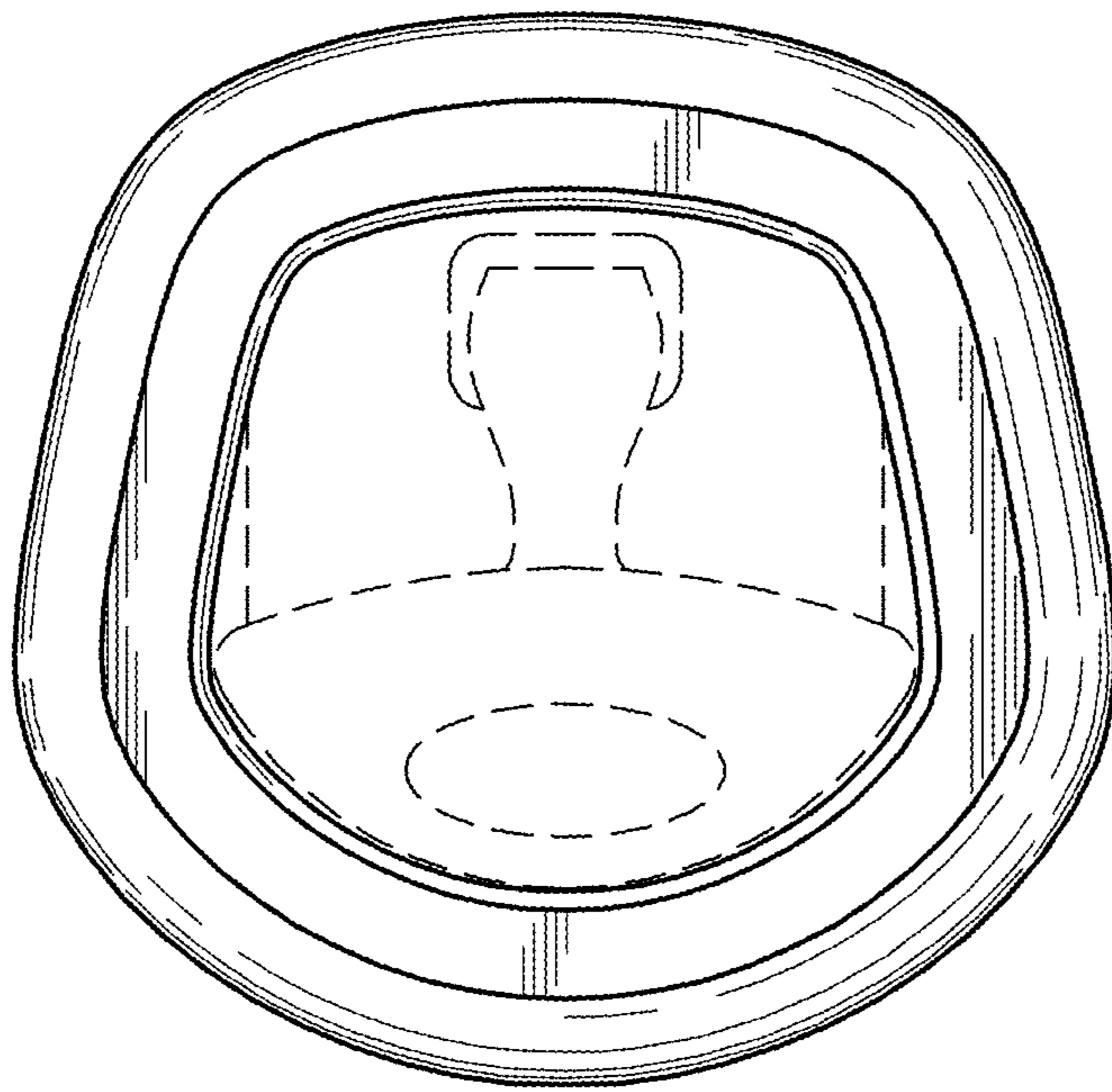


FIG. 3

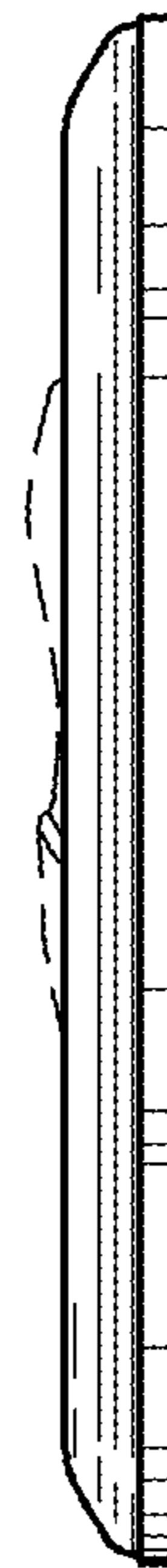


FIG. 4



FIG. 6