



US00D720594S

(12) **United States Design Patent**
Henderson

(10) **Patent No.:** **US D720,594 S**
(45) **Date of Patent:** **** Jan. 6, 2015**

- (54) **HANDLE GRIP**
- (71) Applicant: **Unger Marketing International, LLC**,
Bridgeport, CT (US)
- (72) Inventor: **Scott Henderson**, Brooklyn, NY (US)
- (73) Assignee: **Unger Marketing International, LLC**,
Bridgeport, CT (US)
- (**) Term: **14 Years**
- (21) Appl. No.: **29/472,910**
- (22) Filed: **Nov. 18, 2013**
- (51) **LOC (10) Cl.** **08-06**
- (52) **U.S. Cl.**
USPC **D8/107; D8/303**
- (58) **Field of Classification Search**
CPC B25G 1/10
USPC D8/107, 303, 300; D4/138; D7/395;
D29/120.1; D34/27; D32/54; 16/110.1,
16/421, 422, 430, 436, DIG. 12; 81/177.1,
81/177.2, 3.4; 280/288.4
See application file for complete search history.

D333,239 S *	2/1993	Pogue	D7/649
D352,443 S *	11/1994	Chen	D8/303
D360,344 S *	7/1995	Eggert et al.	D8/83
D378,186 S *	2/1997	Braun	D8/83
D378,729 S *	4/1997	Chang	D8/83
D408,253 S *	4/1999	Rowlay	D8/83
D442,843 S *	5/2001	Hsu	D8/107
D452,423 S *	12/2001	Shimansky	D8/83
D470,385 S *	2/2003	Chen	D8/107
D494,039 S *	8/2004	Tsai	D8/107
6,974,626 B2 *	12/2005	Horacek	428/354
D526,185 S *	8/2006	Hung	D8/107
D532,275 S *	11/2006	Lin	D8/107
D630,927 S *	1/2011	Huang	D8/107

* cited by examiner

Primary Examiner — Paula Greene

(74) *Attorney, Agent, or Firm* — Ohlandt, Greeley, Ruggiero & Perle, L.L.P.

(57) **CLAIM**

The ornamental design for the handle grip, as shown and described.

DESCRIPTION

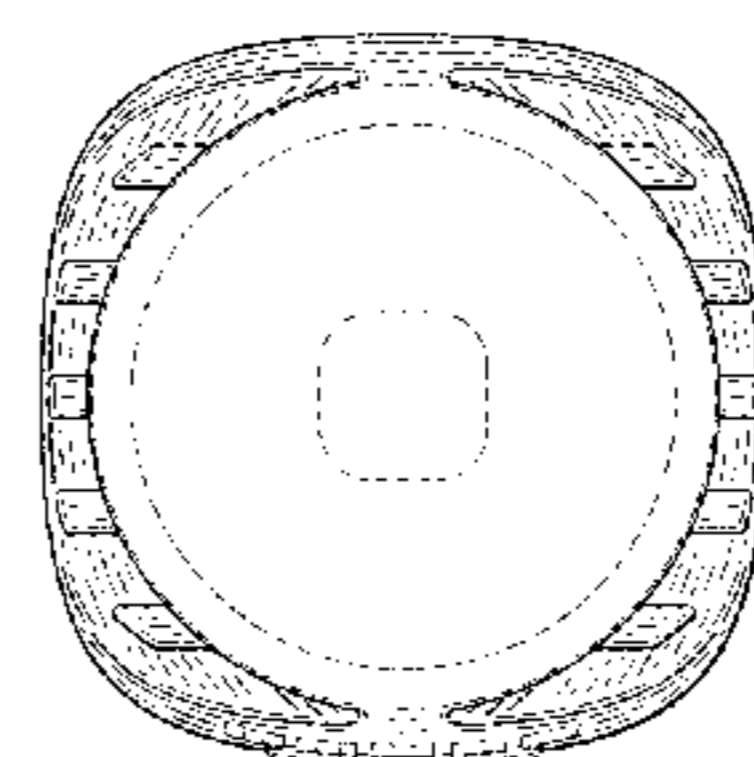
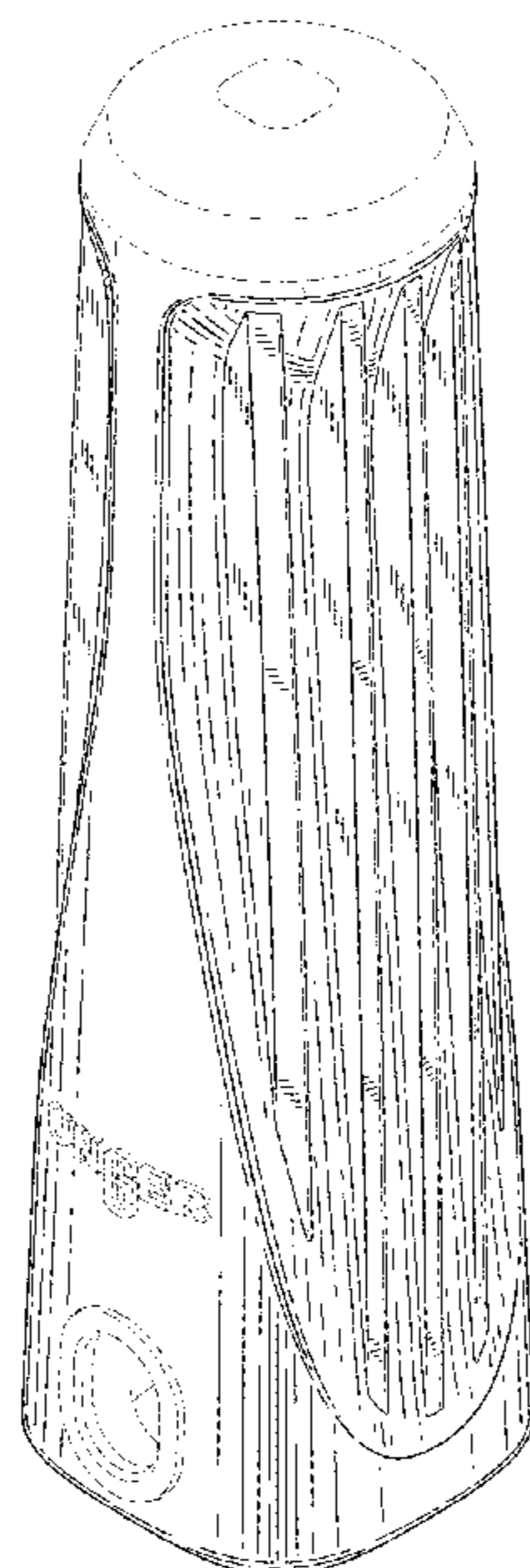
FIG. 1 is a top front isometric view of a handle grip according to the present disclosure;
 FIG. 2 is a top rear isometric view of the handle grip of FIG. 1;
 FIG. 3 is a front view of the handle grip of FIG. 1;
 FIG. 4 is a rear view of the handle grip of FIG. 1;
 FIG. 5 is a first side view of the handle grip of FIG. 1;
 FIG. 6 is a second, opposite side view of the handle grip of FIG. 1;
 FIG. 7 is a top view of the handle grip of FIG. 1; and,
 FIG. 8 is a bottom view of the handle grip of FIG. 1.
 The broken lines form no part of the claimed design.

1 Claim, 7 Drawing Sheets

(56) **References Cited**

U.S. PATENT DOCUMENTS

D109,355 S *	4/1938	Temple	D24/110
D146,898 S *	6/1947	Daniels	D8/83
2,655,963 A *	10/1953	Dell	81/492
D197,501 S *	2/1964	Huxtable	D8/83
D248,922 S *	8/1978	Osak, Jr.	D8/82
D253,030 S *	10/1979	Breger	D8/83
D258,988 S *	4/1981	Leonard	D24/147
4,858,504 A *	8/1989	Tsai	81/436
D303,748 S *	10/1989	Yamagishi	D7/649
4,941,232 A *	7/1990	Decker et al.	16/421
D310,472 S *	9/1990	Mader et al.	D8/82



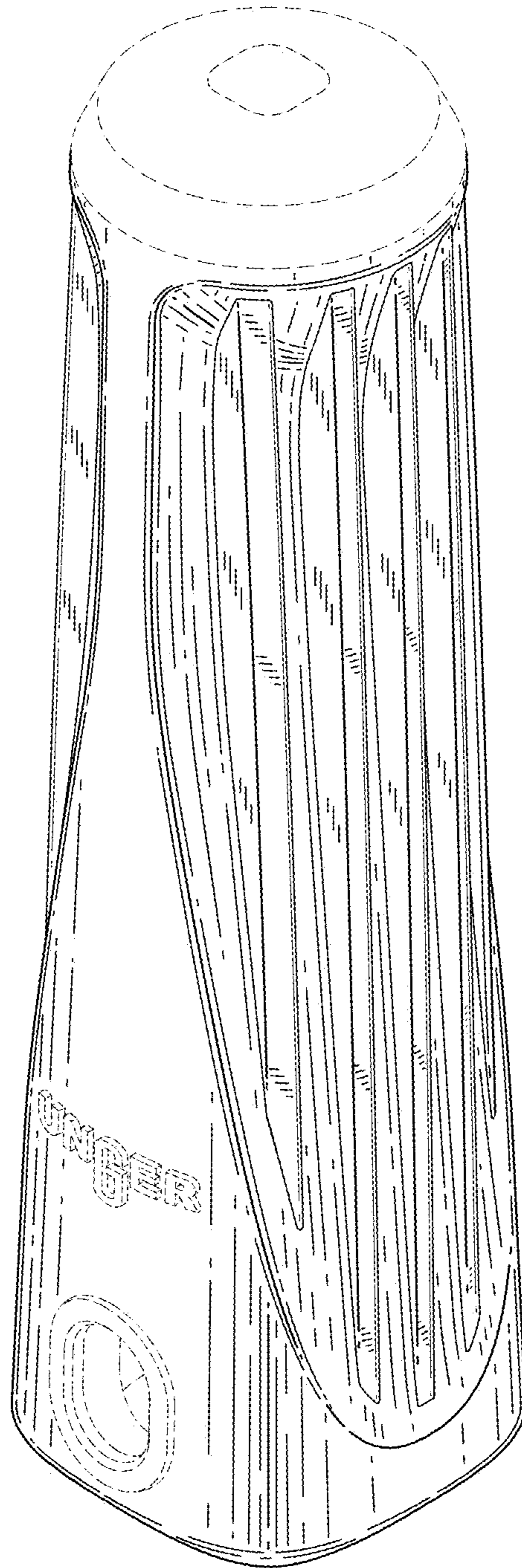


FIG. 1

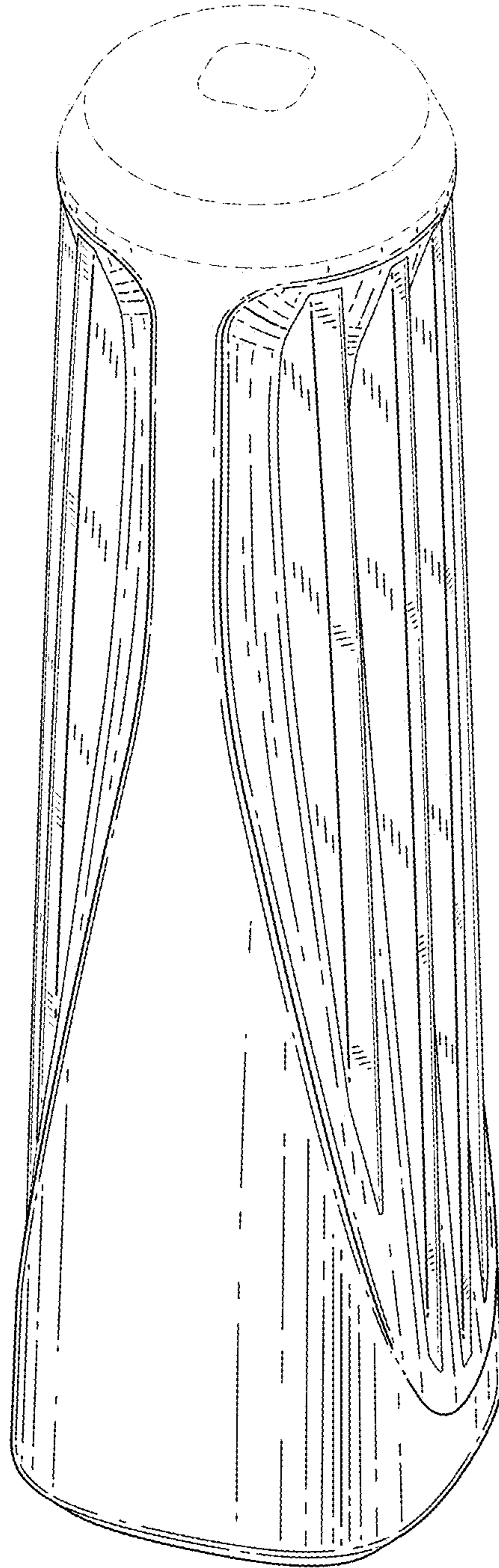


FIG. 2

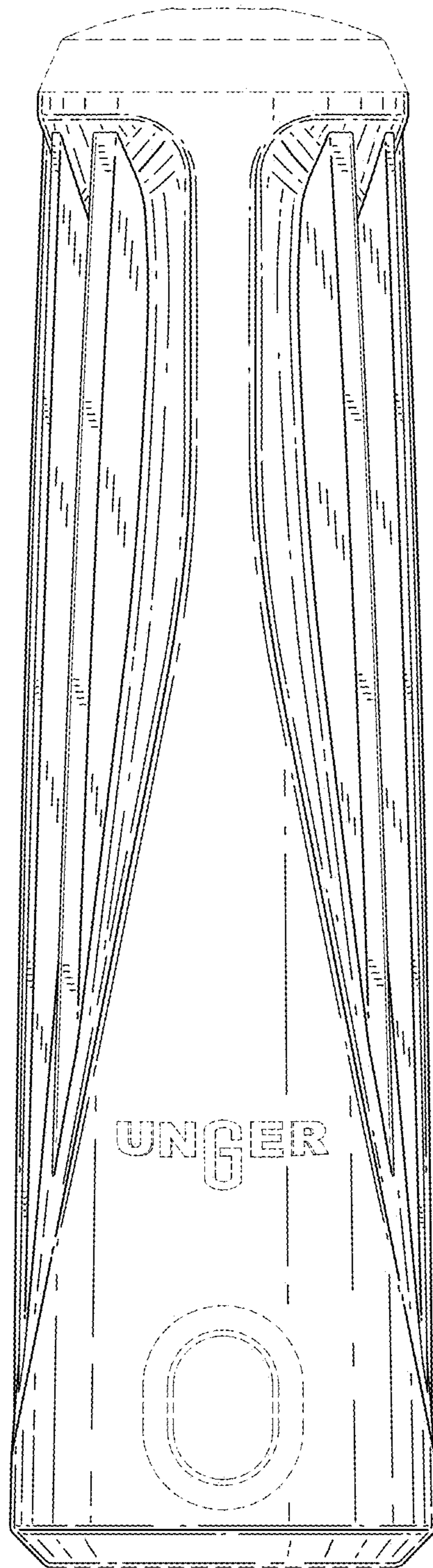


FIG. 3

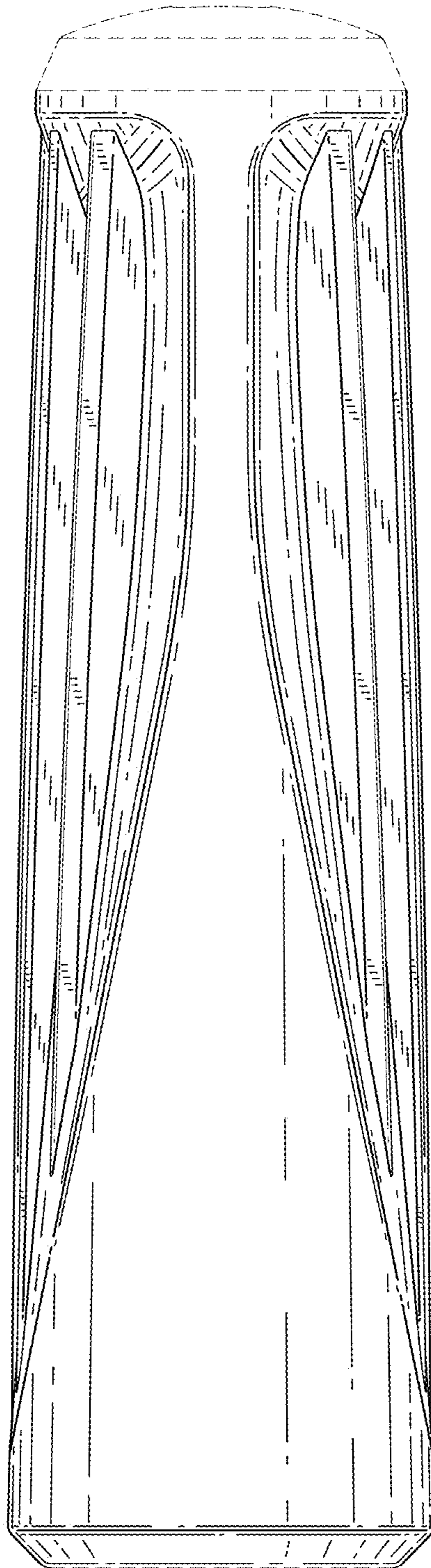


FIG. 4

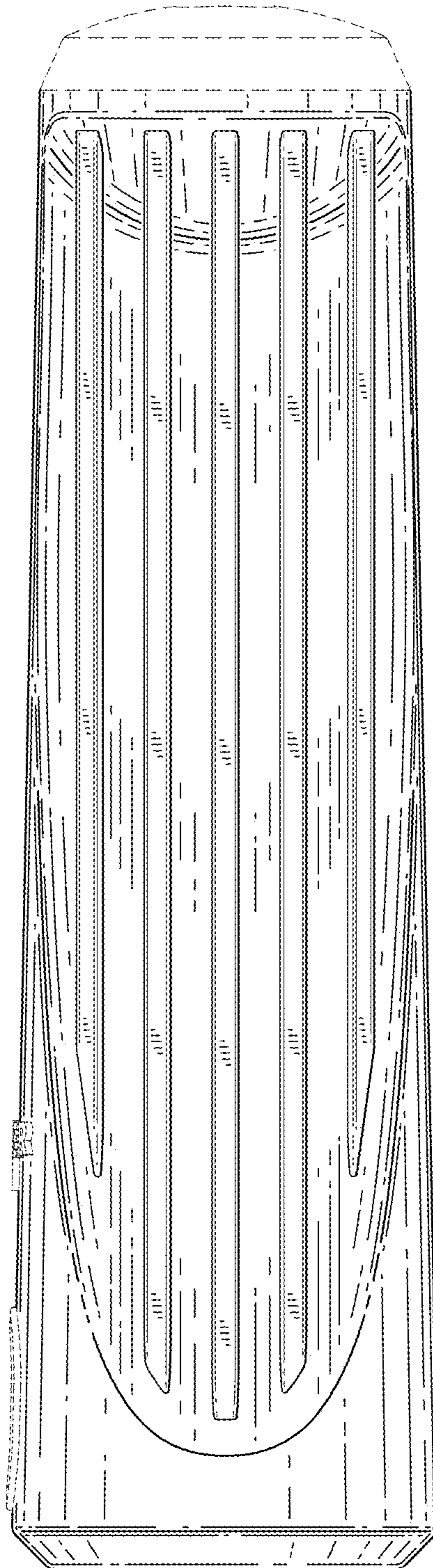


FIG. 5

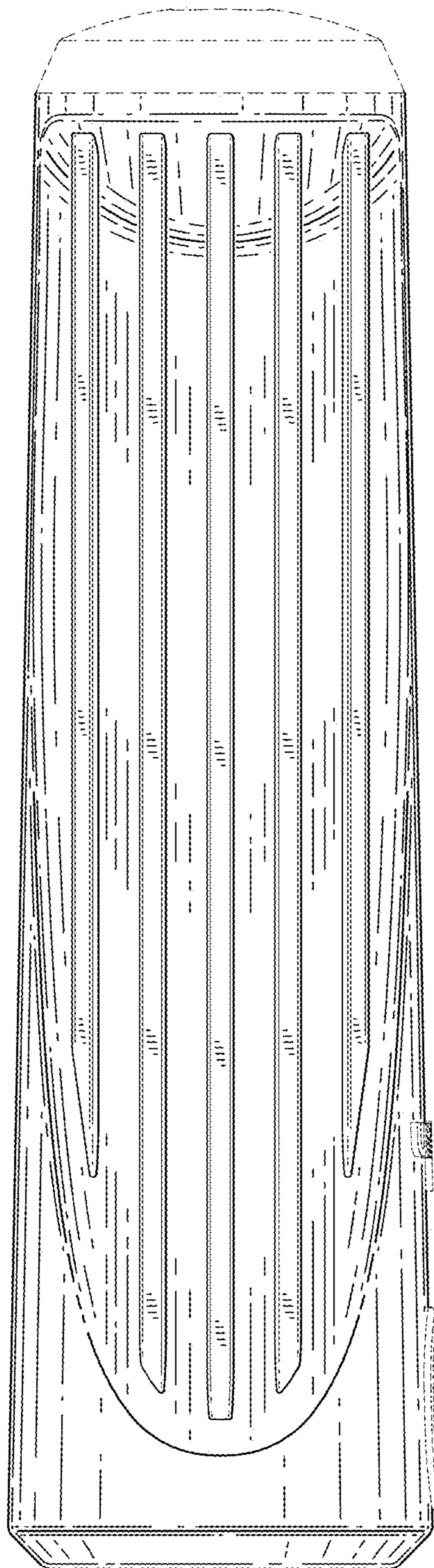


FIG. 6

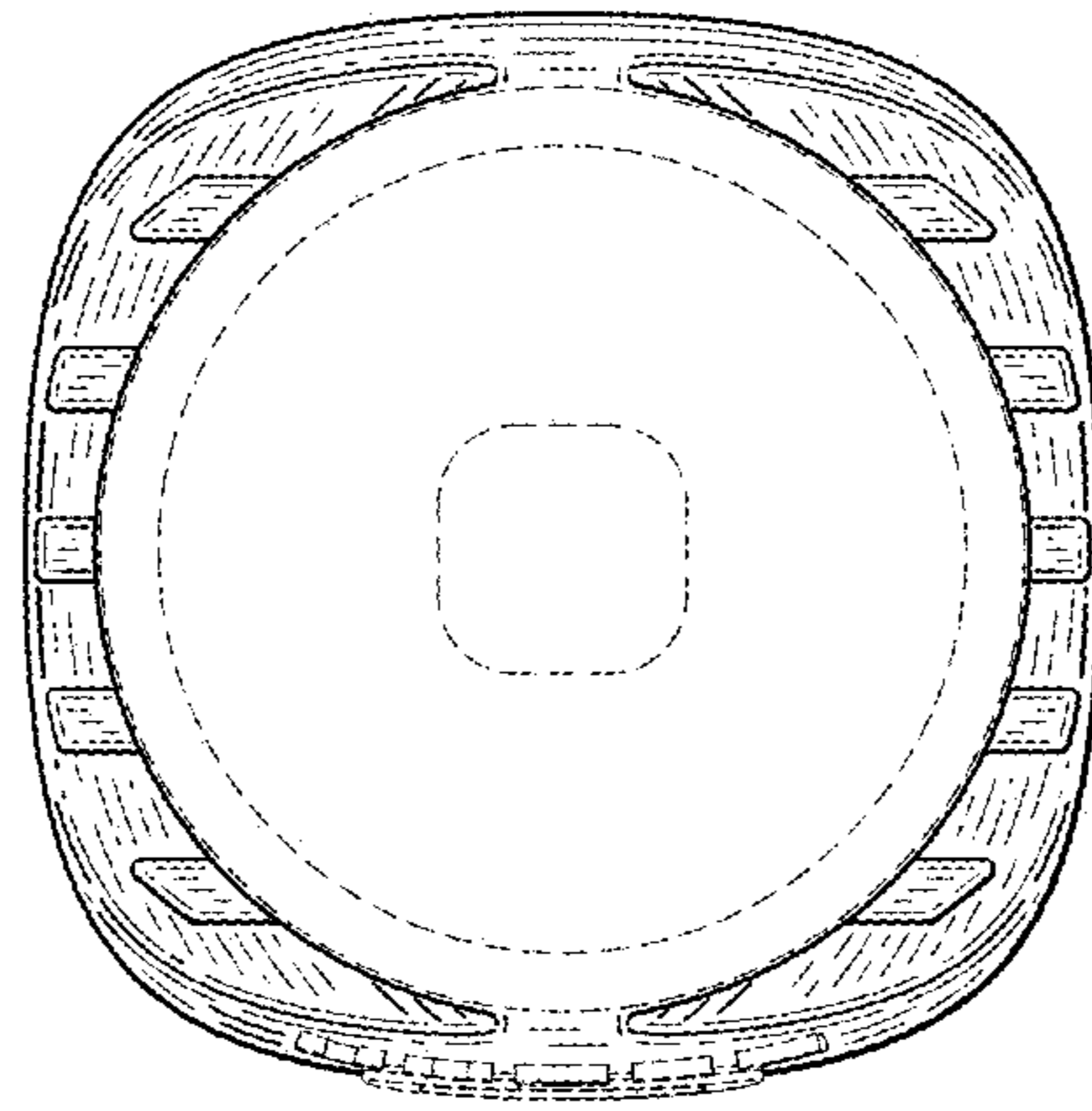


FIG. 7

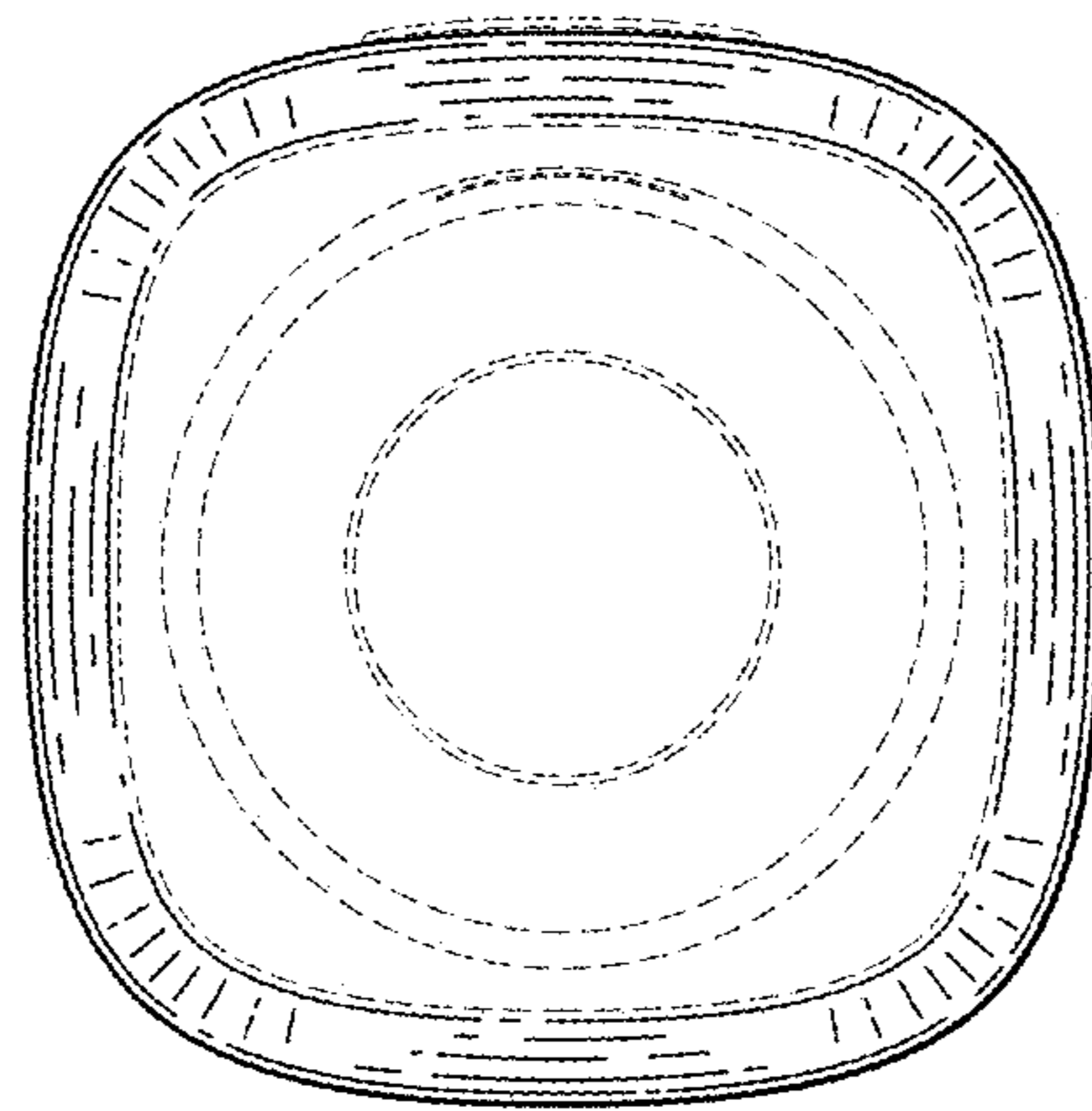


FIG. 8