



US00D720593S

(12) **United States Design Patent**  
**Singh**

(10) **Patent No.:** **US D720,593 S**

(45) **Date of Patent:** **\*\* Jan. 6, 2015**

(54) **GRAB HANDLE**

(71) Applicant: **SABIC Innovative Plastics IP B.V.**,  
Bergen op Zoom (NL)

(72) Inventor: **Yugandhara Singh**, Bangalore (IN)

(73) Assignee: **Sabic Global Technologies B.V.** (NL)

(\*\*) Term: **14 Years**

(21) Appl. No.: **29/443,758**

(22) Filed: **Jan. 22, 2013**

(30) **Foreign Application Priority Data**

Jul. 23, 2012 (IN) ..... 246671

Jul. 23, 2012 (IN) ..... 246672

(51) **LOC (10) Cl.** ..... **08-06**

(52) **U.S. Cl.**

USPC ..... **D8/107**

(58) **Field of Classification Search**

USPC ..... D8/107, 1, 10, 51, 72, 300, 303, 307,  
D8/360; D3/318; D15/28; D34/28, 33, 35;  
190/115; 294/27.1, 51, 57, 58, 59,  
294/81.1, 81.6

See application file for complete search history.

(56) **References Cited**

**U.S. PATENT DOCUMENTS**

4,073,036 A 2/1978 Bustin  
D258,054 S \* 1/1981 Ellis ..... D34/33

(Continued)

**FOREIGN PATENT DOCUMENTS**

CA 2021988 2/1991  
CN 200974492 Y 11/2007

(Continued)

**OTHER PUBLICATIONS**

Korean Patent No. 101130027 (B1); Publication Date: Mar. 26, 2013;  
Abstract Only; 1 Page.

(Continued)

*Primary Examiner* — Derrick Holland

(74) *Attorney, Agent, or Firm* — Cantor Colburn LLP

(57) **CLAIM**

I claim, the ornamental design for a grab handle, as shown and described.

**DESCRIPTION**

FIG. 1 is a front perspective view of a grab handle, showing an embodiment of our new design;

FIG. 2 is a top plan view of the embodiment shown in FIG. 1; FIG. 3 is a right elevation view of the embodiment shown in FIG. 1;

FIG. 4 is a front elevation view of the embodiment shown in FIG. 1;

FIG. 5 is a left elevation view of the embodiment shown in FIG. 1;

FIG. 6 is a rear elevation view of the embodiment shown in FIG. 1; and

FIG. 7 is a bottom plan view of the embodiment shown in FIG. 1;

FIG. 8 is a front perspective view of a grab handle, showing another embodiment of our new design;

FIG. 9 is a top plan view of the embodiment shown in FIG. 8; FIG. 10 is a right elevation view of the embodiment shown in FIG. 8;

FIG. 11 is a front elevation view of the embodiment shown in FIG. 8;

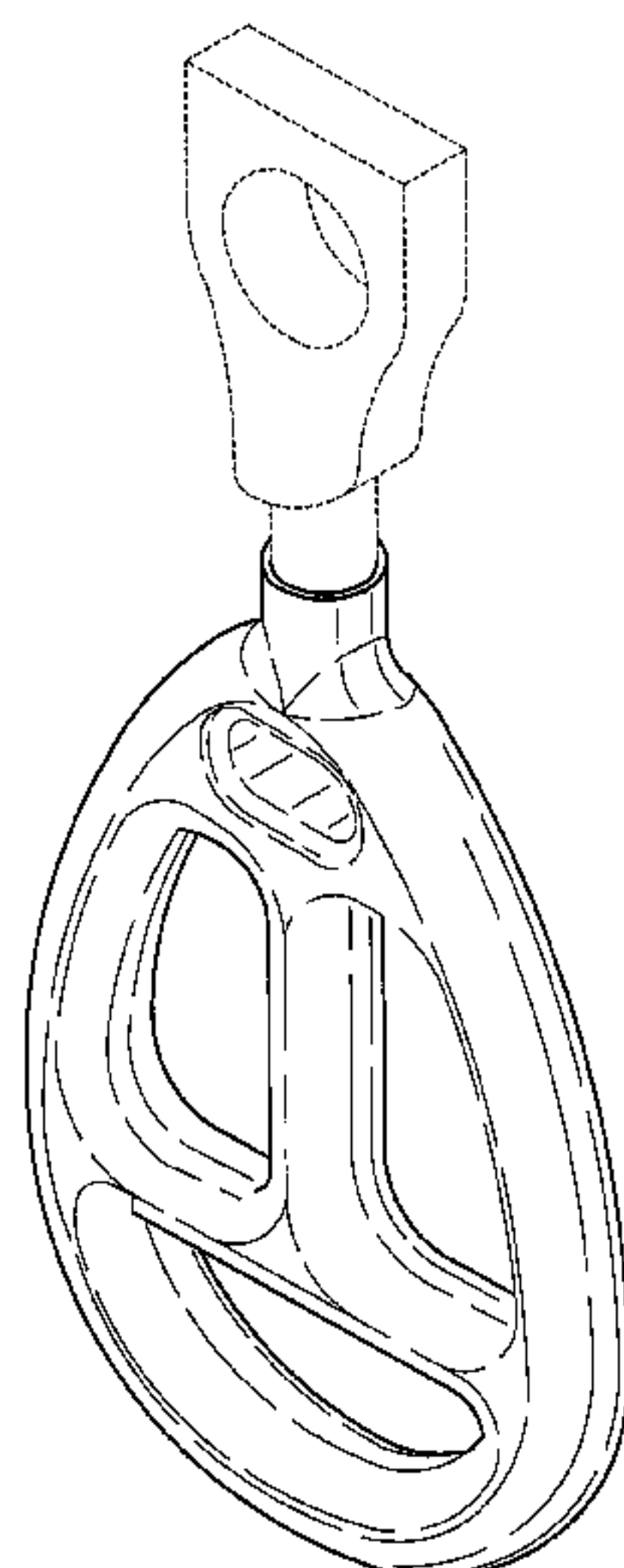
FIG. 12 is a left elevation view of the embodiment shown in FIG. 8;

FIG. 13 is a rear elevation view of the embodiment shown in FIG. 8; and,

FIG. 14 is a bottom plan view of the embodiment shown in FIG. 8.

The broken lines shown represent unclaimed subject matter and form no part of the claimed design.

**1 Claim, 6 Drawing Sheets**



(56)

References Cited

U.S. PATENT DOCUMENTS

D268,323 S \* 3/1983 Schaumloffel ..... D8/397  
 D316,804 S \* 5/1991 Foulke et al. .... D8/307  
 5,257,843 A 11/1993 Nunn  
 D361,495 S 8/1995 Warshawsky  
 D367,633 S 3/1996 Monette et al.  
 D374,394 S \* 10/1996 Lynch et al. .... D8/400  
 D380,956 S 7/1997 Collins  
 5,722,118 A \* 3/1998 Hansen et al. .... 16/113.1  
 D398,125 S 9/1998 Rekuc et al.  
 D405,861 S 2/1999 Klimenko  
 D418,803 S 1/2000 Klimenko  
 D463,124 S \* 9/2002 Godshaw et al. .... D3/318  
 D466,786 S 12/2002 Bourgeois et al.  
 D483,462 S 12/2003 Teskey  
 D514,132 S \* 1/2006 Chosei ..... D15/28  
 D521,418 S 5/2006 Lee  
 D542,998 S 5/2007 Chang  
 D557,101 S \* 12/2007 Grishaber ..... D8/107  
 D610,325 S \* 2/2010 Betzler ..... D34/33  
 D611,321 S \* 3/2010 Boies et al. .... D8/107  
 7,896,417 B2 3/2011 Gupta  
 7,905,530 B2 3/2011 Browne et al.  
 7,988,115 B2 8/2011 Lee et al.  
 8,052,188 B2 11/2011 Chernoff et al.  
 2012/0153683 A1 6/2012 Glaser et al.

FOREIGN PATENT DOCUMENTS

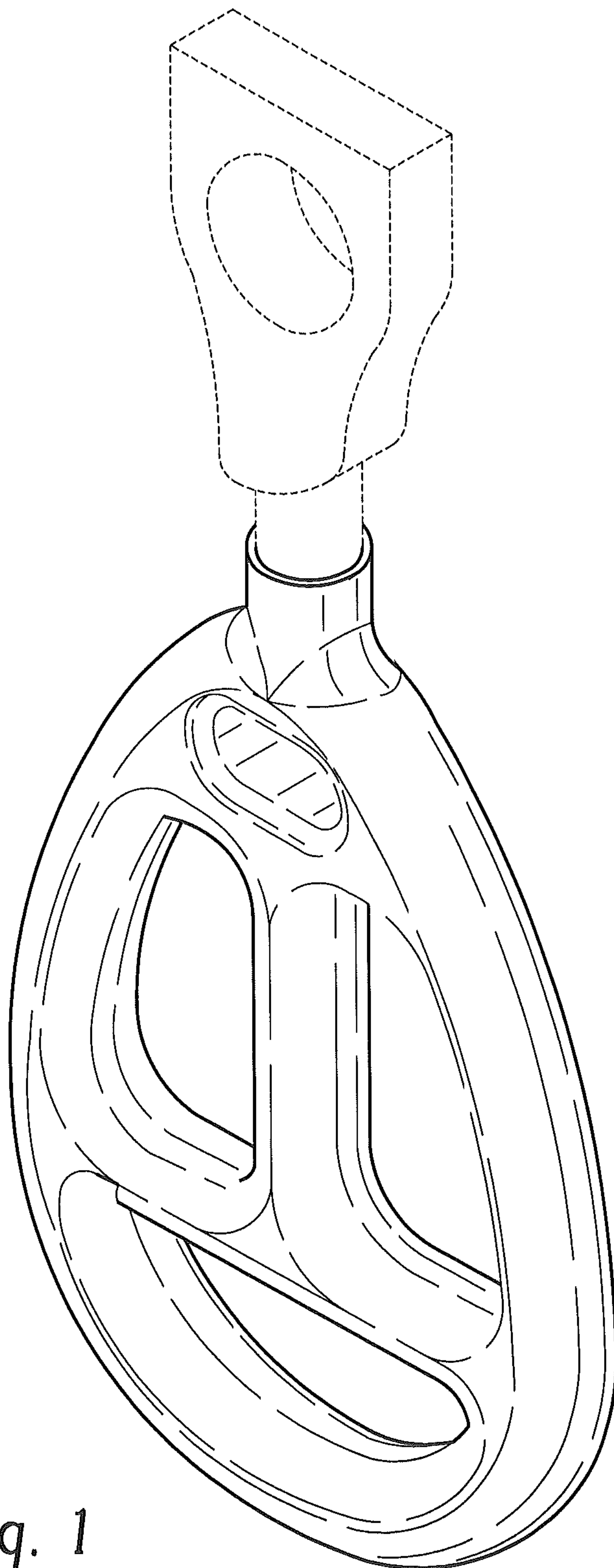
CN 101380912 A 3/2009  
 CN 201279774 Y 7/2009

CN 201881944 U 6/2011  
 CN 201914145 U 8/2011  
 EP 1222091 B1 5/2006  
 JP 57033034 A 2/1982  
 KR 1020100057175 A 5/2010  
 KR 101130027 B1 3/2012  
 WO 2008089991 A1 7/2008  
 WO 2008109791 A1 9/2008  
 WO 2009041768 A2 4/2009  
 WO 2011138660 A1 11/2011


OTHER PUBLICATIONS

International Publication No. 2008089991 (A1); Publication Date: Jul. 31, 2008; Abstract Only; 1 Page.  
 Chinese Patent No. 200974492 (Y); Publication Date: Nov. 14, 2007; Abstract Only; 1 Page.  
 Chinese Patent No. 201279774 (Y); Publication Date: Jul. 29, 2009; Abstract Only; 1 Page.  
 Chinese Patent No. 201914145 (U); Publication Date: Aug. 3, 2011; Abstract Only; 1 Page.  
 Chinese Patent No. 101380912 (A); Publication Date: Mar. 11, 2009; Abstract Only; 1 Page.  
 Korean Patent No. 1020100057175 (A); Publication Date: May 31, 2010; Abstract Only; 1 Page.  
 Chinese Patent No. 201881944 (U); Publication Date: Jun. 29, 2011; Abstract Only; 1 Page.  
 International Search Report for Application No. PCT/IB2013/059800; Date of Mailing: Jan. 31, 2014; 6 pages.  
 Written Opinion of the International Searching for Application No. PCT/IB2013/059800; Date of Mailing: Jan. 31, 2014; 5 pages.


\* cited by examiner



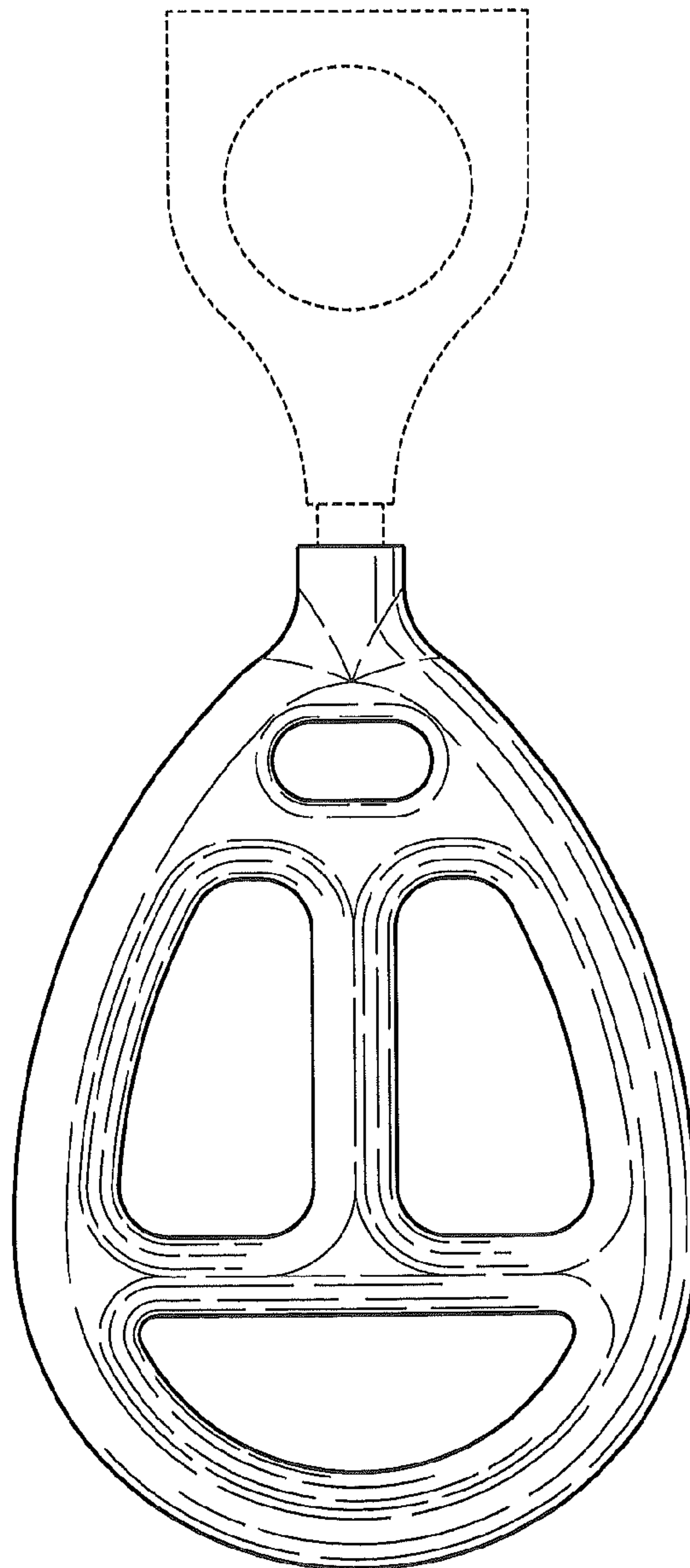
*Fig. 1*



*Fig. 2*




*Fig. 3*

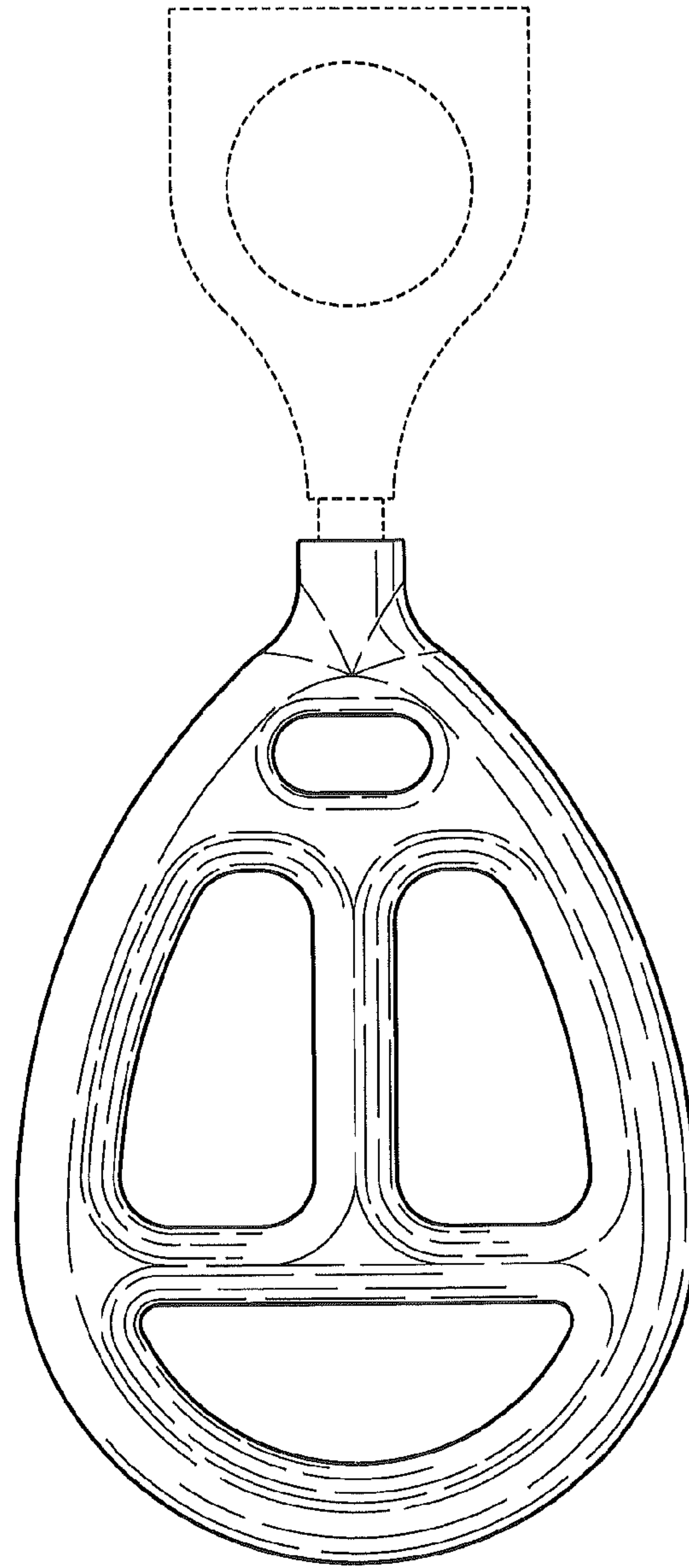


*Fig. 4*






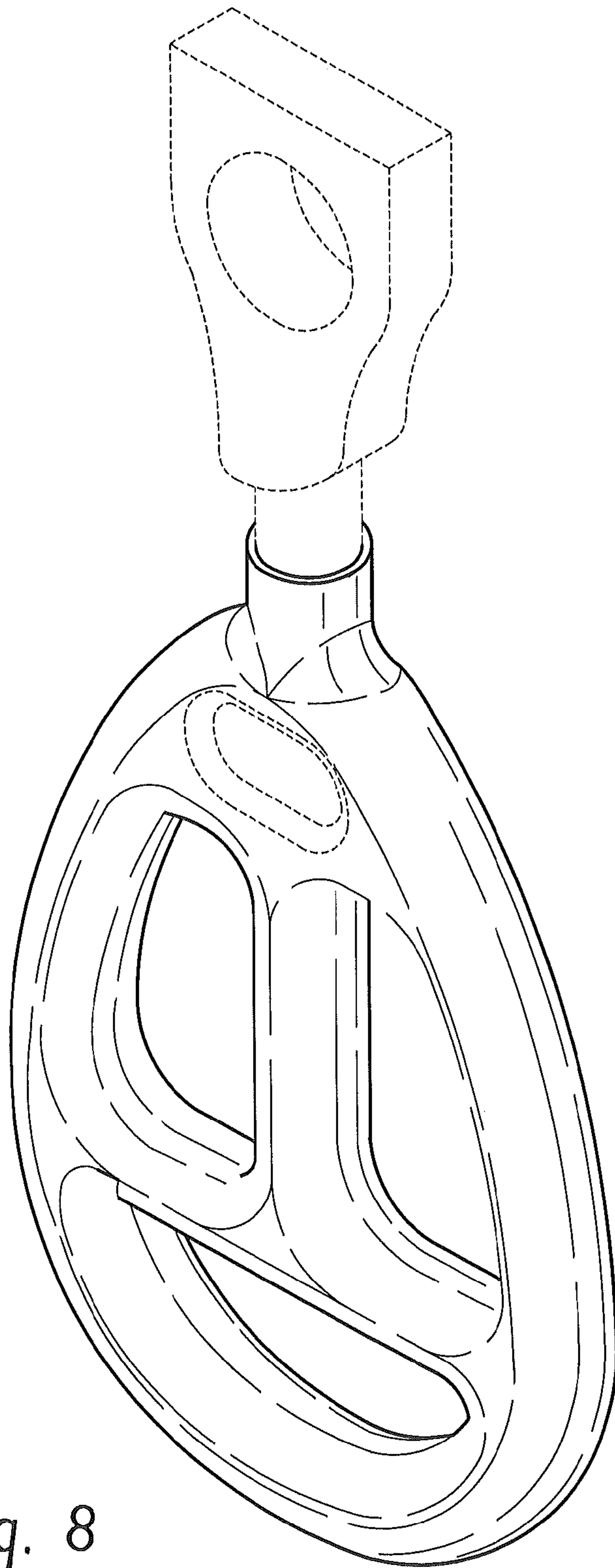
*Fig. 5*



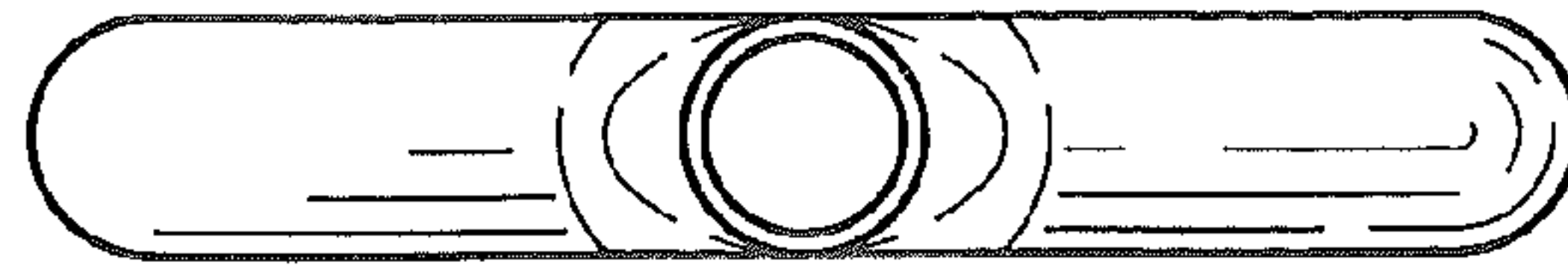
*Fig. 6*



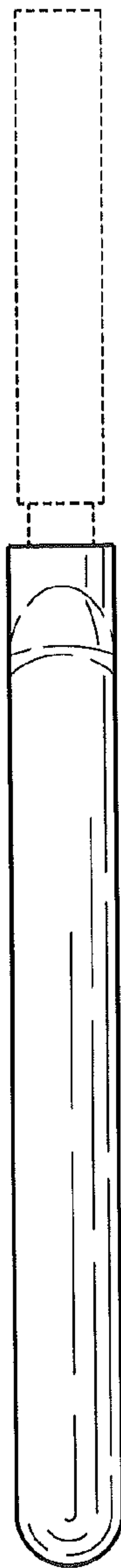
*Fig. 7*



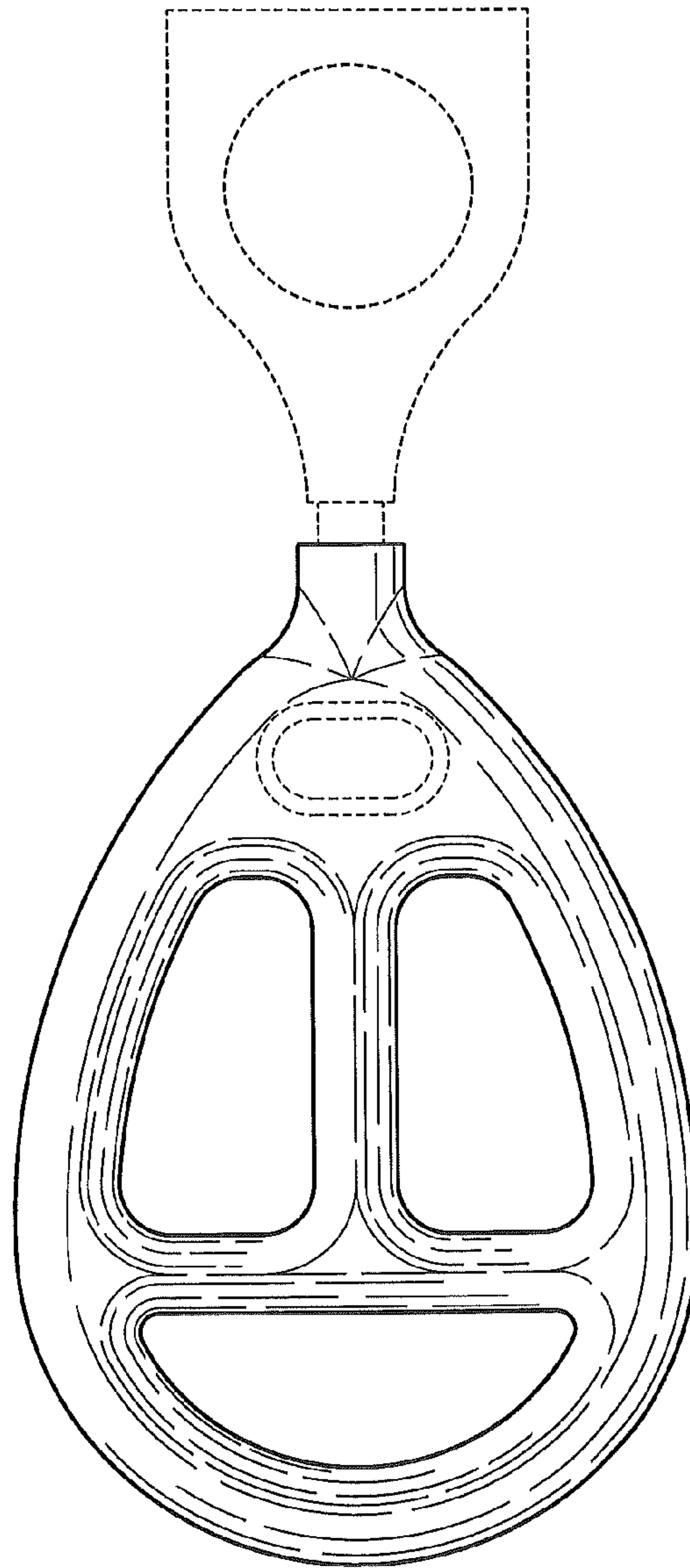
*Fig. 8*



*Fig. 9*



*Fig. 10*



*Fig. 11*




Fig. 12

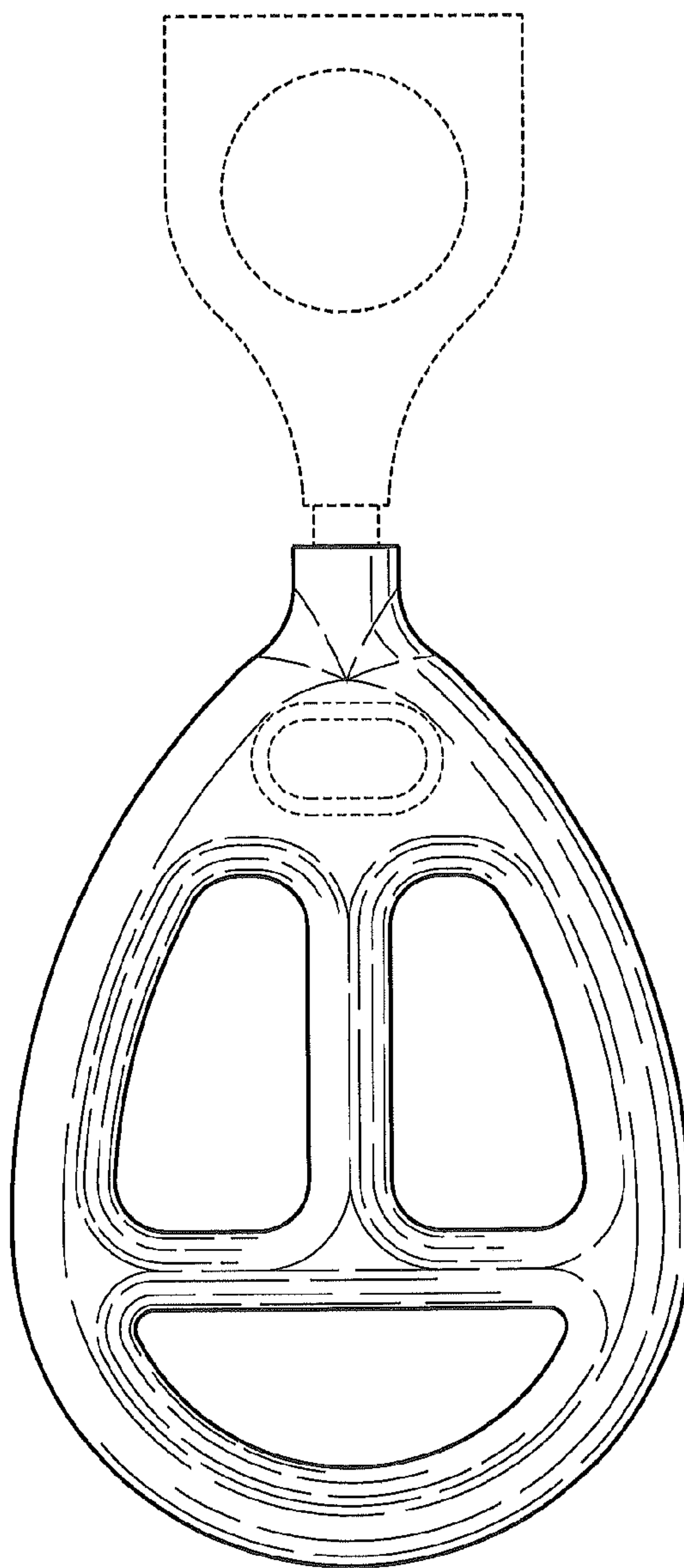


Fig. 13




Fig. 14